

# **ICP Filing Registration**

## **Product Introduction**

## **Product Documentation**



## Copyright Notice

©2013-2019 Tencent Cloud. All rights reserved.

Copyright in this document is exclusively owned by Tencent Cloud. You must not reproduce, modify, copy or distribute in any way, in whole or in part, the contents of this document without Tencent Cloud's the prior written consent.

## Trademark Notice



All trademarks associated with Tencent Cloud and its services are owned by Tencent Cloud Computing (Beijing) Company Limited and its affiliated companies. Trademarks of third parties referred to in this document are owned by their respective proprietors.

## Service Statement

This document is intended to provide users with general information about Tencent Cloud's products and services only and does not form part of Tencent Cloud's terms and conditions. Tencent Cloud's products or services are subject to change. Specific products and services and the standards applicable to them are exclusively provided for in Tencent Cloud's applicable terms and conditions.

# Contents

## Product Introduction

- ICP Filing Overview

- ICP Filing Application Types

- ICP Filing Entity

- Application Process

- Application Time

- Documents Required

  - Personal ICP Filing Application

  - Organizational ICP Filing Application

- ICP Filing Authorization Code

- Restrictions for ICP Filing Application

# Product Introduction

## ICP Filing Overview

Last updated : 2020-02-26 22:42:55

### Why is ICP Filing Necessary

Pursuant to the State Council Decree No.292 "Administrative Measures for Internet Information Services" and the Ministry of Industry and Information Technology Order No.33 "Measures for the Archival Administration of Non-operational Internet Information Services", China implements a licensing system for operational internet information services and filing system for non-operational internet information services. Internet information services shall not be provided before the license or filing is obtained; otherwise, it would be illegal.

Therefore, ICP filing is mandatory for Mainland China server usage, and websites can be launched and accessed only after obtaining ICP filing number from Communications administrations.

ICP filing number is in accordance with the Ministry of Industry and Information Technology (MIIT) official website: [Website for query](#)

For more information about applicable laws and regulations, see [Laws and Regulations](#)

### Impact of No ICP Filing

If your website's domain name does not have the ICP filing and is resolved to Tencent Cloud servers, Tencent Cloud will block access and redirect visitors to a static page reminding you to complete ICP filing. If you need to set up a website, please complete the ICP filing application process before launching the website.

If your domain name has an ICP filing number that is not obtained via Tencent Cloud, and your server needs to migrate or has already migrated to Tencent Cloud, you will need to transfer your ICP filing to us. If your website has not obtained an ICP filing via Tencent Cloud is resolved to our servers, Tencent Cloud will block access and redirect visitors to a static page.

### ICP Filing Exemption for Servers Outside Mainland China

You don't need ICP filing to buy servers outside China's Mainland China region (including China, Hong Kong, Macao, Taiwan and other countries and regions). ICP filing only aims at the IP address of China Mainland China.

# ICP Filing Application by Organization Outside Mainland China

Currently, organizations outside Mainland China cannot apply for ICP filing. These organizations have to set up a Mainland China branch and obtain state-approved organization documents to file ICP. Organizations outside Mainland China may consider purchasing servers located in Hong Kong, China, where ICP filing is not needed.

## Types of ICP Filing Available via Tencent Cloud

- Commercial websites operating within the territory of Mainland China of China shall obtain a license (ICP license) for value-added telecommunications services of Internet information services. To apply for an ICP license, you must first have a valid ICP filing number. Operational ICP filing **You need to go to the relevant departments of the local administration on your own.** For specific requirements, please log on to the local operating ICP filing website to check.
- Non-operational websites operating in Mainland China should apply for an ICP filing with their local communications administration or the Ministry of Industry and Information Technology. Tencent Cloud supports the following ICP filing application types:
  - First-time ICP Filing Application
  - ICP Filing Transfer Application
  - ICP Filing Application for New Website (Original ICP Filing Obtained Through Tencent Cloud)
  - ICP Filing Application for New Website (Original ICP Filing Obtained Outside Tencent Cloud)

## ICP Filing Number

After the ICP filing is successfully obtained, the communications administration will assign an entity ICP filing number to the ICP filing entity (which can be either an individual or organization) and assign a website ICP filing number to the website.

**Entity ICP filing number** Format: Province name + ICP filing + entity's serial number

**Website ICP filing number** Format: Province name + ICP filing + entity's serial number-website's serial number

### Examples

The website ICP filing number of Tencent Cloud's official website (cloud.tencent.com) is Beijing ICP Filing No. 11018762 color 11

The ICP filing number of the entity is Beijing ICP Filing No. 11018762.

# ICP Filing Application Types

Last updated : 2019-08-21 10:16:26

The material required varies for different application types.

- The system will automatically determine the type of application when you fill in the application information.
- You will see options to change application types or alter application information after completing ICP filing on Tencent Cloud.

## Adding ICP Filing Information

You can add filing information when you are filing for the first time, filing to add a new website or transferring your ICP filing.

### ICP Filing Application for the First Time

This is to apply for ICP filing for both the entity and the domain name for the first time.

### ICP Filing Application for New Website

#### Original ICP filing obtained through Tencent Cloud

If the entity has already obtained ICP filing through Tencent Cloud and now needs to host a new website on a Tencent Cloud server, applications for ICP filing for the new website and domain name should be submitted through Tencent Cloud.

#### Original ICP filing obtained outside Tencent Cloud

If the entity has already obtained ICP filing through another service provider and now needs to host a new website on a Tencent Cloud server, applications for ICP filing for the new website and domain name should be submitted through Tencent Cloud.

### ICP Filing Transfer Application

This is to change the access provider information of both the filed entity and filed domain name.

## Modifying ICP Filing Information

### ICP Filing Information Change Application

This is to change the information of the entity or website that has already obtained ICP filing through Tencent Cloud.

## ICP Filing Information Deletion Application

The types of ICP filing information deletion application include deregistration of entity, deregistration of website and cancellation of transfer.

### **Deregistration of Entity**

This is to delete all the ICP filing information of the entity, including entity information and website information.

### **Deregistration of Website**

This is to delete a website under the name of the entity, while the entity information is retained.

### **Cancellation of Transfer**

This is to unlink the ICP filing information from the access provider. It is recommended to do this only after the ICP filing is transferred to a new access provider; otherwise, the ICP filing may be deregistered by the Communications Administration Bureau.

In addition, Public Security Bureau (PSB) filing and operational ICP license (if applicable) should be applied online or offline from applicable authorities.

## Public Security Bureau (PSB) Filing

Pursuant to the Regulations of the People's Republic of China on Protecting the Safety of Computer Information Systems and the Measures for Security Protection Administration of the International Networking of Computer Information Networks, you should go through the website filing formalities with the cybersecurity department of your local public security bureau within 30 days after your website become accessible. If you fail to do so, the public security authority will impose a punishment of warning or business suspension for rectification for no more than six months.

# ICP Filing Entity

Last updated : 2019-08-21 10:16:35

## Only Top-level Domains Require ICP Filing

Only top-level domains require ICP filing. Second-level and third-level domains can be used after the approval of top-level domain ICP filing.

For example, Tencent's top-level domain is tencent.com. After obtaining the ICP filing of tencent.com, the second-level domain such as `cloud.tencent.com` and third-level domain such as `market.cloud.tencent.com` and `buy.cloud.tencent.com` can be used.

Any domain suffixes on Ministry of Industry and Information Technology (MIIT) website are eligible for ICP filing.

Some provinces such as Beijing do not accept applications whose domain names are outside mainland China.

## Domain Names Eligible for ICP Filing Application

You can visit MIIT's official website to learn about eligible domain suffixes. Any domain suffixes not listed will not be accepted.

Website: [Domain Name Industry Administration Information Publicity System of the Ministry of Industry and Information Technology >>](#)



# Application Process

Last updated : 2020-03-19 14:44:11

Log in to Tencent Cloud's ICP filing application system To fillin and submit your ICP filling application. The ICP filing application is only available through the Tencent Cloud China console.

Application process varies by application type. The following is a basic process and is for reference purposes only:

## 1. **Verify ICP filing domain name**

Enter your ICP filing domain name, and the system will automatically identify the ICP filing type you want to deal with according to your Enter domain name.

## 2. **Materials of Enter and ICP filing**

According to the system prompt Enter related entity information and website information, upload certificate photos and check list and other ICP filing materials. After confirming that the information is correct, submit it to Tencent Cloud for review.

## 3. **Tencent Cloud audit**

Tencent Cloud will complete the audit of ICP filing data in about business day. If the audit is passed, your ICP filing information will be submitted to the local management bureau for examination.

## 4. **SMS verification (some provinces)**

After Tencent Cloud submits your ICP filing order to the Administration, the Ministry of Industry and Information Technology system will automatically deliver SMS verification code. You need to verify it on the website of Access's Provincial Administration within 24 hours.

## 5. **Audit by the Administration**

The Provincial Administration will review your ICP filing information within 20 business day.

## 6. **Wait for application approval**

Tencent Cloud will send you SMS and email notifications after your application is approved. You can also log in to Tencent Cloud to check out filed entity and website information.

# Application Time

Last updated : 2019-08-21 10:16:42

After submitting the required materials via Tencent Cloud's ICP filing application system, you will need to wait for the review outcomes from Tencent Cloud and the local communications administration bureaus.

## Tencent Cloud Review Time

- **Preliminary review:** It takes us one business day to conduct the preliminary review after you upload relevant documents.
- **Backdrop photo review:** It takes us one business day to review the backdrop photo after submission.
- **Submission to the local communications administration bureaus for review:** After Tencent Cloud reviews all your application materials, your application status will change to "pending submission to the local communications administration bureaus for review". Tencent Cloud will submit your application materials within 1 business day.

## Local Communications Administration Bureau Review Time

Your local communications administration bureau will perform a final review on your application for ICP filing. The review time varies by province. According to Decree No. 33 of the Ministry of Industry and Information Technology, the review shall not take more than 20 business days (30 for Zhejiang Province). Business day does not include national holidays or weekends.

### Note:

1. The local communications administration bureaus do not support expedited processing, so please wait patiently.
2. For local communications administration bureau review time, click [here](#). This information is for reference purposes only.
3. For first-time ICP filing applications, your website cannot be resolved before application approval.
4. Pursuant to communications administration bureau requirements, domain names are accessible only after ICP filing approval.

# Documents Required

## Personal ICP Filing Application

Last updated : 2019-08-21 10:16:47

The following materials are needed when an individual is applying for ICP filing:

### Note:

Only electronic copies (scans or photos) are needed for the following materials.

## Personal Identity Document (Required)

Identity	Required document
Chinese citizen	Identity card
Hong Kong and Macao resident	Mainland travel permit for Hong Kong and Macao residents
Taiwan resident	Mainland travel permit for Taiwan residents
Foreigner	Passport

## Website ICP Filing Information Authenticity Checklist (Required)



This is automatically generated by the system during the application process.

You won't need to submit Website ICP Filing Information Authenticity Checklist if you apply via Mini Program. You only need **Letter of Undertaking for Website ICP Filing Application**, which will be automatically generated during the application process.

## Other Materials

Item	Note
Domain name certificate	In Hunan, Guizhou, Jiangsu, Shaanxi, Shandong (if more than 4 domain names are submitted at a time) and Henan (if more than 10 domain names are submitted at a time), individual applicant should provide domain name certificate.
Temporary residence permit or residence permit	In Sichuan, Shanghai, Jiangsu, Jiangxi and Hubei, if the address on the individual applicant's identity card is in another province, temporary residence permit or residence permit should be submitted.
Website construction proposal	In Guangdong, if the individual applicant has already obtained ICP filing for more than 10 websites, a website construction proposal should be submitted when applying for ICP filing for new websites.

## Examples

Item	Examples
Identity card	
Mainland travel permit for Hong Kong and Macao residents	
Mainland travel permit for Taiwan residents	

Item	Examples
Passport	
Temporary residence permit	 
Residence permit	 
Organization code certificate	 

Item	Examples
Registration certificate of private non-enterprise entity	 <p>Registration certificate of private non-enterprise entity (副本)</p> <p>名称: _____</p> <p>住 所: _____</p> <p>法定代表人: _____</p> <p>开办资金: _____ 元 整</p> <p>业务主管单位: _____</p> <p>业务范围: _____</p> <p>代 码: _____</p> <p>发证机关: 石家庄市桥西区民政局</p> <p>发证日期: 二〇一四年八月十五日</p> <p>有效期限: 自 2014年 8月 15日至2015年 8月 15日</p> <p>中华人民共和国民政部制</p>
Legal person registration certificate of foundation	 <p>Legal person registration certificate of foundation (副本)</p> <p>代 码: 50911 _____</p> <p>名 称: _____</p> <p>住 所: _____</p> <p>业 务 范 围: 接受政府资助和社会捐赠; 资助贫困人群、受灾人群、残疾人、重症病人、孤儿儿童、老年人; 支持公益慈善事业发展。</p> <p>法 定 代 表 人: _____</p> <p>类 型: _____</p> <p>原始基金数额: _____</p> <p>业务主管单位: _____</p> <p>年 检 记 录: _____</p> <p>发证机关: 江苏省民政厅</p> <p>发证日期: 2014年10月9日</p> <p>有效期限: 自2014年10月9日至2019年10月8日</p> <p>中华人民共和国民政部制</p>



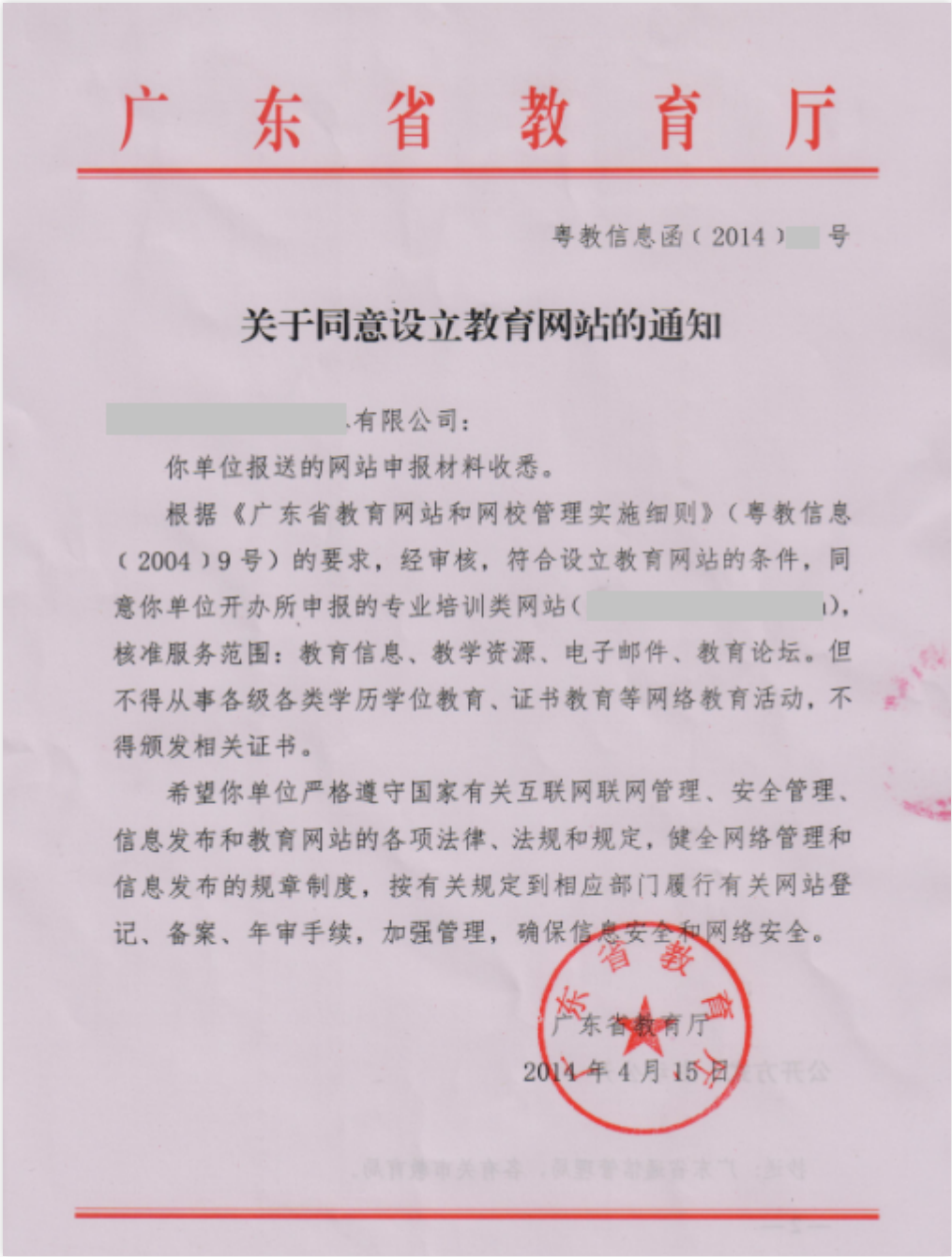
Item	Examples
Legal person certificate of public institution	<div></div>
Legal person registration certificate of social organization	

Item	Examples
	<div></div>



Item	Examples
Certificate of unified social credit code	
Business license	

Item	Examples
	 <p>The image shows a standard Chinese Business License (营业执照). At the top center is the national emblem. Below it, the title "营业执照" (Business License) is prominently displayed in large black characters, followed by "(副本)" (Copy). The license number and certificate number are listed below. The main body contains key information about the company: Name (上海盛德网络科技有限公司), Type (有限责任公司(国内合资)), Address (上海市浦东新区江杨南路118号14幢1108室), Legal Representative (王德福), Registered Capital (人民币 10,000 万元整), Establishment Date (2014年9月10日), Validity Period (2014年9月10日至2016年9月10日), and Business Scope (从事网络科技、信息技术领域内的技术开发、技术咨询、技术服务、技术转让，实业经营，投资管理，商务信息咨询（不得从事经纪），会务服务，计算机软硬件销售维修，广告设计、制作，办公用品、包装材料、家用电器、工艺品、机械设备、建筑装饰材料、五金交电、计算机及配件（除计算机系统安全专用产品）的销售。). A QR code is located at the bottom left. On the bottom right, there is a red circular stamp from the Shanghai Pudong New Area Market Supervision Administration Bureau and the date "2014 年 月 日". At the very bottom, outside the license border, are two footnotes: one regarding the enterprise credit information disclosure system website and another stating supervision by the State Administration for Market Regulation.</p>

Item	Examples
Prerequisite or special approval	 <p>The image shows an official notice from the Guangdong Provincial Education Department (广东省教育厅). The title is '关于同意设立教育网站的通知' (Notice of Approval for Establishing Educational Websites). It is dated April 15, 2014. The notice approves the establishment of a professional training website for a specific unit, subject to certain conditions and regulations. A red circular official seal is visible at the bottom right of the document.</p>
Domain name certificate	

Item	Examples																								
	 <p><b>国际域名注册证书</b> Certification of Global Top Level Domain Name</p> <p>ICANN 标志由国际名字及 IP 地址分配机构所持有</p> <p><b>国际顶级域名权威机构ICANN</b>(The Internet Corporation for Assigned Names and Numbers)授权新网互联DNS.COM.CN制作并颁发此证。<b>证明:</b></p> <p><b>域名</b> <input type="text"/> <b>已由</b> <input type="text"/> <b>注册, 并已在国际顶级域名数据库中备案。</b></p> <p>This certificate was issued by DNS.COM.CN, which is authorized by ICANN(The Internet Corporation for Assigned Names and Numbers).</p> <p>This is to certify that <input type="text"/> has registered the domain name <input type="text"/> and the registration has taken effect since it was put on records in the database of gTLD (Global Top Level Domain) in ICANN.</p> <table border="1"> <tr> <td>域名:</td><td><input type="text"/></td></tr> <tr> <td>Domain Name:</td><td><input type="text"/></td></tr> <tr> <td>注册所有人:</td><td><input type="text"/></td></tr> <tr> <td>Registrant:</td><td><input type="text"/></td></tr> <tr> <td>注册时间:</td><td>2012-12-14 12:55:10</td></tr> <tr> <td>Registration Date:</td><td>2012-12-14 12:55:10</td></tr> <tr> <td>到期时间:</td><td>2014-12-14 12:55:10</td></tr> <tr> <td>Expiration Date:</td><td>2014-12-14 12:55:10</td></tr> <tr> <td>通信地址:</td><td><input type="text"/></td></tr> <tr> <td>Address:</td><td><input type="text"/></td></tr> <tr> <td>主名字服务器:</td><td><input type="text"/></td></tr> <tr> <td>Primary Name Server:</td><td><input type="text"/></td></tr> </table> <p>本证书仅用于证明该域名是通过北京新网互联有限公司注册, 并不作为其他证明文件之用!</p> <p>北京新网互联有限公司是国内知名的域名注册商</p> <p>鉴别本证书的真伪, 请访问 <a href="http://www.dns.com.cn">http://www.dns.com.cn</a> 进行查询</p> <p>北京新网互联科技有限公司 ICP Filing Certificate</p>	域名:	<input type="text"/>	Domain Name:	<input type="text"/>	注册所有人:	<input type="text"/>	Registrant:	<input type="text"/>	注册时间:	2012-12-14 12:55:10	Registration Date:	2012-12-14 12:55:10	到期时间:	2014-12-14 12:55:10	Expiration Date:	2014-12-14 12:55:10	通信地址:	<input type="text"/>	Address:	<input type="text"/>	主名字服务器:	<input type="text"/>	Primary Name Server:	<input type="text"/>
域名:	<input type="text"/>																								
Domain Name:	<input type="text"/>																								
注册所有人:	<input type="text"/>																								
Registrant:	<input type="text"/>																								
注册时间:	2012-12-14 12:55:10																								
Registration Date:	2012-12-14 12:55:10																								
到期时间:	2014-12-14 12:55:10																								
Expiration Date:	2014-12-14 12:55:10																								
通信地址:	<input type="text"/>																								
Address:	<input type="text"/>																								
主名字服务器:	<input type="text"/>																								
Primary Name Server:	<input type="text"/>																								
Website ICP Filing																									



Information  
Item  
Authenticity  
Checklist

## Examples

## 网站备案信息真实性核验单

编号: 核[201 ] 月粤第 号

网站主办者基本信息：(网站主办者填写)			
网站主办者名称		网站类型	<input type="checkbox"/> 单位 <input type="checkbox"/> 个人
网站域名			
网站备案信息核验内容：(接入服务单位填写)			
一、主体信息核验内容：			
核验网站主办者、网站负责人证件资质（网站类型为“个人”时只需核验个人证件资质，请在核验的对应证件下打“√”）			
单位证件资质： <input type="checkbox"/> 组织机构代码证书 <input type="checkbox"/> 工商营业执照 <input type="checkbox"/> 事业法人证书 <input type="checkbox"/> 社团法人证书 <input type="checkbox"/> 军队代号 <input type="checkbox"/> 其他			
个人证件资质： <input type="checkbox"/> 身份证 <input type="checkbox"/> 户口簿 <input type="checkbox"/> 军官证 <input type="checkbox"/> 港澳台胞证 <input type="checkbox"/> 护照 <input type="checkbox"/> 其他			
网站主办者、网站负责人证件号码报备信息是否正确			<input type="checkbox"/> 是 <input type="checkbox"/> 否
是否留存网站主办者、网站负责人证件复印件			<input type="checkbox"/> 是 <input type="checkbox"/> 否
是否当面采集并留存网站负责人照片			<input type="checkbox"/> 是 <input type="checkbox"/> 否
二、联系方式核验内容：			
网站负责人手机号码报备信息是否正确			<input type="checkbox"/> 是 <input type="checkbox"/> 否
网站负责人座机号码报备信息是否正确（网站类型为“个人”时选填）			<input type="checkbox"/> 是 <input type="checkbox"/> 否
网站负责人电子邮箱报备信息是否正确			<input type="checkbox"/> 是 <input type="checkbox"/> 否
网站负责人通信地址报备信息是否正确			<input type="checkbox"/> 是 <input type="checkbox"/> 否
三、网站信息核验内容：			
网站名称报备信息是否规范		<input type="checkbox"/> 是 <input type="checkbox"/> 否	域名报备信息是否正确
			<input type="checkbox"/> 是 <input type="checkbox"/> 否
网站服务内容/项目报备信息是否正确			<input type="checkbox"/> 是 <input type="checkbox"/> 否
是否有前置审批或专项审批文件（如有前置审批或专项审批文件，请在核验文件内容的对应类别下打“√”）			<input type="checkbox"/> 是 <input type="checkbox"/> 否
<input type="checkbox"/> 新闻 <input type="checkbox"/> 出版 <input type="checkbox"/> 教育 <input type="checkbox"/> 医疗保健 <input type="checkbox"/> 药品和医疗器械 <input type="checkbox"/> 文化 <input type="checkbox"/> 广播电视节目 <input type="checkbox"/> 电子公告服务 <input type="checkbox"/> 其他			
四、接入信息报备内容：			
本单位是否正确报备接入信息（包括“接入服务提供者名称”、“接入方式”、“服务器放置地点”、“网站 IP 地址”）			<input type="checkbox"/> 是 <input type="checkbox"/> 否
五、是否留存网站备案信息书面文档			<input type="checkbox"/> 是 <input type="checkbox"/> 否
网站备案信息核验承诺：(接入服务单位、网站主办者签署)			
<p>本单位（接入服务单位）已仔细阅读“《网站备案信息真实性核验单》填写说明”，对说明内容已全部知晓并充分了解，愿意遵守全部内容。承诺已对《网站备案信息真实性核验单》“网站备案信息核验内容”中包含的网站主办者提交主体信息、联系方式、网站信息，本单位报备的接入信息进行逐项核验；不为未取得许可或未履行备案的网站提供接入等服务；承诺以上核验记录真实有效。如违反上述规定，愿意承担相应处罚。</p>			
核验人签字：		单位盖章（接入服务单位）：	
日 期： 年 月 日			
-----			
<p>网站负责人签字： (单位公章)</p>			
日 期： 年 月 日			



# Organizational ICP Filing Application

Last updated : 2019-08-21 10:16:51

The following materials are needed when an organization is applying for ICP filing:

**Note:**

Only electronic copies (scans or photos) are needed for the following materials.

## Organizational Identity Document (Required)

Organization type	Document required (choose one)
Government agency	Organization code certificate, certificate of unified social credit code
Public institution	Organization code certificate, legal person certificate of public institution
Enterprise	Business license (certificate of unified social credit code)
Social organization	Legal person registration certificate of social organization, organization code certificate
Private non-enterprise entity	Organization code certificate, registration certificate of private non-enterprise entity
Foundation	Organization code certificate, legal person registration certificate of foundation
Law firm	Organization code certificate, practicing license of law firm

## Personal Identity Document of the Person-in-charge (Required)

Identity	Document required
Chinese citizen	Identity card
Hong Kong and Macao resident	Mainland travel permit for Hong Kong and Macao residents

Identity	Document required
Taiwan resident	Mainland travel permit for Taiwan residents
Foreigner	Passport

## Website ICP Filing Information Authenticity Checklist (Required)

This is automatically generated by the system during the application process.

You won't need to submit Website ICP Filing Information Authenticity Checklist if you apply via Mini Program. You only need **Letter of Undertaking for Website ICP Filing Application**, which will be automatically generated during the application process.




## Other Materials

Item	Note
Domain name certificate	In Hunan, Guizhou, Jiangsu, Shaanxi, Shandong (if more than 4 domain names are submitted at a time) and Henan (if more than 10 domain names are submitted at a time), organizational applicant should provide domain name certificate.
Prerequisite or special approval	If the contents of the website involve news, publications, medicine and medical devices, radio, film and television programs or cultural activities, the prerequisite or special approvals issued by applicable authorities should be submitted. If the website contains medical-related contents, please consult provincial medical products administration to determine whether any prerequisite approvals are required.
Legal person's power of attorney for person-in-charge of entity	In Henan, Sichuan and Gansu, if the person-in-charge of entity filled in is not the legal person, legal person's power of attorney for person-in-charge of entity should be submitted.



Item	Note
Legal person's power of attorney for person-in-charge of website	In Hunan, Hubei and Tianjin, if the person-in-charge of website filled in is not the legal person, legal person's power of attorney for person-in-charge of website should be submitted.
Website construction proposal	In Guangdong, if the organizational applicant has already obtained ICP filing for more than 30 websites, a website construction proposal should be submitted when applying for ICP filing for new websites.

## Examples

Item	Examples
Identity card	
Mainland travel permit for Hong Kong and Macao residents	
Mainland travel permit for Taiwan residents	

Item	Examples
Passport	
Temporary residence permit	 
Residence permit	 
Organization code certificate	 

Item	Examples
Registration certificate of private non-enterprise entity	
Legal person registration certificate of foundation	



Item	Examples
Legal person certificate of public institution	<div></div>
Legal person registration certificate of social organization	

Item	Examples
	<div></div>

Item	Examples
Certificate of unified social credit code	
Business license	



Item	Examples
	 <p>营业执照</p> <p>(副本)</p> <p>注册号 3101150024000000 证照编号 3101150024000000</p> <p>名称 上海圣德网络科技有限公司 类型 有限责任公司(国内合资) 住所 上海市浦东新区崂山路128号14幢1208室 法定代表人 王德胜 注册资本 人民币 10,000 万元整 成立日期 2014 年 9 月 10 日 营业期限 2014 年 9 月 10 日至 2034 年 9 月 10 日 经营范围 从事网络科技、信息科技领域内的技术开发、技术咨询、技术服务、技术转让、实业投资、投资管理、商务信息咨询(不得从事金融业务)、会议服务、计算机软硬件设备租赁、广告设计、制作、办公用品、包装材料、家用电器、工艺美术品、机械设备、建筑材料、五金交电、计算机及配件(除计算机信息系统安全专用产品)的销售。</p> <p>【依法须经批准的项目,经相关部门批准后方可开展经营活动】</p> <p>登记机关 浦东新区市场监督管理局 2014 年 9 月 10 日</p> <p>企业信用信息公示系统网址: <a href="https://www.gs.gov.cn/notice">https://www.gs.gov.cn/notice</a> 中华人民共和国国家工商行政管理总局监制</p>

Item	Examples
Prerequisite or special approval	
Domain name certificate	



Item	Examples																								
	 <p><b>国际域名注册证书</b> Certification of Global Top Level Domain Name</p> <p>ICANN 标志由国际名字及 IP 地址分配机构所持有</p> <p><b>国际顶级域名权威机构ICANN</b>(The Internet Corporation for Assigned Names and Numbers)授权新网互联DNS.COM.CN制作并颁发此证。<b>证明:</b></p> <p><b>域名</b> <input type="text"/> <b>已由</b> <input type="text"/> <b>注册, 并已在国际顶级域名数据库中备案。</b></p> <p>This certificate was issued by DNS.COM.CN, which is authorized by ICANN(The Internet Corporation for Assigned Names and Numbers).</p> <p>This is to certify that <input type="text"/> has registered the domain name <input type="text"/> and the registration has taken effect since it was put on records in the database of gTLD (Global Top Level Domain) in ICANN.</p> <table border="1"> <tr> <td>域名:</td><td><input type="text"/></td></tr> <tr> <td>Domain Name:</td><td><input type="text"/></td></tr> <tr> <td>注册所有人:</td><td><input type="text"/></td></tr> <tr> <td>Registrant:</td><td><input type="text"/></td></tr> <tr> <td>注册时间:</td><td>2012-12-14 12:55:10</td></tr> <tr> <td>Registration Date:</td><td>2012-12-14 12:55:10</td></tr> <tr> <td>到期时间:</td><td>2014-12-14 12:55:10</td></tr> <tr> <td>Expiration Date:</td><td>2014-12-14 12:55:10</td></tr> <tr> <td>通信地址:</td><td><input type="text"/></td></tr> <tr> <td>Address:</td><td><input type="text"/></td></tr> <tr> <td>主名字服务器:</td><td><input type="text"/></td></tr> <tr> <td>Primary Name Server:</td><td><input type="text"/></td></tr> </table> <p>本证书仅用于证明该域名是通过北京新网互联有限公司注册, 并不作为其他证明文件之用!</p> <p>北京新网互联有限公司是国内知名的域名注册商</p> <p>鉴别本证书的真伪, 请访问 <a href="http://www.dns.com.cn">http://www.dns.com.cn</a> 进行查询</p> <p>北京新网互联科技有限公司 ICP Filing Certificate</p>	域名:	<input type="text"/>	Domain Name:	<input type="text"/>	注册所有人:	<input type="text"/>	Registrant:	<input type="text"/>	注册时间:	2012-12-14 12:55:10	Registration Date:	2012-12-14 12:55:10	到期时间:	2014-12-14 12:55:10	Expiration Date:	2014-12-14 12:55:10	通信地址:	<input type="text"/>	Address:	<input type="text"/>	主名字服务器:	<input type="text"/>	Primary Name Server:	<input type="text"/>
域名:	<input type="text"/>																								
Domain Name:	<input type="text"/>																								
注册所有人:	<input type="text"/>																								
Registrant:	<input type="text"/>																								
注册时间:	2012-12-14 12:55:10																								
Registration Date:	2012-12-14 12:55:10																								
到期时间:	2014-12-14 12:55:10																								
Expiration Date:	2014-12-14 12:55:10																								
通信地址:	<input type="text"/>																								
Address:	<input type="text"/>																								
主名字服务器:	<input type="text"/>																								
Primary Name Server:	<input type="text"/>																								
Website ICP Filing																									

Information  
Item  
Authenticity  
Checklist

## Examples

## 网站备案信息真实性核验单

编号: 核[201 ] 月粤第 号

网站主办者基本信息：(网站主办者填写)			
网站主办者名称		网站类型	<input type="checkbox"/> 单位 <input type="checkbox"/> 个人
网站域名			
网站备案信息核验内容：(接入服务单位填写)			
一、主体信息核验内容：			
核验网站主办者、网站负责人证件资质（网站类型为“个人”时只需核验个人证件资质，请在核验的对应证件下打“√”）			
单位证件资质： <input type="checkbox"/> 组织机构代码证书 <input type="checkbox"/> 工商营业执照 <input type="checkbox"/> 事业法人证书 <input type="checkbox"/> 社团法人证书 <input type="checkbox"/> 军队代号 <input type="checkbox"/> 其他			
个人证件资质： <input type="checkbox"/> 身份证 <input type="checkbox"/> 户口簿 <input type="checkbox"/> 军官证 <input type="checkbox"/> 港澳台胞证 <input type="checkbox"/> 护照 <input type="checkbox"/> 其他			
网站主办者、网站负责人证件号码报备信息是否正确			<input type="checkbox"/> 是 <input type="checkbox"/> 否
是否留存网站主办者、网站负责人证件复印件			<input type="checkbox"/> 是 <input type="checkbox"/> 否
是否当面采集并留存网站负责人照片			<input type="checkbox"/> 是 <input type="checkbox"/> 否
二、联系方式核验内容：			
网站负责人手机号码报备信息是否正确			<input type="checkbox"/> 是 <input type="checkbox"/> 否
网站负责人座机号码报备信息是否正确（网站类型为“个人”时选填）			<input type="checkbox"/> 是 <input type="checkbox"/> 否
网站负责人电子邮箱报备信息是否正确			<input type="checkbox"/> 是 <input type="checkbox"/> 否
网站负责人通信地址报备信息是否正确			<input type="checkbox"/> 是 <input type="checkbox"/> 否
三、网站信息核验内容：			
网站名称报备信息是否规范		<input type="checkbox"/> 是 <input type="checkbox"/> 否	域名报备信息是否正确
			<input type="checkbox"/> 是 <input type="checkbox"/> 否
网站服务内容/项目报备信息是否正确			<input type="checkbox"/> 是 <input type="checkbox"/> 否
是否有前置审批或专项审批文件（如有前置审批或专项审批文件，请在核验文件内容的对应类别下打“√”）			<input type="checkbox"/> 是 <input type="checkbox"/> 否
<input type="checkbox"/> 新闻 <input type="checkbox"/> 出版 <input type="checkbox"/> 教育 <input type="checkbox"/> 医疗保健 <input type="checkbox"/> 药品和医疗器械 <input type="checkbox"/> 文化 <input type="checkbox"/> 广播电视节目 <input type="checkbox"/> 电子公告服务 <input type="checkbox"/> 其他			
四、接入信息报备内容：			
本单位是否正确报备接入信息（包括“接入服务提供者名称”、“接入方式”、“服务器放置地点”、“网站 IP 地址”）			<input type="checkbox"/> 是 <input type="checkbox"/> 否
五、是否留存网站备案信息书面文档			<input type="checkbox"/> 是 <input type="checkbox"/> 否
网站备案信息核验承诺：(接入服务单位、网站主办者签署)			
<p>本单位（接入服务单位）已仔细阅读“《网站备案信息真实性核验单》填写说明”，对说明内容已全部知晓并充分了解，愿意遵守全部内容。承诺已对《网站备案信息真实性核验单》“网站备案信息核验内容”中包含的网站主办者提交主体信息、联系方式、网站信息，本单位报备的接入信息进行逐项核验；不为未取得许可或未履行备案的网站提供接入等服务；承诺以上核验记录真实有效。如违反上述规定，愿意承担相应处罚。</p> <p>核验人签字： 单位盖章（接入服务单位）：</p> <p>日 期： 年 月 日</p> <p>-----</p> <p>网站负责人签字： (单位公章) 日 期： 年 月 日</p>			



# ICP Filing Authorization Code

Last updated : 2019-12-06 18:01:42

## Overview

ICP filing authorization code is a server-generated authorization credential for ICP filing purposes that points to server's IP address.

## Use Case

Suppose you registered accounts A and B with Tencent Cloud. You bought CVM for your company headquarter and branch office's websites using account A and you didn't purchase anything using account B. One Tencent Cloud account can only be used for one entity ICP filing application, but your headquarter and the branch are two entities. Therefore, another entity's ICP filing application needs to be under account B. Because account B does not have any CVM, an ICP filing authorization code is needed for ICP filing application. The code will be generated by account A's CVM.

### Create an ICP filing authorization code

1. Log in to account A where you purchased CVM.
2. Click **+ Generate an authorization code**.
3. Select the cloud service to be associated with and click **OK** to start generation.
4. After the code is successfully generated, you can view its details, change the cloud service or delete it on the page.

### Using an ICP Filing Authorization Code

1. Log in to account B where there is no CVM.
2. In the step for confirming the application type, select **ICP filing authorization code** for **Cloud service used for application** and paste the code generated in account A.
3. After successful verification, you can use account B to proceed with the application process. IP address of the CVM that provided authorization code will be the ICP filing IP address.

# Restrictions for ICP Filing Application

Last updated : 2019-08-21 10:17:00

Restriction	Note
Entity	A Tencent Cloud account can only be used for one entity website's ICP filing application. If you need to apply for ICP filing for a new entity, please register a new account or use the <a href="#">ICP filing authorization code</a> to submit the application.
Website and domain name quantity	One Tencent Cloud account can have only one in-progress ICP filing application order, up to 10 websites can be submitted in one order and up to 10 domain names can be submitted for one website.
Website name	A website must be named appropriately. .
Prerequisite approval	If the website involves contents in an industry that requires prerequisite approvals, please obtain such approvals first from authorities in charge before applying for ICP filing.