

Third Party Third Party Product Documentation



Copyright Notice

©2013-2019 Tencent Cloud. All rights reserved.

Copyright in this document is exclusively owned by Tencent Cloud. You must not reproduce, modify, copy or distribute in any way, in whole or in part, the contents of this document without Tencent Cloud's the prior written consent.

Trademark Notice



All trademarks associated with Tencent Cloud and its services are owned by Tencent Cloud Computing (Beijing) Company Limited and its affiliated companies. Trademarks of third parties referred to in this document are owned by their respective proprietors.

Service Statement

This document is intended to provide users with general information about Tencent Cloud's products and services only and does not form part of Tencent Cloud's terms and conditions. Tencent Cloud's products or services are subject to change. Specific products and services and the standards applicable to them are exclusively provided for in Tencent Cloud's applicable terms and conditions.

Contents

Third Party

Third Party Information

Exam Guidance

Certification Guidance

Third Party

Third Party Information

Last updated : 2021-07-16 17:45:31

Question

What Third Parties does Tencent Cloud use to provide your services?

Answer

We use various third parties (internal and external) to provide Tencent Cloud to you and these may change from time to time (please see the [Privacy Policy](#) and [Data Processing and Security Addendum](#) for more detail).

Such third parties include:

Your Content (see [Data Processing and Security Addendum](#) for more detail).

Entity	Purpose
Aceville Pte Limited	Data center services and infrastructure
Tencent Cloud LLC	Data center services and infrastructure
Tencent Europe B.V.	Data center services and infrastructure
Tencent (Thailand) Company Limited	Data center services and infrastructure
Glorybird India Private Limited	Data center services and infrastructure
Общество с ограниченной ответственностью «Кайт Бёрд АР»	Data center services and infrastructure
Kite Bird Korea Yuhan Hoesa	Data center services and infrastructure
Tencent Japan GK	Data center services and infrastructure

Entity	Purpose
PETRICHOR TELECOMUNICAÇÕES BRASIL LIMITADA	Data center services and infrastructure
KITE BIRD malaysia sdn. bhd.	Data center services and infrastructure
Kite Bird Germany GmbH	Data center services and infrastructure
Kite Bird Australia Pty Ltd	Data center services and infrastructure
Kite Bird South Africa (Pty) Ltd	Data center services and infrastructure
RADWARE China Ltd.	Anti-DDOS

Administrative Information ([Privacy Policy](#) for more detail)

Entity	Purpose
Tencent Computing (Beijing) Co., Ltd.	Providing back-end support
Paypal Inc.	Payment processor
Frensworx Software Technology Co., Limited	Backend support
Salesforce.com Singapore Pte. Ltd	Customer support

Exam Guidance

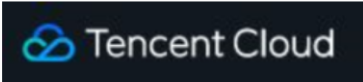
Last updated : 2021-09-29 11:46:16

Registration and Scheduling

Tencent Cloud delivers all of its certification exams online through Kryterion's Webassessor platform and does not offer in-person testing. To register for a Tencent Cloud certification exam, please visit [Tencent Cloud's certification exam portal](#) on Kryterion and follow the steps below:

1) Click **Create New Account** to create a Tencent Cloud Webassessor account. **Note:** When creating your account, please make sure to enter your legal first and last name. The entered name must match the name listed on your government-issued photo ID. If there is a mismatch, you will not be allowed to take your exam, and your exam fee will be forfeited.

Home | Login | Forgot Password | Help | **Create New Account**



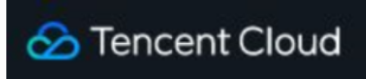
Tencent Cloud Certification Program

Welcome to Tencent Cloud's online exam registration.

Follow these steps to schedule an exam:

1. Create a New Account by clicking [here](#).
2. Log into your newly created account.
3. Click on "Register for an Exam" and follow the remaining steps to complete scheduling...etc.

2) Log in with your newly created Webassessor account.

[Home](#) | [Login](#) | [Forgot Password](#) | [Help](#) | [Create New Account](#)

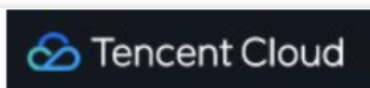
Tencent Cloud Certification Program

Welcome to Tencent Cloud's online exam registration.

Follow these steps to schedule an exam:

1. Create a New Account by clicking [here](#).
2. Log into your newly created account.
3. Click on "Register for an Exam" and follow the remaining steps to complete scheduling...etc.

3) Click **Register for an Exam** and click **Buy Now** next to the exam you want to take.

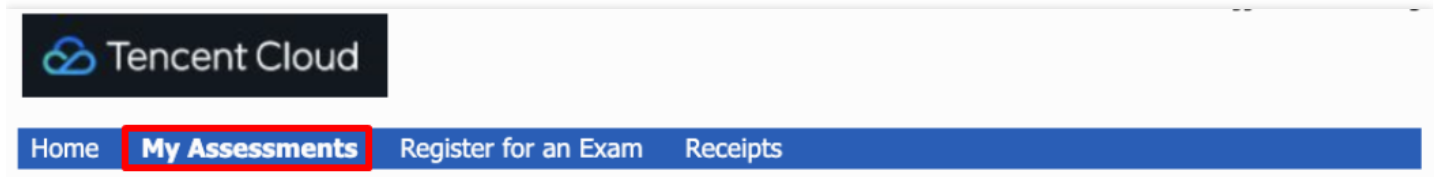
[Home](#) [My Assessments](#) **[Register for an Exam](#)** [Receipts](#)

To register for an exam, please select an exam from the list below.

Tencent Cloud Certifications

Tencent Cloud Practitioner	The Tencent Cloud Practitioner examination is intended for anyone with a foundational knowledge of core Tencent Cloud products and services. Earning this credential validates cloud fluency and basic knowledge of Tencent Cloud.	PR000001	Online Proctored	USD 100.00	
	Secure wrapper online Retake Policy :				
Tencent Cloud Solutions Architect Associate	The Tencent Cloud Solutions Architect Associate examination is intended for cloud professionals with 1 or more years of experience in designing high availability, high security and cost-effective cloud architecture on Tencent Cloud.	PR000002	Online Proctored	USD 150.00	<input type="button" value="Buy Now"/>
	Secure wrapper online Retake Policy :				

- 4) Select your preferred testing date and time and complete your payment.
- 5) Once registration is complete, Kryterion will send you a confirmation email containing your unique Test Taker Authorization Code, which will be required to launch your online proctored exam.
- 6) To ensure that you are ready-to-go on the day of your exam, please [log in with your account](#), click **My Assessments**, and follow the instructions on the screen to install Sentinel, an exam security software, and create your Biometric Profile. For more information on installing Sentinel, click [here](#). For more information on creating your Biometric Profile, click [here](#).



Rescheduling or Cancelling a Scheduled Exam

To reschedule or cancel a scheduled Tencent Cloud certification exam, please [log in to your Tencent Cloud Webassessor account](#) and click **Reschedule** or **Cancellation** next to your scheduled exam.

Please note that a late rescheduling or cancellation fee will be applied if you update your registration within 24 hours of your scheduled exam's start time.

Testing Space, Testing Behavior and Technical Requirements

Please carefully review and satisfy the following testing requirements, as any intentional or unintentional violation of testing security protocols may cause your exam session to be terminated and your exam result to be invalidated.

Testing space requirements:

- Take the exam in a quiet, well lit room
- Prepare a reflective surface (e.g. phone or mirror) to perform a room scan
- Make sure that no other persons are present in the testing space
- Make sure that no items (e.g. papers, writing instruments, smart electronic devices) other than your computer are present in the testing space

- If you are taking the exam with your laptop, disconnect external computer monitors from your laptop and close all applications on your laptop
- Make sure that there are no foods/drinks (including water) and headphones/earbuds in the testing space. You cannot eat or drink or wear headphones/earbuds during the exam
- Be prepared to take the exam in one sitting. You cannot take a break or step away from the camera's view

Prohibited testing behavior:

- Reading the exam content out loud
- Talking out loud or speaking to another person in the room
- Leaving the view of the camera, loss of video, or poor video resolution that interferes with proctoring
- Using any test aid (e.g., books, papers, writing instruments, smart electronic devices)
- Invalid keystrokes (e.g., pressing the "Print screen" key)
- Excessive background noise or other audio issues that interfere with proctoring
- Other persons entering or being present in the testing space
- Taking a picture of the provisional exam result while the webcam is on before exiting out of Sentinel. Your provisional exam result will be displayed in your Tencent Cloud Webassessor account after the exam is completed

For technical requirements such as minimum system requirements and internet connection requirements, please click [here](#).

Government-issued Photo ID Requirements

On the day of your online proctored exam, please be prepared to show both a government-issued primary identification and a secondary identification.

A government-issued primary identification **must include your name, photograph, and signature**. Examples include:

- Government-issued driver's license
- U.S. Department of State driver's license
- National/state/country identification card

- Passport
- Passport card
- Military ID
- Alien registration card (green card, permanent resident visa)

A secondary identification **must include your name and signature**. Examples include:

- U.S. Social Security card
- Debit/(ATM) card
- Credit card
- School ID
- Forms of primary identification

Note: When creating your Tencent Cloud Webassessor account, please make sure to enter your legal first and last name. The entered name must match the name listed on your government-issued photo ID. If there is a mismatch, you will not be allowed to take your exam, and your exam fee will be forfeited.

Preparing for an Exam

Tencent Cloud currently offers the Practitioner and Solutions Architect Associate certification exams. To prepare for the Practitioner exam, you can take the [Tencent Cloud Practitioner course on Coursera](#) for free. To prepare for the Solutions Architect Associate exam, you can take the [Tencent Cloud Solutions Architect Associate course on Coursera](#) for free.

Vouchers

Tencent Cloud offers certification exam vouchers for its signed partners and customers. Vouchers are single-use, individually-coded, and date-sensitive discounts defined as a percentage of the certification exam price. If you are not a signed partner or customer and would like to purchase vouchers, please reach out to your Tencent Cloud account manager.

FAQs

How much do certification exams cost?

The cost of each certification exam depends on its level of difficulty. The Practitioner exam is priced at \$100 USD and the Associate-level exams are priced at \$150 USD.

How long do I have to complete a certification exam?

The length of each Tencent Cloud certification exam depends on its level of difficulty. The Practitioner exam and the Associate-level exams are allotted 90 minutes, while the Pro-level exams are allotted 120 minutes.

Are online proctored certification exams open-book?

No, Tencent Cloud certification exams are not open-book, which means that you cannot use any prepared or outside materials during your exam. Your testing space must be free of all items (including but not limited to external monitors, papers, writing instruments, note-taking materials, wearable and non-wearable smart electronic devices, food, and water) except for your computer or laptop. Using any unauthorized materials during the exam will cause your exam session to be terminated, your exam result to be invalidated, and your exam fee to be forfeited.

What is the retake policy for online proctored exams?

After failing a certification exam the first time, the candidate must wait 14 days to retake the exam. After failing a certification exam the second time, the candidate must wait 60 days to retake the exam. After failing a certification exam the third time, the candidate must wait 1 year to retake the exam. This retake policy applies to all certification exam types. Circumventing this retake policy by registering for an exam using a different name or any other methods is a violation of Tencent Cloud's Exam Security Agreement and will result in a denied or revoked certification.

How long will it take to complete an online proctored exam?

After you start a Tencent Cloud certification exam, an online proctor will verify your identity, ensure the testing environment is secured, and then launch the exam, which will take about 5-8 minutes. Once the exam is launched, you will have 90-120 minutes to complete the exam, depending on its level of difficulty. For the specific length of time allotted to each exam, please refer to the "How long do I have to complete a certification exam?" question above.

Can I take breaks during my exam?

No breaks are allowed during your exam. Please be prepared to take the exam in one sitting. Taking any break during the exam will cause your exam session to be terminated, your exam result to be invalidated, and your exam fee to be forfeited.

What happens if I am early/late for my scheduled exam?

On the day of the exam, you may launch the test session up to 10 minutes before and 20 minutes after the scheduled exam start time. If you do not launch your exam during that period of time, your exam session will be terminated automatically and your exam fee will be forfeited. You will need to re-register and pay for the exam again.

I will be unable to take the exam on the scheduled date and time. How can I reschedule?

You can reschedule your exam up to 24 hours before your scheduled exam start time by logging in to your [Tencent Cloud Webassessor](#) account. If you reschedule your exam less than 24 hours before your scheduled exam start time, you will be charged a late rescheduling fee. If you cancel your exam less than 24 hours before your exam time, you will be charged a late cancellation fee.

I encountered technical difficulties while taking the online proctored exam. Can I re-register and reschedule my exam?

Tencent Cloud or Kryterion is not responsible for any unsuccessful exam session due to poor internet connectivity, low bandwidth at the test taker's site or inability to meet the system and technical requirements prior to the exam launch. A Kryterion technician will attempt to restart your exam session, but if the session cannot be immediately restarted and you have been exposed to exam content, the test attempt will count and the retake policy will apply. If you wish to re-register, please do so in Webassessor after the cool off period has ended. Payment is required each time you take an exam.

I am unable to complete my session due to technical difficulties. Who do I contact?

Please [chat](#) with or [email](#) Kryterion's technical support team.

Will the online proctor see my surroundings during the exam?

As part of the online proctoring of each exam, Tencent Cloud or its authorized agent may record and/or watch a live webcast of you during your exam session (including your immediate surroundings), communicate with you, and record your exam to ensure proper security. For more details, please review the Tencent Cloud's Exam Security Agreement that will be displayed on your screen before you launch an exam on Kryterion.

Certification Guidance

Last updated : 2021-09-29 11:46:26

Within approximately 14 days after you successfully pass a Tencent Cloud certification exam, you will receive an email containing an official [Tencent Cloud certification digital badge](#) that validates your mastery of the exam content from [Credly](#), a digital badge platform that works with credible organizations to provide digital credentials to individuals worldwide. We are committed to equipping cloud professionals with the necessary skills and knowledge to grow and advance and acknowledging their achievements. Therefore, we partnered with Credly to provide you with a digital credential at no cost to make it easy for you to showcase your recognized capabilities in email signatures or digital resumes, and on social media sites such as LinkedIn, Facebook, and Twitter. Digital badges contain verified metadata that describes your qualifications and the process required to earn them. You've earned this recognition, now go out and share it!

Note: Through Credly, you can also download a printable digital certificate containing your full name, the name of the Tencent Cloud certification exam, the expiry date, and the signature of Tencent Cloud's President as proof that you passed the exam. For instructions on obtaining this digital certificate, please click [here](#).

FAQs

How long is a Tencent Cloud certification valid for?

Each Tencent Cloud certification is valid for 2 years. After 2 years, you must retake the exam corresponding to the Tencent Cloud certification to become recertified.

What is a digital badge?

Digital badges are web-enabled versions of a credential, certification or learning outcome which can be verified online in real time.

How does my certification get displayed as a badge?

We have partnered with Credly's digital badge platform to translate the learning outcomes you've demonstrated by passing a Tencent Cloud certification exam into a badge. The technology Credly uses is based on the [Open Badge Standards maintained by IMS Global](#), allowing you to manage, share and verify your competencies digitally.

What are the benefits of a badge?

Representing your skills as a badge gives you a way to share your abilities online in a way that is simple, trusted and can be easily verified in real time. Badges provide employers and peers concrete evidence of what you had to do to earn your credential and what you are now capable of. Credly also offers labor market insights based on your skills. You can search and apply for job opportunities through the Credly platform.

Who is Credly?

[Credly](#) is a digital badge platform that works with credible organizations to provide digital credentials to individuals worldwide.

How will I know if I've earned a badge?

You will receive an email notification from Credly (admin@credly.com) with instructions for claiming your badge and setting up your account.

What if I don't want my badge to be public?

You can easily configure your privacy settings in Credly to make your badges private. You are in complete control of the information about yourself that is made public.

Is there a fee to obtain a badge from Credly?

No. This is a service we provide to you at no cost.

What's to keep someone else from copying my badge and using it?

While badges are simply digital image files, they are uniquely linked to data hosted on the Credly platform. This link to verified data makes them more reliable and secure than a paper-based certificate. It also eliminates the possibility of anyone claiming your credential and your associated identity.

Where and how can I share my badge through Credly?

You can share your badge directly from the Credly platform to LinkedIn, Twitter, and Facebook, over email, embedded in a website or in your email signature.

What are labor market insights and how can I access them through Credly?

Labor market insights are pulled from live job requisitions. Based on your skills, you can learn about which employers are hiring, what job titles you might be qualified for, salary ranges, and more. Through Credly, you can search active job listings and even apply for them with just a few clicks. Access the labor market insights from your badge details page by clicking on **Related Jobs**, or by clicking on the skill tags assigned to your badge.

Can I export badges issued through Credly to other badge-storing platforms?

Yes, you can download your badge from the **Share Badge** page. Your downloaded badge contains Open Badge Infrastructure (OBI) compliant metadata embedded into the image. This allows you to store your badge on other OBI-compliant badge sites, such as the Mozilla backpack.

I have a question about the Credly platform. Where can I find support?

You can find answers to frequently asked questions [here](#).