

Media Processing Service

Purchase Guide

Product Documentation



Copyright Notice

©2013-2024 Tencent Cloud. All rights reserved.

Copyright in this document is exclusively owned by Tencent Cloud. You must not reproduce, modify, copy or distribute in any way, in whole or in part, the contents of this document without Tencent Cloud's the prior written consent.

Trademark Notice



All trademarks associated with Tencent Cloud and its services are owned by Tencent Cloud Computing (Beijing) Company Limited and its affiliated companies. Trademarks of third parties referred to in this document are owned by their respective proprietors.

Service Statement

This document is intended to provide users with general information about Tencent Cloud's products and services only and does not form part of Tencent Cloud's terms and conditions. Tencent Cloud's products or services are subject to change. Specific products and services and the standards applicable to them are exclusively provided for in Tencent Cloud's applicable terms and conditions.

Contents

Purchase Guide

Billing Overview

Prepaid Resource Packs

Pay-As-You-Go

Purchase Instructions

Top Up and Purchase

Overdue Payments

Refund

Purchase Guide

Billing Overview

Prepaid Resource Packs

Last updated : 2023-06-16 10:53:41

Overview

MPS resource packs are resource-specific prepaid packs that can be used to **deduct the corresponding resources you use**.

Notes

A resource pack becomes valid immediately after purchase and expires one year later. Expired resource packs cannot be used for deductions.

Only accounts that are billed daily can purchase resource packs. If you switch to monthly billing, your existing resource packs will be frozen and can no longer be used.

The resources you use each day will be deducted from your resource packs first. **The remaining resource usage** will be billed at [pay-as-you-go rates](#). To avoid service suspension caused by overdue payments, please pay attention to the remaining minutes in your resource packs and buy new packs or top up your account in a timely manner.

You can buy multiple resource packs. The one that expires first will be used first.

Each resource pack has its own validity period. If you buy multiple packs, their validity periods will not be added up.

Each MPS resource pack can only deduct a specific type of MPS resources.

Resource packs are refundable within five days of purchase (provided that certain conditions are met). For details, see [Refunds](#).

Your usage each day is billed the following day. A resource pack cannot be used to deduct the resources billed on the same day the resource pack is purchased (usage for the previous day).

To view your resource packs and their usage, log in to the MPS console as admin and go to [Resource Pack Management](#).

Resource Pack Types

Type	Description

General transcoding	Each general transcoding resource pack contains a certain number of minutes and can be used to deduct general transcoding and adaptive bitrate streaming durations , regardless of the region.
Top Speed Codec transcoding	Each TSC transcoding resource pack contains a certain number of minutes and can be used to deduct TSC transcoding durations , regardless of the region.

You can view your media processing usages in the [MPS console](#). To buy a resource pack, go to the [MPS purchase page](#).

General Transcoding Resource Pack

A general transcoding resource pack can deduct your usage of the **general transcoding and adaptive bitrate streaming** features of MPS. If you have bought multiple packs, the one that expires first will be used first. The system will calculate your total usage of general transcoding and adaptive bitrate streaming each day and will deduct some or all of it (depending on the remaining minutes of your resource packs) from the applicable resource packs. The usage not deducted by resource packs will be billed at [pay-as-you-go rates](#).

Deduction rules: The same deduction ratios apply to transcoding usage inside and outside the Chinese mainland.

Pricing

Resource Pack	Price (USD)
General transcoding - 5 hours	0.8
General transcoding - 100 hours	16
General transcoding - 1,000 hours	151
General transcoding - 10,000 hours	1,058
General transcoding - 50,000 hours	4,056
General transcoding - 100,000 hours	7,760

Deduction ratios

A general transcoding pack can be used to deduct durations for different general transcoding types, but at different ratios.

--	--	--

Codec	Resolution	Deduction Ratio
Audio transcoding	-	1 : 0.25
Remuxing	-	1 : 0.5
H.264	SD (short side ≤ 480 px)	1 : 1
H.264	HD (short side ≤ 720 px)	1 : 2
H.264	FHD (short side ≤ 1080 px)	1 : 4
H.264	2K (short side ≤ 1440 px)	1 : 8
H.264	4K (short side ≤ 2160 px)	1 : 16
H.265	SD (short side ≤ 480 px)	1 : 5
H.265	HD (short side ≤ 720 px)	1 : 10
H.265	FHD (short side ≤ 1080 px)	1 : 20
H.265	2K (short side ≤ 1440 px)	1 : 40
H.265	4K (short side ≤ 2160 px)	1 : 80
AV1	SD (short side ≤ 480 px)	1 : 10
AV1	HD (short side ≤ 720 px)	1 : 20
AV1	FHD (short side ≤ 1080 px)	1 : 40
AV1	2K (short side ≤ 1440 px)	1 : 80
AV1	4K (short side ≤ 2160 px)	1 : 160

Examples

Suppose the general transcoding feature was used to transcode a video of one minute. The H.264 codec was used and the output resolution was 640 x 480 px. One minute would be deducted from a general transcoding resource pack.

Suppose a the general transcoding feature was used to transcode a video of one minute. The H.264 codec was used and the output resolution was 1280 x 720 px. Two minutes would be deducted from a general transcoding resource pack.

For adaptive bitrate streaming, the deduction for each output stream is calculated separately according to the codec and output resolution, and then the deductions are added up.

The higher the output video resolution, the faster your resource pack will be used up.

TSC Transcoding Resource Pack

A TSC transcoding resource pack can deduct your usage of the **TSC transcoding** feature of MPS. If you have bought multiple packs, the one that expires first will be used first. The system will calculate your total usage of TSC transcoding each day and will deduct some or all of it (depending on the remaining minutes of your resource packs) from the applicable resource packs. The usage not deducted by resource packs will be billed at [pay-as-you-go rates](#).

Deduction rules: The same deduction ratios apply to transcoding usage inside and outside the Chinese mainland.

Pricing

Resource Pack	Price (USD)
TSC transcoding - 50 hours	26
TSC transcoding - 100 hours	53
TSC transcoding - 1,000 hours	312
TSC transcoding - 10,000 hours	2,645
TSC transcoding - 100,000 hours	17,637

Deduction ratios

A TSC transcoding pack can be used to deduct durations for different TSC transcoding types, but at different ratios.

Codec	Resolution	Deduction Ratio
H.264	SD (short side ≤ 480 px)	1 : 1
H.264	HD (short side ≤ 720 px)	1 : 2
H.264	FHD (short side ≤ 1080 px)	1 : 4
H.264	2K (short side ≤ 1440 px)	1 : 8
H.264	4K (short side ≤ 2160 px)	1 : 16
H.265	SD (short side ≤ 480 px)	1 : 5
H.265	HD (short side ≤ 720 px)	1 : 10
H.265	FHD (short side ≤ 1080 px)	1 : 20

H.265	2K (short side ≤ 1440 px)	1 : 40
H.265	4K (short side ≤ 2160 px)	1 : 80
AV1	SD (short side ≤ 480 px)	1 : 10
AV1	HD (short side ≤ 720 px)	1 : 20
AV1	FHD (short side ≤ 1080 px)	1 : 40
AV1	2K (short side ≤ 1440 px)	1 : 80
AV1	4K (short side ≤ 2160 px)	1 : 160

Examples

Suppose the TSC transcoding feature was used to transcode a video of one minute. The H.264 codec was used and the output resolution was 640 x 480 px. One minute would be deducted from a TSC transcoding resource pack.

Suppose the TSC transcoding feature was used to transcode a video of one minute. The H.264 codec was used and the output resolution was 1280 x 720 px. Two minutes would be deducted from a TSC transcoding resource pack.

The higher the output video resolution, the faster your resource pack will be used up.

Off-Peak General Transcoding Resource Pack

Pricing

Resource Pack	Price (USD)
Off-peak general transcoding -10,000 hours	642
Off-peak general transcoding -100,000 hours	5,792
Off-peak general transcoding -1,000,000 hours	51,471
Off-peak general transcoding -10,000,000 hours	450,370

Deduction ratios

Codec	Resolution	Deduction Ratio

Audio transcoding	-	1 : 0.25
Remuxing	-	1 : 0.5
H.264	SD (short side ≤ 480 px)	1 : 1
H.264	HD (short side ≤ 720 px)	1 : 2
H.264	FHD (short side ≤ 1080 px)	1 : 4
H.264	2K (short side ≤ 1440 px)	1 : 8
H.264	4K (short side ≤ 2160 px)	1 : 16
H.265	SD (short side ≤ 480 px)	1 : 5
H.265	HD (short side ≤ 720 px)	1 : 10
H.265	FHD (short side ≤ 1080 px)	1 : 20
H.265	2K (short side ≤ 1440 px)	1 : 40
H.265	4K (short side ≤ 2160 px)	1 : 80
AV1	SD (short side ≤ 480 px)	1 : 10
AV1	HD (short side ≤ 720 px)	1 : 20
AV1	FHD (short side ≤ 1080 px)	1 : 40
AV1	2K (short side ≤ 1440 px)	1 : 80
AV1	4K (short side ≤ 2160 px)	1 : 160

Examples

Suppose the off-peak general transcoding feature was used to transcode a video of one minute. The H.264 codec was used and the output resolution was 640 x 480 px. One minute would be deducted from an off-peak general transcoding resource pack.

Suppose the off-peak general transcoding feature was used to transcode a video of one minute. The H.264 codec was used and the output resolution was 1280 x 720 px. Two minutes would be deducted from an off-peak general transcoding resource pack.

For adaptive bitrate streaming, the duration of each output stream is deducted separately according to the codec and output resolution.

The higher the output resolution, the faster your resource pack will be used up.

Off-Peak TSC Transcoding Resource Pack

Pricing

Resource Pack	Price (USD)
Off-peak TSC general transcoding -10,000 hours	1,924
Off-peak TSC general transcoding -100,000 hours	17,374
Off-peak TSC general transcoding -1,000,000 hours	154,411
Off-peak TSC general transcoding -10,000,000 hours	1,351,109

Deduction ratios

Codec	Resolution	Deduction Ratio
Audio transcoding	-	1 : 0.5
H.264	SD (short side ≤ 480 px)	1 : 1
H.264	HD (short side ≤ 720 px)	1 : 2
H.264	FHD (short side ≤ 1080 px)	1 : 4
H.264	2K (short side ≤ 1440 px)	1 : 8
H.264	4K (short side ≤ 2160 px)	1 : 16
H.265	SD (short side ≤ 480 px)	1 : 5
H.265	HD (short side ≤ 720 px)	1 : 10
H.265	FHD (short side ≤ 1080 px)	1 : 20
H.265	2K (short side ≤ 1440 px)	1 : 40
H.265	4K (short side ≤ 2160 px)	1 : 80
AV1	SD (short side ≤ 480 px)	1 : 10
AV1	HD (short side ≤ 720 px)	1 : 20

AV1	FHD (short side \leq 1080 px)	1 : 40
AV1	2K (short side \leq 1440 px)	1 : 80
AV1	4K (short side \leq 2160 px)	1 : 160

Examples

Suppose the off-peak TSC transcoding feature was used to transcode a video of one minute. The H.264 codec was used and the output resolution was 640 x 480 px. One minute would be deducted from a TSC transcoding resource pack.

Suppose the off-peak TSC transcoding feature was used to transcode a video of one minute. The H.264 codec was used and the output resolution was 1280 x 720 px. Two minutes would be deducted from a TSC transcoding resource pack.

For adaptive bitrate streaming, the duration of each output stream is deducted separately according to the codec and output resolution.

The higher the output resolution, the faster your resource pack will be used up.

Pay-As-You-Go

Last updated : 2024-08-15 11:47:38

Your MPS bills contain only the fees incurred for using media processing services such as transcoding and remuxing.

Fees for COS are not included.

MPS supports daily and monthly billing for the pay-as-you-go mode. The default billing cycle is daily. If you want to switch to monthly billing, please contact our business team.

Daily Billing

Each day, MPS calculates your usage in the previous day, sends you the bill, and deducts the fee from your account balance. You can view your usage details in the [console](#). The daily billing cycle is used by default. If you want to change to monthly billing, please contact our business team.

Billing cycle: Daily. The fees incurred each day are billed and deducted from your account balance between 12:00 and 18:00 the following day.

Billing mode: Pay-as-you-go.

Audio/Video Transcoding

General Transcoding

Pricing: Fees are calculated by video duration (minutes) after transcoding by the corresponding unit price (USD/min).

Codec	Resolution	Chinese Mainland	Mumbai, Seoul, Bangkok, Moscow	Hong Kong (China), Tokyo, Toronto, Frankfurt	Silicon Valley, Virginia	Singapore
H.264	4K (short side ≤ 2160 px)	0.0421	0.0480	0.0441	0.0441	0.0480
H.264	2K (short side ≤ 1440 px)	0.0206	0.0355	0.0316	0.0316	0.0355
H.264	FHD (short side ≤ 1080 px)	0.0095	0.0230	0.0215	0.0215	0.0230
H.264	HD (short side ≤ 720 px)	0.0049	0.0105	0.0109	0.0109	0.0105
H.264	SD (short side ≤ 480 px)	0.0024	0.0074	0.0079	0.0079	0.0074

	480 px)					
H.265	4K (short side ≤ 2160 px)	0.2121	0.2480	0.2128	0.2128	0.2480
H.265	2K (short side ≤ 1440 px)	0.1136	0.1855	0.1564	0.1564	0.1855
H.265	FHD (short side ≤ 1080 px)	0.0472	0.1230	0.0494	0.0494	0.1230
H.265	HD (short side ≤ 720 px)	0.0246	0.0605	0.0248	0.0248	0.0605
H.265	SD (short side ≤ 480 px)	0.0145	0.0449	0.0127	0.0127	0.0449
AV1	4K (short side ≤ 2160 px)	0.4729				
AV1	2K (short side ≤ 1440 px)	0.2364				
AV1	FHD (short side ≤ 1080 px)	0.1098				
AV1	HD (short side ≤ 720 px)	0.0550				
AV1	SD (short side ≤ 480 px)	0.0282				
Audio transcoding	-	0.0008	0.0019	0.0017	0.0017	0.0019
Remuxing	-	0.0011	0.0028	0.0026	0.0026	0.0028

TSC Transcoding

Pricing: Fees are calculated by video duration (minutes) after transcoding by the corresponding unit price (USD/min).

Codec	Resolution	Chinese Mainland	Mumbai, Seoul, Bangkok, Moscow	Hong Kong (China), Tokyo, Toronto, Frankfurt	Silicon Valley, Virginia	Singapore
H.264	4K (short side ≤	0.1493	0.1533	0.1467	0.1467	0.1533

	2160 px)					
H.264	2K (short side ≤ 1440 px)	0.0747	0.0767	0.0733	0.0733	0.0767
H.264	FHD (short side ≤ 1080 px)	0.0347	0.0356	0.0340	0.0340	0.0356
H.264	HD (short side ≤ 720 px)	0.0176	0.0181	0.0173	0.0173	0.0181
H.264	SD (short side ≤ 480 px)	0.0117	0.0120	0.0115	0.0115	0.0120
H.265	4K (short side ≤ 2160 px)	0.7467	0.7667	0.7333	0.7333	0.7667
H.265	2K (short side ≤ 1440 px)	0.3733	0.3833	0.3667	0.3667	0.3833
H.265	FHD (short side ≤ 1080 px)	0.1739	0.1785	0.1708	0.1708	0.1785
H.265	HD (short side ≤ 720 px)	0.0869	0.0893	0.0854	0.0854	0.0893
H.265	SD (short side ≤ 480 px)	0.0581	0.0597	0.0571	0.0571	0.0597
AV1	4K (short side ≤ 2160 px)	1.4815				
AV1	2K (short side ≤ 1440 px)	0.7407				
AV1	FHD (short side ≤ 1080 px)	0.3450				
AV1	HD (short side ≤ 720 px)	0.1725				
AV1	SD (short side ≤ 480 px)	0.1153				

Off-peak Transcoding

Off-peak General Transcoding

Pricing: Fees are calculated by video duration (minutes) after transcoding by the corresponding unit price (USD/min).

Codec	Resolution	Price (USD/min)
H.264	4K (short side ≤ 2160 px)	0.019
H.264	2K (short side ≤ 1440 px)	0.009
H.264	FHD (short side ≤ 1080 px)	0.004
H.264	HD (short side ≤ 720 px)	0.002
H.264	SD (short side ≤ 480 px)	0.001
H.265	8K (short side ≤ 4320 px)	0.3284
H.265	4K (short side ≤ 2160 px)	0.09
H.265	2K (short side ≤ 1440 px)	0.045
H.265	FHD (short side ≤ 1080 px)	0.021
H.265	HD (short side ≤ 720 px)	0.01
H.265	SD (short side ≤ 480 px)	0.005
AV1	8K (short side ≤ 4320 px)	0.6568
AV1	4K (short side ≤ 2160 px)	0.18
AV1	2K (short side ≤ 1440 px)	0.09
AV1	FHD (short side ≤ 1080 px)	0.042
AV1	HD (short side ≤ 720 px)	0.021
AV1	SD (short side ≤ 480 px)	0.011

Off-peak TSC Transcoding

Pricing: Fees are calculated by video duration (minutes) after transcoding by the corresponding unit price (USD/min).

Codec	Resolution	Price (USD/min)
H.264	4K (short side ≤ 2160 px)	0.0561
H.264	2K (short side ≤ 1440 px)	0.0275
H.264	FHD (short side ≤ 1080 px)	0.0127

H.264	HD (short side ≤ 720 px)	0.0063
H.264	SD (short side ≤ 480 px)	0.0032
H.265	8K (short side ≤ 4320 px)	0.6568
H.265	4K (short side ≤ 2160 px)	0.2693
H.265	2K (short side ≤ 1440 px)	0.1349
H.265	FHD (short side ≤ 1080 px)	0.0624
H.265	HD (short side ≤ 720 px)	0.0312
H.265	SD (short side ≤ 480 px)	0.0159
AV1	8K (short side ≤ 4320 px)	1.3136
AV1	4K (short side ≤ 2160 px)	0.5392
AV1	2K (short side ≤ 1440 px)	0.2693
AV1	FHD (short side ≤ 1080 px)	0.1254
AV1	HD (short side ≤ 720 px)	0.063
AV1	SD (short side ≤ 480 px)	0.0323
Audio transcoding	-	0.0019

Hybrid Cloud Transcoding

Hybrid Cloud General Transcoding

Codec	Resolution	Price (USD/min)
H.264	4K (short side ≤ 2160 px)	0.03
H.264	2K (short side ≤ 1440 px)	0.0192
H.264	FHD (short side ≤ 1080 px)	0.015
H.264	HD (short side ≤ 720 px)	0.0128
H.264	SD (short side ≤ 480 px)	0.0085
H.265	4K (short side ≤ 2160 px)	0.096
H.265	2K (short side ≤ 1440 px)	0.0667

H.265	FHD (short side ≤ 1080 px)	0.048
H.265	HD (short side ≤ 720 px)	0.0286
H.265	SD (short side ≤ 480 px)	0.014
AV1	4K (short side ≤ 2160 px)	0.6457
AV1	2K (short side ≤ 1440 px)	0.3191
AV1	FHD (short side ≤ 1080 px)	0.1614
AV1	HD (short side ≤ 720 px)	0.0797
AV1	SD (short side ≤ 480 px)	0.0386
Audio transcoding	-	0.002
Remuxing	-	0.0031

Hybrid Cloud TSC Transcoding

Codec	Resolution	Price (USD/min)
H.264	4K (short side ≤ 2160 px)	0.09
H.264	2K (short side ≤ 1440 px)	0.0577
H.264	FHD (short side ≤ 1080 px)	0.045
H.264	HD (short side ≤ 720 px)	0.0383
H.264	SD (short side ≤ 480 px)	0.0256
H.265	4K (short side ≤ 2160 px)	0.288
H.265	2K (short side ≤ 1440 px)	0.2002
H.265	FHD (short side ≤ 1080 px)	0.144
H.265	HD (short side ≤ 720 px)	0.0857
H.265	SD (short side ≤ 480 px)	0.0419
AV1	4K (short side ≤ 2160 px)	1.9372
AV1	2K (short side ≤ 1440 px)	0.9573
AV1	FHD (short side ≤ 1080 px)	0.4843

AV1	HD (short side ≤ 720 px)	0.2392
AV1	SD (short side ≤ 480 px)	0.1158

Billing details

Billing rule: Transcoding services are billed daily based on the codec used and the output resolution and video duration.

Billing formula: Video transcoding fees = Output video duration (minutes) x Unit price (USD/minute)

Each transcoding task is billed only once. If the duration is less than one minute, it will be counted as one minute.

Billing examples

Suppose you used the transcoding service in the Mumbai region on January 1 and generated two videos. One was 60 minutes long and had a resolution of 2560 x 1440 px. The other was 100 minutes long and had a resolution of 1600 x 980. The codec used was H.264. On January 2, the transcoding fee deducted would be as follows: 0.0355 (USD/minute) x 60 (minutes) + 0.023 (USD/minute) x 100 (minutes) = 4.43 USD

Audio/Video Enhancement

Video enhancement is billed according to the duration of the output file. The unit price (USD/min) is the same regardless of the codec.

Video Enhancement

Output Resolution	Price (USD/min)
4K (short side ≤ 2160 px)	4.6
2K (short side ≤ 1440 px)	2.3
FHD (short side ≤ 1080 px)	1.15
HD (short side ≤ 720 px)	0.57
SD (short side ≤ 480 px)	0.29

Billing rule: Audio/Video enhancement is billed daily according to the output resolution and duration.

Billing formula: Audio/Video enhancement fees = Output file duration (minutes) x Unit price of different resolutions (USD/minute)

Each audio/video enhancement task is billed only once. If the duration is less than one minute, it will be counted as one minute.

Audio Enhancement

Billable Item	Price (USD/min)
Audio noise reduction	0.0176
Audio separation	0.0176
Audio equalization	0.0176
Audio improvement	0.0176

Billing details

Billing rule: Audio enhancement is billed daily according to the output duration.

Billing formula: Audio enhancement fees = Output file duration (minutes) x Unit price of different billing items (USD/minute)

Each audio enhancement task is billed only once. If the duration is less than one minute, it will be counted as one minute.

Audio and Video Enhancement (By sub-capabilities)

Billing is based on the duration after audio and video enhancement, with different rates for different resolutions and frame rates. **The billing unit is USD/minute.**

The specific billing details are as follows:

Billing Item Name	Resolution	Frame Rate		
		≤ 30 fps	≤ 60 fps	≤ 120 fps
SDR 2 HDR	-	0.0705		
Frame Interpolation	Resolution ≤ 720P	0.1058	0.2116	0.4233
	720 < Resolution ≤ 1080P	0.2381	0.4762	0.9524
	1080P < Resolution ≤ 2K	0.4233	0.8466	1.6931
	2K < Resolution ≤ 4K	0.9524	1.9048	3.8095
	4K < Resolution ≤ 8K	3.8095	7.6190	15.2381
Super Resolution	Resolution ≤ 720P	0.0529	0.0882	0.1940
	720 < Resolution ≤ 1080P	0.1058	0.2116	0.4233

	1080P < Resolution ≤ 2K	0.1940	0.3704	0.7584
	2K < Resolution ≤ 4K	0.4233	0.8466	1.6931
	4K < Resolution ≤ 8K	1.6931	3.3862	6.7725
Overall Enhancement	Resolution ≤ 720P	0.1411	0.2822	0.5644
	720 < Resolution ≤ 1080P	0.3175	0.6349	1.2698
	1080P < Resolution ≤ 2K	0.5644	1.1287	2.2575
	2K < Resolution ≤ 4K	1.2698	2.5397	5.0794
	4K < Resolution ≤ 8K	5.0794	10.1587	20.3175
Noise Reduction	Resolution ≤ 720P	0.0353	0.0705	0.1587
	720 < Resolution ≤ 1080P	0.0882	0.1764	0.3527
	1080P < Resolution ≤ 2K	0.1587	0.3175	0.6349
	2K < Resolution ≤ 4K	0.3527	0.7055	1.4109
	4K < Resolution ≤ 8K	1.4109	2.8219	5.6437
Color Enhancement	Resolution ≤ 720P	0.0176	0.0353	0.0705
	720 < Resolution ≤ 1080P	0.0353	0.0705	0.1411
	1080P < Resolution ≤ 2K	0.0705	0.1235	0.2469
	2K < Resolution ≤ 4K	0.1411	0.2822	0.5644
	4K < Resolution ≤ 8K	0.5644	1.1287	2.2575
Scratches Remove	Resolution ≤ 720P	0.1764	0.3527	0.7231
	720 < Resolution ≤ 1080P	0.4056	0.8113	1.6226
	1080P < Resolution	0.7231	1.4462	2.8924

	≤ 2K			
	2K < Resolution ≤ 4K	1.6226	3.2451	6.4903
	4K < Resolution ≤ 8K	6.4903	12.9806	25.9612
Banding Removal	Resolution ≤ 720P	0.0176	0.0353	0.0705
	720 < Resolution ≤ 1080P	0.0353	0.0705	0.1411
	1080P < Resolution ≤ 2K	0.0705	0.1235	0.2469
	2K < Resolution ≤ 4K	0.1411	0.2822	0.5644
	4K < Resolution ≤ 8K	0.5644	1.1287	2.2575
Detail Enhancement	Resolution ≤ 720P	0.0071	0.0159	0.0317
	720 < Resolution ≤ 1080P	0.0176	0.0353	0.0705
	1080P < Resolution ≤ 2K	0.0317	0.0635	0.1252
	2K < Resolution ≤ 4K	0.0705	0.1411	0.2822
	4K < Resolution ≤ 8K	0.2822	0.5644	1.1287
Low-Light Enhancement	Resolution ≤ 720P	0.0176	0.0353	0.0705
	720 < Resolution ≤ 1080P	0.0353	0.0705	0.1411
	1080P < Resolution ≤ 2K	0.0705	0.1235	0.2469
	2K < Resolution ≤ 4K	0.1411	0.2822	0.5644
	4K < Resolution ≤ 8K	0.5644	1.1287	2.2575
Face Enhancement	Resolution ≤ 720P	0.1235	0.2293	0.4762
	720 < Resolution ≤ 1080P	0.2646	0.5291	1.0582
	1080P < Resolution ≤ 2K	0.4762	0.9347	1.8871

	2K < Resolution ≤ 4K	1.0582	2.1164	4.2328
	4K < Resolution ≤ 8K	4.2328	8.4656	16.9312
Font Enhancement	Resolution ≤ 720P	0.0705	0.1235	0.2469
	720 < Resolution ≤ 1080P	0.1411	0.2646	0.5291
	1080P < Resolution ≤ 2K	0.2469	0.4762	0.9524
	2K < Resolution ≤ 4K	0.5291	1.0582	2.1164
	4K < Resolution ≤ 8K	2.1164	4.2328	8.4656

Billing details

Billing rule: Charges are based on the resolution and duration of the video after enhancement, with a daily billing cycle.

Billing formula: Video Enhancement Processing Fee = Output file duration (minutes) × Unit Price of different resolutions (USD/minute).

For each video enhancement task executed, only one fee is charged. Within a billing cycle, if the duration is less than one minute, it will be calculated as one minute.

Intelligent Identification

The intelligent identification feature supports recognizing video content with AI technologies, including text recognition, speech recognition, opening and closing credits recognition, and intelligent frame-by-frame tagging. The billing unit is USD/minute.

Billing rules:

Payment mode: Pay-as-you-go.

If the original duration is less than one minute, it will be calculated as one minute. For pricing in different regions, see the table below:

Billable Item	Chinese Mainland	Mumbai, Seoul, Bangkok, Moscow	Hong Kong (China), Tokyo, Toronto, Frankfurt	Silicon Valley, Virginia	Singapore
Intelligent identification	0.0511	0.0562	0.0572	0.0572	0.0562
Speech recognition	0.0053	0.0053	0.0053	0.0053	0.0529
Speech	0.0529	0.0529	0.0529	0.0529	0.0529

translation					
Highlight recognition	0.0265	0.0265	0.0265	0.0265	0.0265

Billing formula: Intelligent identification fees = Source video duration (minutes) x Unit price of intelligent identification (USD/minute)

Intelligent Identification Billing Items (by Sub-Capabilities)

The intelligent identification feature supports recognizing video content with AI technologies, including face recognition, text recognition, speech recognition, speech translation, and object recognition. **The billing unit is USD/minute.**

The specific billing details are as follows:

Billing Item	Price (USD/minute)
Face recognition	0.0088
Text recognition	0.0176
Speech recognition	0.0053
Speech translation	0.0529
Object recognition	0.0176

Billing details

Billing formula: : Intelligent identification fees = Source video duration (minutes) x Unit price of intelligent identification (USD/minute)

For each intelligent identification task executed, only one fee is charged. Within a billing cycle, if the duration is less than one minute, it will be calculated as one minute.

Intelligent Analysis

The intelligent analysis feature supports analyzing and processing video content with AI technologies and mass samples, including intelligent tagging, intelligent classification, intelligent thumbnail, intelligent highlights, intelligent video summary, and segmentation recognition. The billing unit is USD/minute.

Billing rules:

Payment method: Pay-as-you-go.

If the original duration is less than one minute, it will be calculated as one minute. For pricing in different regions, see the table below.

--	--	--	--	--	--

Billable Item	Chinese Mainland	Mumbai, Seoul, Bangkok, Moscow	Hong Kong (China), Tokyo, Toronto, Frankfurt	Silicon Valley, Virginia	Singapore
Intelligent analysis	0.0511	0.0562	0.0572	0.0572	0.0562

Billing formula: Intelligent analysis fees = Source video duration (minutes) x Unit price of intelligent analysis (USD/minute)

Intelligent Analysis Billing Items (by sub-capabilities)

The intelligent analysis feature supports analyzing and processing video content with video AI technologies and mass samples, including video tagging, video classification, intelligent thumbnail, frame-by-frame tagging, video segmentation, highlights, and opening and closing credits analysis. **The billing unit is USD/minute.**

Billing Item	Price (USD/minute)
Video tagging	0.0071
Video classification	0.0071
Smart cover	0.0071
Frame-by-frame tagging	0.0265
Video segmentation	0.0071
Highlights	0.0176
Opening and closing credits analysis	0.0026

Billing Explanation

Billing formula: Intelligent analysis fees = Source video duration (minutes) × Unit price of intelligent analysis (USD/minute)

For each intelligent analysis task executed, only one fee is charged. Within a billing cycle, if the duration is less than one minute, it will be calculated as one minute.

Intelligent Auditing

The audio/video intelligent auditing feature supports smart moderation of images, voice, and text in the video content, to filter any inappropriate content and output the result as required by the customer. Billing is based on the services used by the user and the duration of intelligent auditing. The billing unit is USD/minute.

Billing rules:

Payment mode: Pay-as-you-go.

If the duration is less than one minute, it will be calculated as one minute.

Below are the pricing details:

Billable Item	Billed By	Price
Intelligent auditing	Source file duration	0.016

Billing formula: Intelligent auditing fees = Source video duration (minutes) x Unit price of intelligent auditing (USD/minute)

Media Quality Inspection

The media quality inspection feature supports inspecting the audio and video quality. Billing is based on the service used by the user and the duration of video quality inspection. **The billing unit is USD/minute.**

The billing details are as follows:

Billable Item	Billed By	Price (USD/min)
Media quality inspection	The duration of the file checked	0.0265

Billing details

Billing formula : Media quality inspection fees = Source video duration (minutes) x Unit price of media quality inspection (USD/minute)

If the duration is less than one minute, it will be calculated as one minute.

Screenshot

MPS can take screenshots from a video and save them in COS. The Screenshot feature is billed according to the number of screenshots taken.

Below are the pricing details:

Item	Billed By	Price (USD/1,000 screenshots)
Screenshot	Number of screenshots	0.0176

Billing details

Billing formula: Screenshot fees = The number (thousand) of screenshots taken x Unit price (USD/1,000 screenshots)

The number of screenshots is calculated each day and is rounded up to the nearest thousand.

Animated screenshot generation

MPS can take animated screenshots from a video. Using this feature will incur animated screenshot generation fees.

The billing unit is USD/minute. Below are the pricing details:

Output Resolution	Price (USD/min)
4K (short side ≤ 2160 px)	0.0421
2K (short side ≤ 1440 px)	0.0206
FHD (short side ≤ 1080 px)	0.0095
HD (short side ≤ 720 px)	0.0049
SD (short side ≤ 480 px)	0.0024

Billing details

Billing formula: Animated screenshot generation fees = Screenshot duration (minutes) x Unit price (USD/minute)

Each screenshot generation task is billed only once. If the duration is less than one minute, it will be calculated as one minute.

Watermark Removal

Watermark removal fees are billed according to the duration of the video from which watermarks are removed. The billing unit is USD/minute. Below are the pricing details:

Output Resolution	Price (USD/min)
8K (short side ≤ 4320 px)	0.41
4K (short side ≤ 2160 px)	0.21
2K (short side ≤ 1440 px)	0.1
FHD (short side ≤ 1080 px)	0.05
HD (short side ≤ 720 px)	0.03
SD (short side ≤ 480 px)	0.02

Billing details

Billing item: Watermark removal is billed based on the resolution and duration of the output video.

Billing rule: Watermark removal fees are billed based on the duration and resolution (short side) of the video generated. The video specifications depend on the resolution range of the shorter side of the video.

Billing examples:

Assume that you used the watermark removal service of MPS on January 1. Two videos were generated, each 100 minutes long, and their resolutions were 2560 x 1440 and 1280 x 640 respectively. On January 2, the fee billed for January 1 would be as follows:

For the 2560 x 1440 video, the unit price for 2K (short side ≤ 1440 px) applies, which is 0.1 USD/min.

For the 1280 x 640 video, the unit price for HD (480 px ≤ short side ≤ 720 px) applies, which is 0.03 USD/min.

Watermark removal fee on January 1 = 0.1 (USD/min) x 100 (min) + 0.03 (USD/min) x 100 (min) = 13 USD

Copyright Protection

Video Watermark

Billable Item	Price (USD)
4K digital watermark (4096 x 2160 or below)	0.0882
2K digital watermark (2560 x 1440 or below)	0.0811
1080p digital watermark (1920 x 1080 or below)	0.0758
720p digital watermark (1280 x 720 or below)	0.0705
480p digital watermark (640 x 480 or below)	0.067
Watermark extraction	0.1499

LVB Recording

By using the media processing live stream recording function, you only need to provide the video stream address, and the recording result can be stored in the object storage COS. Using the recording function will incur charges, **and the billing unit is USD/minute**. The specific billing details are as follows:

Item	Billed By	Price (USD/minute)
LVB recording	Stream record duration	0.0032

Billing details

Billing formula: Stream record fees = Stream record duration (minutes) x Unit price (USD/minute)

Duration is rounded up to the nearest minute.

Video Evaluation

The video evaluation feature currently supports video quality evaluation and BD-rate evaluation. Users can create evaluation tasks on the console video evaluation page to compare the quality of video transcoding and the effect of

transcoding templates, and support visualized data result display. Below are the pricing details:

Billable Item	Billing Mode	Price (USD/1,000 frames)
Transcoding Assessment	Charged by the number of evaluated frames	0.105

Billing details

Billing Formula: Evaluation Cost = Total evaluation frames (frames)/1000 × Unit price of evaluation (USD/1,000 frames)

Source video frames are not included in the total evaluation frames.

For multiple contrast videos, or various evaluation methods, the evaluation frame count will be recalculated.

Monthly Billing

On the first day of each month, MPS calculates your usage in the previous month, sends you a bill, and deducts the fee from your balance account. You can view your usage details in the [console](#).

Billing cycle: Monthly. The fees incurred each month are billed and deducted from your account balance on the first day of the following month.

Payment method: Pay-as-you-go.

For monthly billing, the unit prices specified in your contract with Tencent Cloud will apply. For more information, please contact our business team.

Purchase Instructions

Last updated : 2022-08-09 16:35:46

Signing Up

Before using MPS, you need to [sign up for a Tencent Cloud account](#).

Authorizing

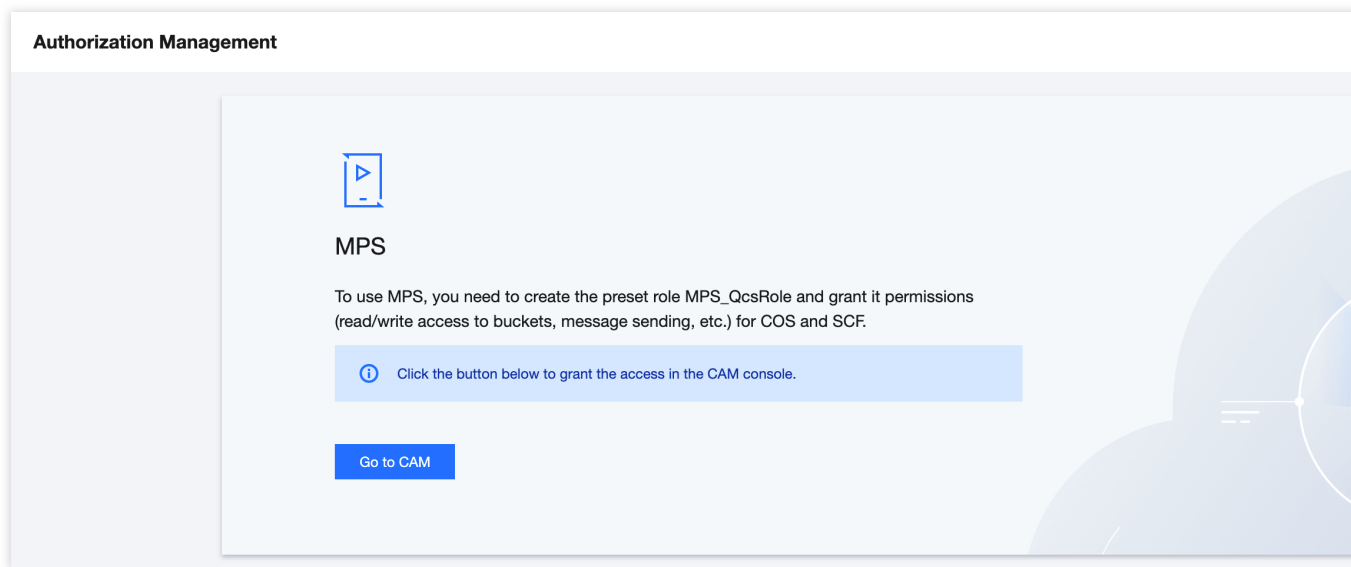
Step 1. Log in

Log in to the [MPS console](#).

Step 2. Grant access to COS

MPS needs read and write access to COS in order to download videos from COS buckets and upload files to COS buckets after transcoding. Therefore, you need to create a service role to grant MPS access to COS.

In the [MPS console](#), click **Go to CAM** to grant the access.



Note:

You cannot perform further operations in the MPS console before granting the permissions.

Using MPS

After authorization, you can start using media processing services in the [MPS console](#).

Billing

Currently, MPS supports two billing modes: [pay-as-you-go](#) and [prepaid resource packs](#).

Daily pay-as-you-go: Each day, the system calculates your usage in the previous day, sends you a bill, and deducts the fee from your account balance. In this mode, you need to [top up](#) your account accordingly.

Monthly pay-as-you-go: On the first day of each month, the system calculates your usage in the previous month, generates a bill, and deducts the fee from your account balance. In this mode, you need to [top up](#) your account accordingly.

Prepaid resource packs: With resource packs, MPS resources are sold in packages. You [buy resource packs](#) before using MPS, and your usage each day will be deducted from resource packs first. After your resource packages are used up, the remaining usage (if any) is billed at daily pay-as-you-go rates. For details, see [Resource Packs](#).

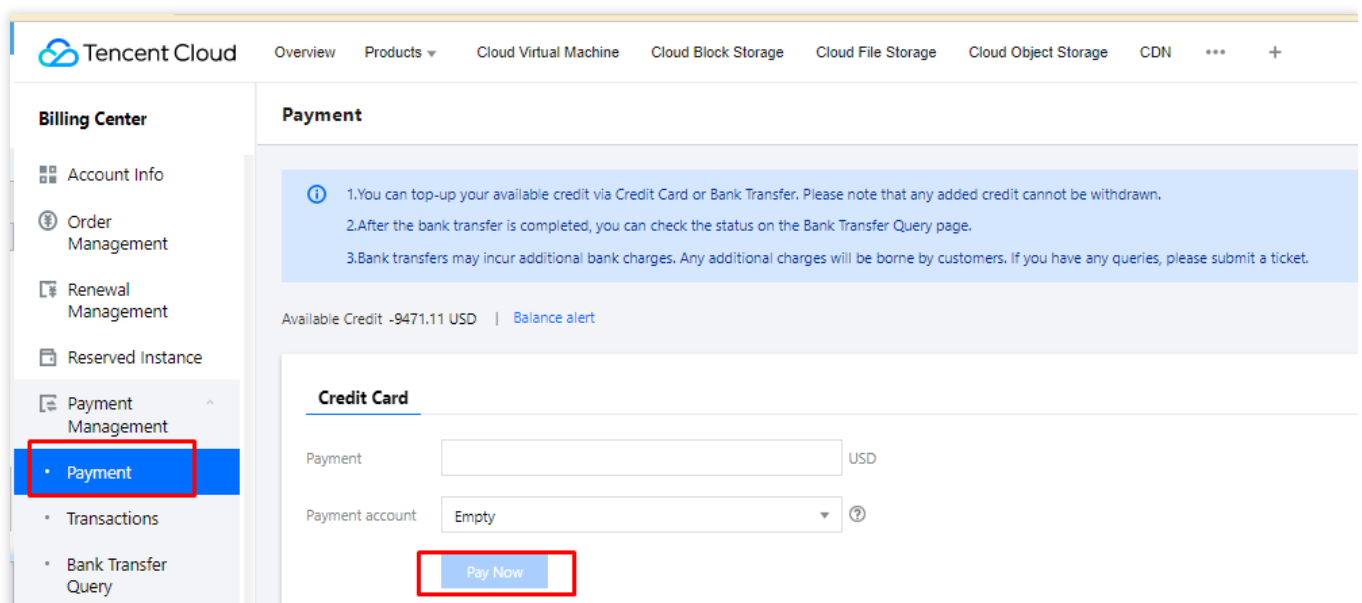
Top Up and Purchase

Last updated : 2022-08-09 16:35:47

Daily Pay-As-You-Go

If you use the [daily pay-as-you-go billing mode](#), fees are charged based on your actual usage of MPS features. Please pay attention to your account balance and top up in a timely manner.

1. Log in to the Tencent Cloud console and click [Billing Center](#) in the top-right corner. Select **Payment Management** > **Payment** on the left sidebar.



2. Enter the top-up amount, and click **Pay Now**.

Monthly Pay-As-You-Go

For [monthly pay-as-you-go](#), the unit prices specified in your contract with Tencent Cloud will apply. For more information, please contact your sales rep.

Prepaid Resource Packs

You can buy resource packs in the console.

1. Log in to the [MPS console](#). On the overview page, click **Buy resource pack** to go to the [purchase page](#).
2. Select the resource packs you want to buy.

Note:

You can buy multiple resource packs. The one that expires first will be used first.

Each resource pack has its own validity period. If you buy multiple packs, their validity periods will not be added up.

Each MPS resource pack can only deduct a specific type of MPS resources.

After all your resource packs are used up, you will be automatically switched to the [pay-as-you-go](#) mode.

Overdue Payments

Last updated : 2023-07-21 15:37:19

Note:

If you are a customer of a Tencent Cloud partner, the rules regarding resources when there are overdue payments are subject to the agreement between you and the partner.

Daily Pay-As-You-Go

If you use the daily pay-as-you-go mode, fees will be deducted from your account balance. If your account has insufficient balance, MPS will finish all ongoing transcoding tasks first and then suspend services for your account. Services will resume only after you make the payment and your available credit becomes positive. The default billing cycle is daily. If you want to change to monthly billing, please contact your sales rep.

Monthly Pay-As-You-Go

For [monthly pay-as-you-go](#), the unit prices specified in your contract with Tencent Cloud will apply. For more information, please contact your sales rep.

Prepaid Resource Packs

MPS resource packs are valid for one year. MPS will send you alerts before a resource pack expires or is exhausted. You cannot use resource packs or the MPS console if your account has overdue payments.

Expiration alerts

Seven days, three days, and one day before a resource pack expires, MPS will send alerts via SMS to the account creator and all its collaborators.

Exhaustion alerts

When 90% of a resource pack is used, MPS will send alerts via SMS to the account creator and all its collaborators.

Note:

If there are no available resource packs in your account, fees will be deducted from your account balance in the daily pay-as-you-go mode. To avoid service suspension caused by overdue payments, please pay attention to the remaining minutes in your resource packs and buy new packs or top up your account in a timely manner.

Service Suspension

MPS will suspend services for accounts that have overdue payments.

The fees incurred each day are billed and deducted from your account balance between 12:00 and 18:00 the following day.

If deduction fails due to insufficient balance, you will receive a payment overdue notification via SMS on the same day.

If you fail to make the payment within 24 hours, MPS will suspend services for your accounts.

You will be unable to use the console after service suspension. However, MPS will not delete or modify your transcoding files and configurations.

Refund

Last updated : 2022-08-09 16:35:47

Refunding Resource Packs

Five-day unconditional refund

You can refund an unused resource pack within five days of purchase.

Refund policies

Unused resource packs are refundable within five days of purchase. A resource pack cannot be refunded once it is used.

We may reject a refund request if we suspect refund abuse.

If a resource pack meets the refund conditions, you will receive a full refund, regardless of whether you used cash credits, commission credits, or free credits for the purchase.

Note:

Discounts and vouchers will not be returned.

The credits will be returned to the account that made the purchase.

Directions

1. Log in to the [MPS console](#) and select [Resource Pack Management](#) on the left sidebar.
2. Find the resource pack you want to return and click **Refund** on the right.

The screenshot displays the 'Resource pack management' page in the Tencent Cloud console. On the left is a dark sidebar with navigation options: Overview, Task Management, Usage Statistics, Workflow (with sub-items: Scheme Management, Buckets, Workflow Management), Template Management (with sub-items: Audio/Video Transcoding Templates, Watermark Templates, Screenshot Templates). The main content area is titled 'Resource pack management' and has two tabs: 'Resource packs' (selected) and 'Usage details'. Below the tabs is a search bar with the placeholder text 'Enter resource pack ID. Separate multiple IDs with ;'. A table lists five resource packs with columns for ID, Status, Type, Total minutes, Remaining minutes, and Start time. The table data is as follows:

Resource pack ID	Status	Type	Total minutes	Remaining minutes	Start time
80002-25000007-40573	Valid	TESHD transcoding pack	3000	3000	2022-07-05
70001-25000007-40542	Frozen	General transcoding pack	300	300	2022-06-23
70001-25000007-40545	Exhausted	General transcoding pack	300	300	2022-06-23
70001-25000007-40557	Exhausted	General transcoding pack	300	0	2022-06-27
80002-25000007-40562	Exhausted	TESHD transcoding pack	3000	0	2022-06-28

Below the table, it indicates 'Total items: 5'.

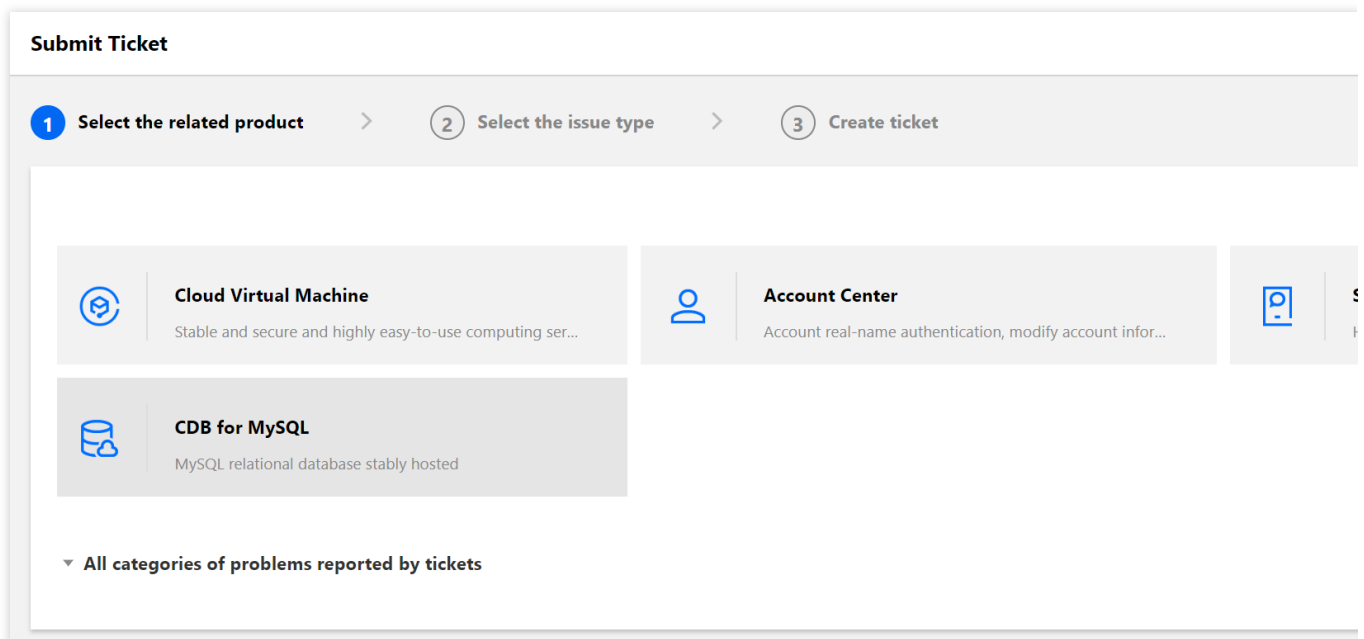
Note:

Before requesting a refund, please make sure the resource pack [meets the refund conditions](#).

Other Refunds

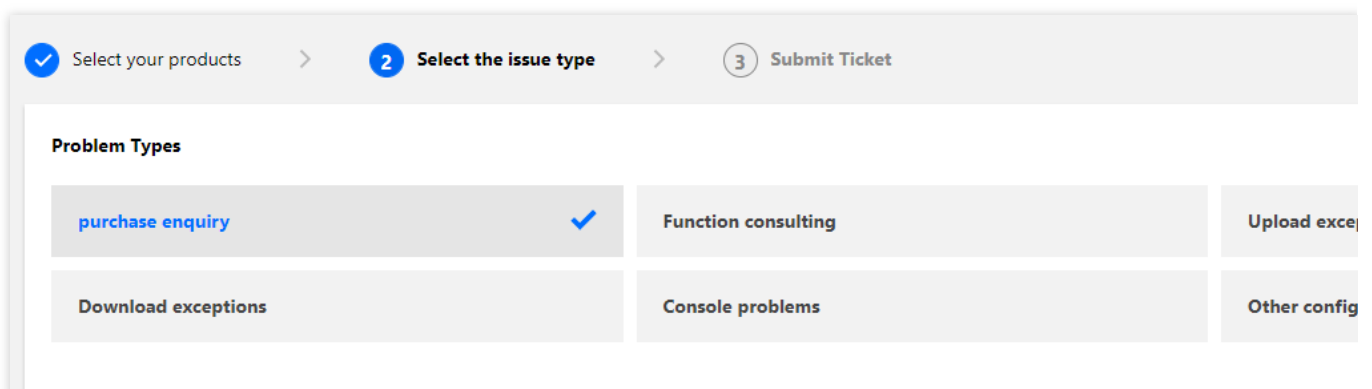
1. Select the product

Log in to the MPS console and click **Ticket** > [Submit a ticket](#) in the top right corner. Type “MPS” in the search box and click **MPS**.



2. Choose the problem type

Click **Purchase Enquiry**.




3. Submit the ticket

Fill out the form and click **Submit Ticket**.

✓ Select the related product > ✓ Select the issue type > **3 Create ticket**

VOD > billing problem

Priority Low
 General
 High
 Urgent

Problem description * 

Supported attachment format: .png, .jpg, .jpeg, .txt, .rar, .doc, .xls, .xlsx, .zip, .7z; up to 50 MB

Add attachments

Confidential Info (Optional) Enter confidential information (instance name, account, password) that requires encryption

Mobile number * Canada+1 Enter phone number

Reminder 9:00 - 18:00 every day Any time Never

Submit Ticket

Note:

We will process your refund request as soon as possible.