

Mobile Live Video Broadcasting

Free Trial License

Product Documentation



Copyright Notice

©2013-2024 Tencent Cloud. All rights reserved.

Copyright in this document is exclusively owned by Tencent Cloud. You must not reproduce, modify, copy or distribute in any way, in whole or in part, the contents of this document without Tencent Cloud's the prior written consent.

Trademark Notice



All trademarks associated with Tencent Cloud and its services are owned by Tencent Cloud Computing (Beijing) Company Limited and its affiliated companies. Trademarks of third parties referred to in this document are owned by their respective proprietors.

Service Statement

This document is intended to provide users with general information about Tencent Cloud's products and services only and does not form part of Tencent Cloud's terms and conditions. Tencent Cloud's products or services are subject to change. Specific products and services and the standards applicable to them are exclusively provided for in Tencent Cloud's applicable terms and conditions.

Free Trial License

Last updated : 2024-07-04 17:24:26

The Mobile Live Video Broadcasting (MLVB) SDK provides a trial version of the license. You can experience related functions such as **Publishing and Video Playback** by applying for a free MLVB SDK trial license. This documentation will provide instructions on how to apply for a free trial license and upgrade operations.

Note:

Each Tencent Cloud account can apply for a free MLVB SDK trial license once, with a validity of 28 days. To continue using the capability after a trial license expires, please purchase an [official license](#).

After purchasing a license, you can bind it in the [CSS console](#), or the [VOD console](#) to adding a new license or extend the validity of an existing license.

Applying for a trial license

You can apply for a trial license (valid for 28 days) for the live streaming capability for free.

Note:

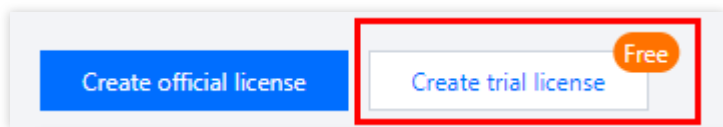
If you apply for a trial license on `2022-10-01 11:34:55`, it will expire 28 days later on `2022-10-28 00:00:00`.

In the console, you can either **create a new trial license select the MLVB** or **activate a new capability for trial for an existing application**.

Create a new trial license select the MLVB

Activate a new capability for trial for an existing application

1. Go to the [CSS](#), or [VOD](#) console, visit the **License Management** page, and click on **Create trial license**.



2. Enter the `App Name`, `Package Name` and `Bundle ID`, select **MLVB** (publishing + video playback), and click **Create**.

Create trial license ✕

Basic information

i App name, Package name, and Bundle ID are required and can be modified later.

App name ✓
Max 128 bytes; supports letters, Chinese characters, numbers, spaces, underscores, hyphens, and periods. E.g.: TRTC

Package name ✓
Max 128 bytes; supports letters, numbers, spaces, underscores, hyphens, and periods. E.g.: tencent.trtc.com

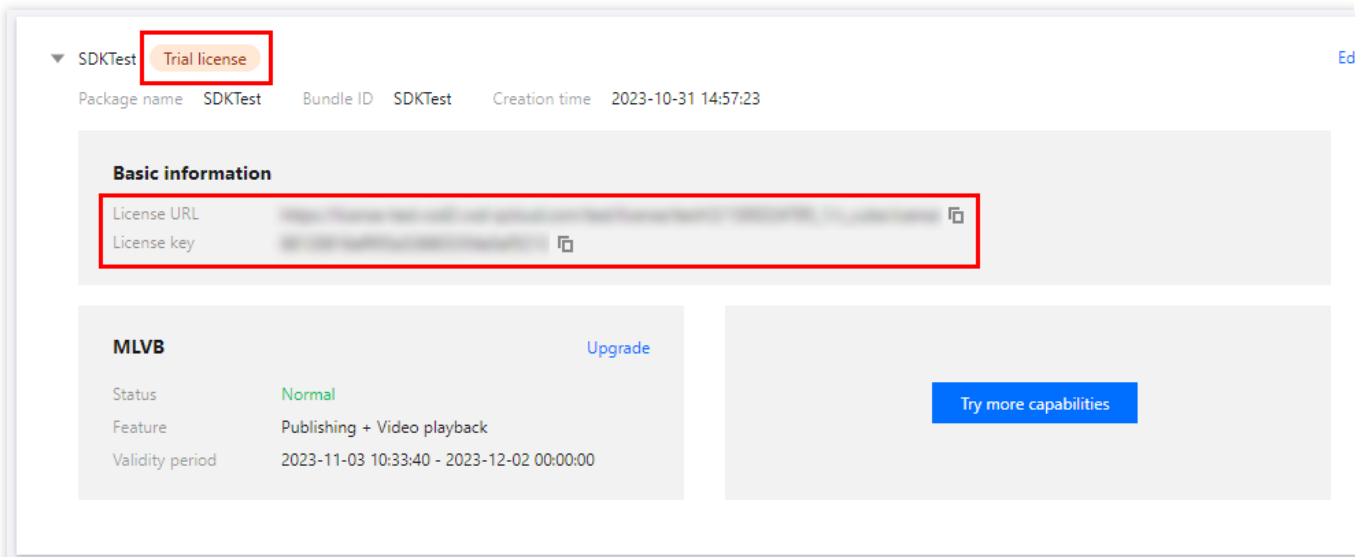
Bundle ID ✓
Max 128 bytes; supports letters, numbers, spaces, underscores, hyphens, and periods. E.g.: tencent.trtc.com

Capability

i Each trial license can only be used for one capability. A trial license is valid for 28 days and cannot be renewed after expiration.

UGSV Standard	Valid for 28 days Available
MLVB	Valid for 28 days Available


3. After the trial license is successfully created, you will see the License URL and License key, which you need to pass in when initializing the SDK. Save a copy of the information.




SDKTest **Trial license** Ed

Package name SDKTest Bundle ID SDKTest Creation time 2023-10-31 14:57:23

Basic information

License URL [Redacted] 

License key [Redacted] 

MLVB Upgrade

Status Normal

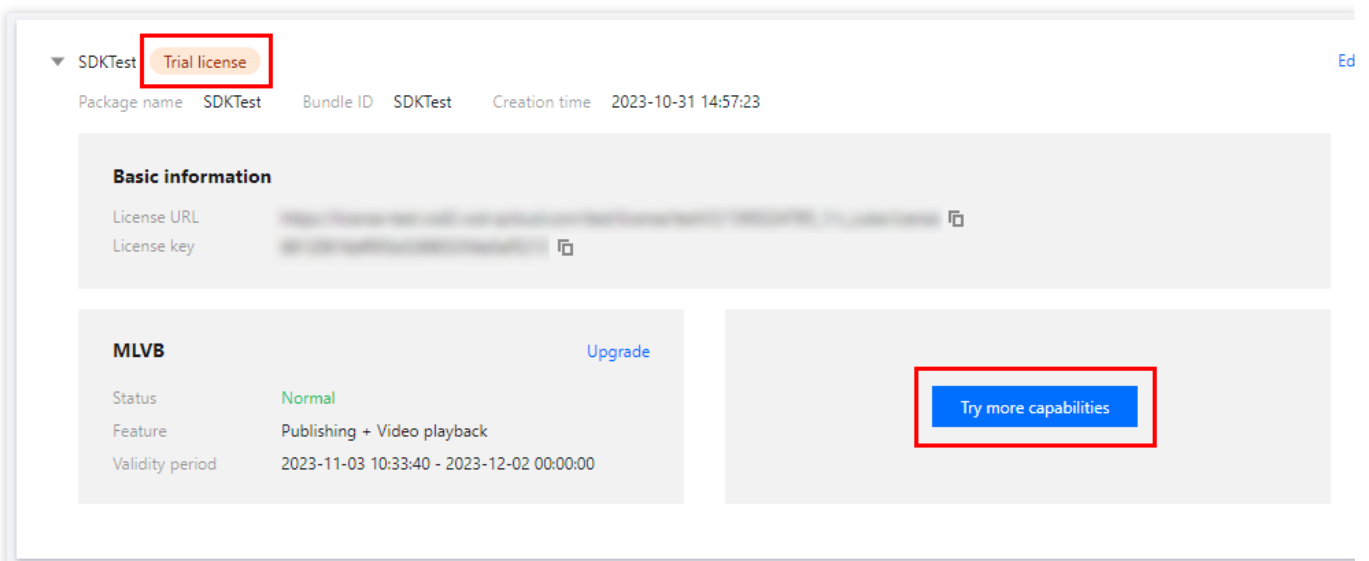
Feature Publishing + Video playback

Validity period 2023-11-03 10:33:40 - 2023-12-02 00:00:00

Try more capabilities

Follow the steps below to activate **MLVB** (publishing + video playback) for an existing application:


1. Select an existing trial license and click **Try more capabilities**.




SDKTest **Trial license** Ed

Package name SDKTest Bundle ID SDKTest Creation time 2023-10-31 14:57:23

Basic information

License URL [Redacted] 

License key [Redacted] 

MLVB Upgrade

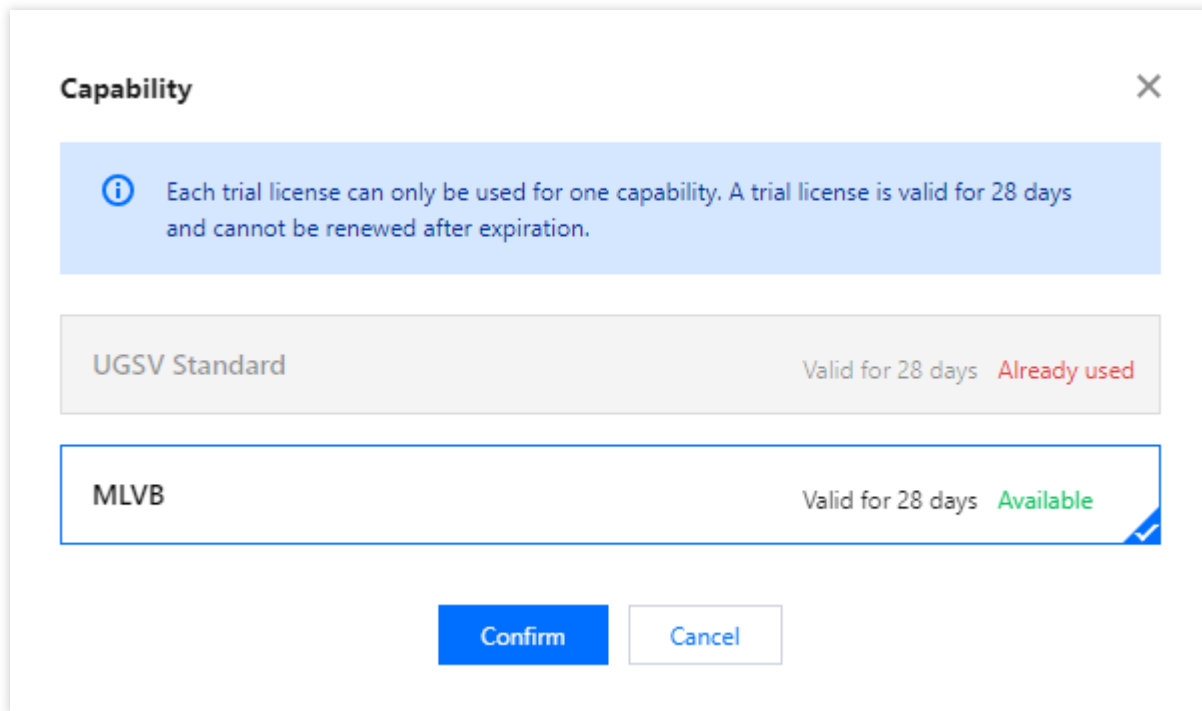
Status Normal

Feature Publishing + Video playback

Validity period 2023-11-03 10:33:40 - 2023-12-02 00:00:00

Try more capabilities

2. Select **MLVB** (publishing + video playback), and click **Confirm**.

**Note:**

You can click **Edit** to modify the bundle ID and package name bound to a trial license. After modification, click **Confirm**.

You can enter if you don't have a package name or bundle ID to bind yet.

A trial license is valid for 28 days. **You can apply for only one trial license for each capability.** To continue using the capability after a trial license expires, please purchase an [official license](#).

Upgrading to an official license

Follow the steps below to upgrade from a trial license to an official license (valid for one year):

1. Click **Upgrade** in the **MLVB** capability.

The screenshot displays the 'Trial license' interface for a package named 'SDKTest'. At the top, the package name 'SDKTest' is shown with a dropdown arrow, and a 'Trial license' button is highlighted with a red box. Below this, the package details are listed: Package name: SDKTest, Bundle ID: SDKTest, and Creation time: 2023-10-31 14:57:23. The interface is divided into two main sections: 'Basic information' and 'MLVB'. The 'Basic information' section contains fields for 'License URL' and 'License key', both with copy icons. The 'MLVB' section shows the package's status as 'Normal', its features as 'Publishing + Video playback', and its validity period as '2023-11-03 10:33:40 - 2023-12-02 00:00:00'. A blue 'Upgrade' button is highlighted with a red box in the 'MLVB' section. To the right of the 'MLVB' section, there is a blue button labeled 'Try more capabilities'.

2. Enter the **Upgrade** interface, click **Bind**. Select the unbound MLVB package, click **Confirm** to upgrade and create an official application with the same package name. If there are no MLVB packages available for binding, you may proceed to the [Purchase Page](#) to make a purchase.

Upgrade ✕

Upgrade information

Current edition MLVB
Upgrade to **MLVB official**

Bind license resources

License type	Resource name/ID	Validity period
MLVB	You haven't bound a license resource yet Bind	
Search by license resource name (such as "live stream publishing") or ID (such as "18162") 🔍		
	Resource name/ID	Validity period ↓
<input type="radio"/>	MLVB Resource ID: [blurred]	2023-07-25 to 2024-07-25
<input type="radio"/>	MLVB Resource ID: [blurred]	2023-05-11 to 2024-05-11
<input type="radio"/>	MLVB Resource ID: [blurred]	2023-05-05 to 2024-05-05
<input type="radio"/>	MLVB Resource ID: [blurred]	2023-04-27 to 2024-04-27

You can go to the [Licenses](#) page to view the details of the license resource.