

# **Tencent Cloud EdgeOne**

## **Purchase Guide**

### **Product Documentation**



## Copyright Notice

©2013-2024 Tencent Cloud. All rights reserved.

Copyright in this document is exclusively owned by Tencent Cloud. You must not reproduce, modify, copy or distribute in any way, in whole or in part, the contents of this document without Tencent Cloud's the prior written consent.

## Trademark Notice



All trademarks associated with Tencent Cloud and its services are owned by Tencent Cloud Computing (Beijing) Company Limited and its affiliated companies. Trademarks of third parties referred to in this document are owned by their respective proprietors.

## Service Statement

This document is intended to provide users with general information about Tencent Cloud's products and services only and does not form part of Tencent Cloud's terms and conditions. Tencent Cloud's products or services are subject to change. Specific products and services and the standards applicable to them are exclusively provided for in Tencent Cloud's applicable terms and conditions.

# Contents

## Purchase Guide

- Description of 14-day Trial Plan Experience Benefits

- Billing Overview

- Basic Service Fees

  - Plan Fees

  - Fees for Out-of-plan Resource Usage (Pay-as-You-Go)

- Value-added Service Fees

  - VAU Fee (Pay-as-You-Go)

  - Dedicated DDoS Mitigation Fee (Pay-as-You-Go)

  - Cross-MLC-border acceleration traffic fee (Pay-as-You-Go)

- Related Tencent Cloud Services

- Extra Package Description (Prepaid)

- Subscriptions

  - Purchase Guide

  - Extra Package Purchase Guide

- Renewals

  - Renewal Guide

  - Extra Package Auto-renewed Guide

- Overdue and Expiration Policies

- Refund Policy

- Usage Cap Policy

- EdgeOne Plan Upgrade Guide

- Comparison of EdgeOne Plans

- Billing Usage

- About "clean traffic" billing instructions

# Purchase Guide

## Description of 14-day Trial Plan Experience Benefits

Last updated : 2024-08-14 19:06:05

In order to enable you to experience more features of EdgeOne and better and more clearly choose the plan type that best matches your service, EdgeOne offers a free trial plan. After claiming it, you can quickly try all features aligned with the features of the standard plan.

### Notes on Restrictions

**Coverage:** Both new and existing EdgeOne users can claim the trial plan, but each user can claim it only once.

**Billing mode:** Prepaid plan, free of charge.

**Plan usage:** The trial plan includes 10 GB of security acceleration traffic, 100,000 security acceleration requests, and 10 value-added service usage units.

**Deduction limit:** The deduction logic for all usages is consistent with other prepaid types (personal/basic/standard). Security acceleration traffic needs to be deducted in proportion. For details, refer to the deduction logic on the [plan cost](#) page.

Security acceleration requests are deducted on a 1:1 basis.

Value-added service usage units are deducted based on the total after conversion.

**Plan duration:** The duration of the trial plan is 14 days, starting from the time of successful claim, with the expiration time being +14 days after the start time. For example, if you claim the trial plan at 19:00:00, July 1, 2024, the expiration time will be 18:59:59, July 15, 2024.

**Duration limit:** After the trial plan expires, the plan will be placed in isolated status, the site will be deactivated, and all services will be terminated.

**Overpayment:** The trial plan is for feature experience only. If the usage exceeds the limit (10 GB of security acceleration traffic, 100,000 security acceleration requests, or 10 value-added service usage units), additional fees may be incurred. The deduction logic is consistent with the overall EdgeOne usage priority: plan quota usage > incremental package usage > incremental package with shorter expiration time > incremental package with smaller specification > postpaid.

**Renewal limit:** The trial plan does not support renewal.

**Note:**

The trial plan is solely for experiencing the product features of EdgeOne. It offers a 14-day trial period and does not support renewal. After the trial expires, the site will be deactivated, and the services will be terminated. **Do not connect actual online services to the trial plan to avoid service disruptions.**

## Feature Description

The capability configuration of the trial plan is fully aligned with the standard plan. For details on the capabilities of the standard plan, refer to the capabilities of the standard plan in the [plan selection and comparison](#) document. However, the trial plan has certain adjustments in some usages, rule quotas and indicators, mainly as follows:

Comparison item		Trial plan
Price		0 USD/month
Plan usage	Security acceleration traffic	10 GB
	Security acceleration request	100,000 times
	Value-added service usage unit	10 units
	Number of accessible subdomains	200 per site
Application layer security protection feature	<a href="#">User-defined rule</a> - exact matching policy	1 rule can be configured
	<a href="#">Rate limiting rule</a>	1 rule can be configured
	Rate limiting rule - processing duration	Minimum: 1 second Maximum: 120 seconds
	Rate limiting rule - statistical window duration	10 seconds
L7 (application layer) acceleration	<a href="#">Maximum file upload size</a>	800 MB
	Rule count of <a href="#">rule engine</a>	20 items
	Rule engine - embedded IF rule count	3 items/rule
	Rule engine - embedded ELSE IF rule count	5 items/IF branch
	<a href="#">Origin server group count</a>	20 per site
Data and log	Maximum query time	31 days

range for data analysis

## Claim Description

Log in to the [EdgeOne console](#). If your account has never purchased an EdgeOne plan, a window will pop up for you to claim a trial plan for experience.

Limited Time Free

**Congratulations! You have been awarded a**  
**14 days Trial plan experience benefit.**

Trial validity period: 14 days | Trial Site: 1 | Trial usage: 10GB /100K times/10 VAU

**trial plan detail**

**Basic platform capabilities**

- ✓ CDN
- ✓ Default DDoS protection
- ✓ Basic CC protection
- ✓ Web Protection - Basic access control
- ✓ Free managed ruleset

**Value-added services**

- ✓ Smart routing
- ✓ HTTP/3(QUIC)
- ✓ Bot management

**Advanced service capabilities**

- ✓ OWASP TOP10 rules
- ✓ Intelligent CC Protection
- ✓ Precise CC protection
- ✓ Rate Limiting
- ✓ Intelligent Web Protection
- ✓ Origin Protection
- ✓ Custom interception page
- ✓ IP groups
- ✓ Web security monitoring rules

☐ I have read and agreed to the [14-day Trial Plan Experience Rights Description](#)

Start Free Trial

## Upgrade Description

During the trial period, as long as the trial plan has not been destroyed, you can upgrade the trial plan at any time. You can choose to upgrade to a paid type: personal, basic, or standard. After a successful upgrade, you will receive the official EdgeOne security acceleration service.

**Note:**

The upgrade feature of the trial plan will be released soon. If you have any upgrade need, wait patiently.

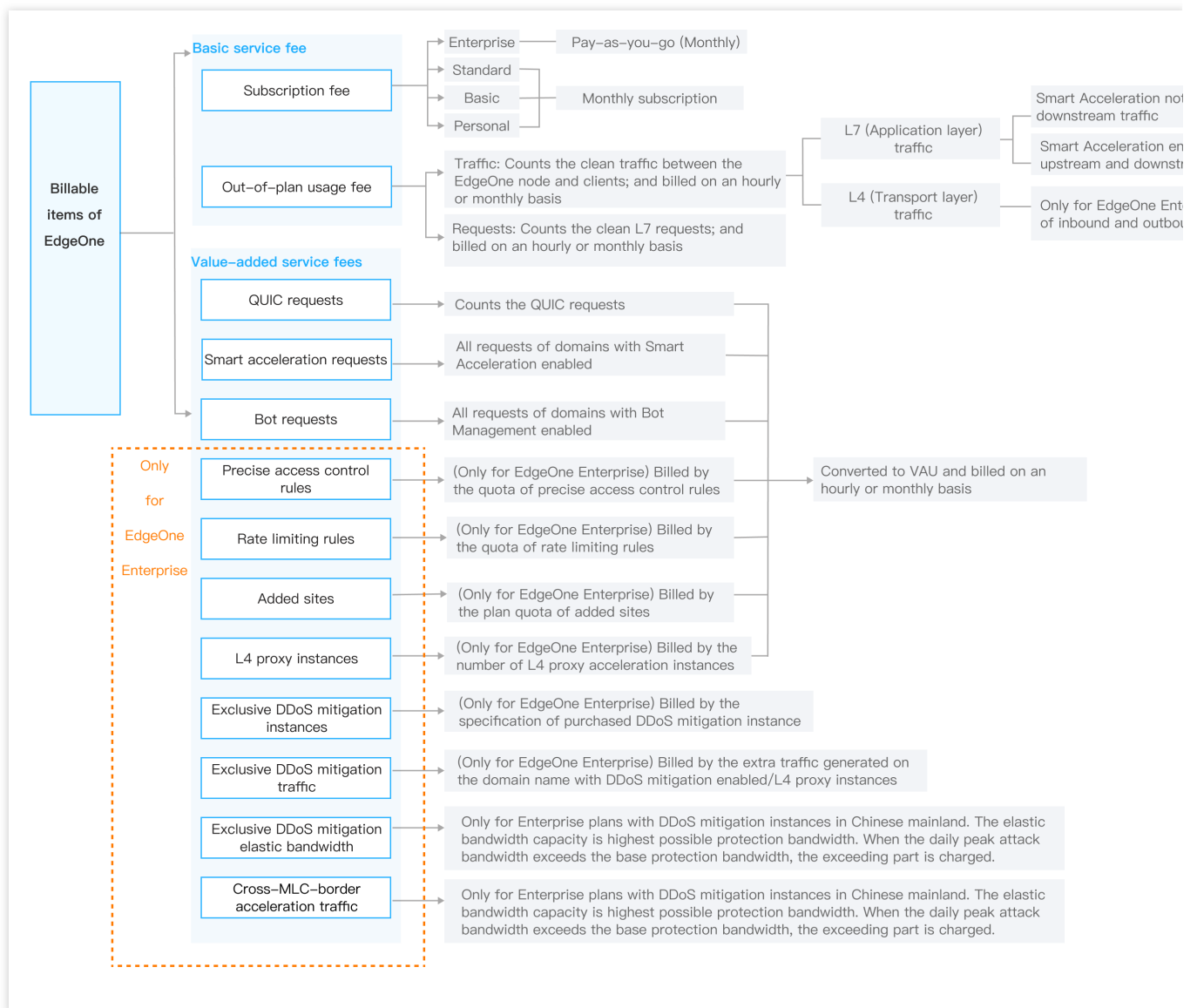
# Billing Overview

Last updated : 2024-08-01 21:34:42

This document describes the billable items, billing modes, and pricing details and samples for EdgeOne.

## Billable Items

The fees of EdgeOne consist of two parts: Basic service fees and value-added service fees. See details in the following figure:



## Billing Mode

EdgeOne supports two billing modes, prepaid and pay-as-you-go.

Type	Item		Billing mode	Billing cycle
Enterprise	Basic services	<a href="#">Subscription fee</a>	Pay-as-you-go	Monthly
		<a href="#">Fees for out-of-plan resource usage</a>		
	Value-added service	<a href="#">VAU fees</a>		
		<a href="#">DDoS mitigation fee</a>		
		<a href="#">Cross-MLC-border acceleration traffic fee</a>		
Standard/Basic/Personal	Basic services	<a href="#">Subscription fee</a>	Prepaid	Monthly
		<a href="#">Out-of-plan usage fees</a>	Pay-as-you-go	Hourly
	Value-added service	<a href="#">VAU fees</a>		

The fee deduction and bill issuing time are described as follows.

Billing mode	Billing cycle	Description
Prepaid	Monthly	Deduct from the account and issue the bill upon subscription. The subscription validity is 31 days.
Pay-as-you-go	Hourly	The charge for an hour is deducted and billed 2-4 hours later.
	Monthly	Charges for <code>00:00:00</code> on the 1st day to <code>23:59:59</code> on the last day of the current calendar month are deducted and billed on the 1st day of the next calendar month.

## Note

- 1. Monthly prepaid subscription:** The monthly subscription period is counted by 31 days. For example, if you subscribe a plan on March 31, the expiry day of the plan is May 1.
- 2. Monthly pay-as-you-go:** If you subscribe an EdgeOne Enterprise plan and suspend the service later, the fees of the plan and dedicated DDoS mitigation are deducted and billed on the basis of the proportion of usage time in the current month, and other fees are deducted and billed based on the actual usage. For example, if you subscribe an EdgeOne Enterprise plan at 00:00 on March 1 and suspend the service at 23:59 on March 10, the traffic consumed

during the period is 10 TB. The fee billed on April 1 is calculated as the following: (10/31) x EdgeOne Enterprise plan fee + traffic fee of 10 TB.

## Pricing Description

For pricing details, click the corresponding item.

Basic service fees

[Plan fees](#)

[Fees for out-of-plan resource usage](#)

Value-added service fees

[VAU fee](#)

[Dedicated DDoS mitigation fee](#)

Cross-MLC-border acceleration traffic fee

[Related Tencent Cloud service fees](#)

## Samples

Sample 1: Static content website

Assume that you are running a static content website for a small-scale service, serving end users in the Chinese mainland.

On a monthly basis, 50 GB of data goes from EdgeOne node to clients, and 3 million HTTPS requests are sent from clients to the EdgeOne node.

**EdgeOne Personal plan is recommended. It contains 50 GB of traffic and 3 million HTTP/HTTPS requests.**

Item	Usage	Cost	Monthly cost
EdgeOne Personal plan	1	1 x 4.2 USD/plan/month = 4.2 USD	4.2 USD
L7 (application layer) traffic	50 GB	50 x 0.0443 USD/GB = 2.215 USD	0 USD (Within the quota of 50 GB, no extra fee occurred)
HTTP/HTTPS requests	3 million (3,000K)	300 x 0.0071 USD/10K requests = 2.13 USD	0 USD (Within the quota of 3 million requests, no extra fee occurred)
<b>Total</b>	-	-	<b><del>4.2 USD</del> 1.4 USD (Price for trial)</b>

## Sample 2: Dynamic e-commerce applications

You can enable [Smart Acceleration](#) for dynamic domain names to minimize network latency, connection errors and request failures. You can also configure web protection custom rules and rate limiting rules based on your needs. On a monthly basis, 200 GB of data goes from EdgeOne node to clients, and 300 GB goes from clients to the EdgeOne node, with a total of 20 million HTTP requests. All your end users are in the Chinese mainland. You have set up 5 custom precise access control policies and 3 rate limiting rules.

**EdgeOne Basic is recommended. It contains 500 GB of traffic and 20 million HTTP/HTTPS requests. You can also configure 5 precise access control policies and 3 rate limiting rules.**

Item	Usage	Cost	Monthly cost
EdgeOne Basic plan	1	1 x 57 USD/plan/month = 57 USD	57 USD
L7 (application layer) traffic	500 GB	500 x 0.0443 USD/GB = 22.15 USD (Upstream and downstream traffic is counted at the same time when you enable Smart Acceleration)	0 USD (Within the quota of 500 GB, no extra fee occurred)
HTTP/HTTPS requests	20 million (20,000 K)	2000 x 0.0071 USD/10K requests = 14.2 USD	0 USD (Within the quota of 20 million, no extra fee occurred)
Smart acceleration requests	20 million (20,000 K)	20 x 100 VAU/million requests x 0.0143 USD/VAU = 28.6 USD	28.6 USD
Precise access control policies	5	5 x 100 VAU/rule x 0.0143 USD/VAU = 7.15 USD	0 USD (Within the quota of 5 rules, no extra fee occurred)
Rate limiting rules	3	3 x 100 VAU/rule x 0.0143 USD/VAU = 4.29 USD	0 USD (Within the quota of 3 rules, no extra fee occurred)
<b>Total</b>	-	-	<b>85.6 USD</b>

## Sample 3: Enable Bot Management for sites running critical applications

[Bot Management](#) can identify and block malicious Bots, such as crawlers, swiping, and brute force cracking, or optimize friendly Bot access and support SEO.

On a monthly basis, 2 TB of data goes from EdgeOne node to clients, and 1 TB goes from clients to the EdgeOne node, with a total of 50 million HTTP requests. All your end users are in the Chinese mainland. You have set up 20 precise access control policies and 5 rate limiting rules. [Smart Acceleration](#) and Bot Management are enabled for all domain names.

**EdgeOne Standard is recommended. It contains 3 TB of traffic and 50 million HTTP/HTTPS requests. You can also configure 20 precise access control policies and 5 rate limiting rules.**

Item	Usage	Cost	Monthly cost
EdgeOne Standard plan	1	1 x 590 USD/plan/month = 590 USD	590 USD
L7 (application layer) traffic	3 TB	2,000 GB x 0.0443 USD/GB + 1000 GB x 0.0442 USD/GB = 130.8 USD (Upstream and downstream traffic is counted at the same time when you enable Smart Acceleration)	0 USD (3 TB is provided in the plan)
HTTP/HTTPS requests	50 million (50,000K)	5000 x 0.0071 USD/10K requests = 35.5 USD	0 USD (50,000K requests are provided in the plan)
Smart acceleration requests	50 million (50,000K)	50 x 100 VAU/million requests x 0.0143 USD/VAU = 71.5 USD	71.5 USD
Bot request	50 million (50,000K)	50 x 100 VAU/million requests x 0.0143 USD/VAU = 71.5 USD	71.5 USD
Precise access control policies	20	20 x 100 VAU/rule x 0.0143 USD/VAU = 28.6 USD	0 USD (Within the quota of 20 rules, no extra fee occurred)
Rate limiting rule	5	5 x 100 VAU/rule x 0.0143 USD/VAU = 7.15 USD	0 USD (Within the quota of 5 rules, no extra fee occurred)
OWASP Top 10 managed rule	-	-	0 USD
<b>Total</b>	-	-	<b>733 USD</b>

# Basic Service Fees

## Plan Fees

Last updated : 2024-05-08 21:37:18

### EdgeOne Pricing

EdgeOne offers four types of plans, including EdgeOne Personal, EdgeOne Basic, EdgeOne Standard and EdgeOne Enterprise. For details, see [Comparison of EdgeOne Plans](#).

Type	Price	Billing mode	Billing cycle	Traffic quota	Request quota
Personal	4.2 USD/plan/month	Prepaid	Monthly	50 GB	3 million
Basic	57 USD/plan/month	Prepaid	Monthly	500 GB	20 million
Standard	590 USD/plan/month	Prepaid	Monthly	3 TB	50 million
Enterprise	<a href="#">Contact us</a> for quotation.	Pay-as-you-go	Monthly	Custom	Custom

Calculation of consumption of the traffic provided in the prepaid plan (Personal/Basic/Standard) varies for different billing areas.

If a user actually consume 1 GB of traffic in a region, the traffic deducted from the plan quota is as follows:								
Chinese Mainland (CN)	North America (NA)	Europe (EU)	Asia Pacific Zone 1 (AP1)	Asia Pacific Zone 2 (AP2)	Asia Pacific Zone 3 (AP3)	Middle East (ME)	Africa (AA)	South America (SA)
1 GB	1.71 GB	1.71 GB	2.49 GB	2.68 GB	2.78 GB	2.91 GB	2.91 GB	2.91 GB

#### Notes

The billing area is determined by the geolocation of the EdgeOne node serving end users of the customer. For details about the mapping, see [Billing Areas](#).

### Billing Samples

A user subscribes an EdgeOne Personal plan at 00:00:00 on January 5, which contains 50 GB of traffic.

During 00:00:00 - 00:05:00 on January 5, 30 GB is consumed in the Chinese mainland. The remaining traffic quota is  $50 \text{ GB} - 30 \times 1 \text{ GB} = 20 \text{ GB}$ ;

During 00:05:00 - 00:10:00 on January 5, 10 GB is consumed in North America. The remaining traffic quota is  $20 \text{ GB} - 10 \times 1.71 \text{ GB} = 2.9 \text{ GB}$ ;

During 00:10:00 - 00:15:00 on January 5, 1 GB is consumed in Europe and Asia Pacific Zone 1 respectively.

According to the calculation method, 1.71 GB and 2.49 GB of traffic is consumed in Europe and Asia Pacific Zone 1 respectively, with the total consumed traffic of 4.2 GB. But the remaining traffic in the plan is only 2.9 GB, so the consumption of traffic is calculated according to the deduction ratio:

For Europe, the traffic deducted from the plan is  $2.9 \times 1.71 / (1.71 + 2.49) = 1.18 \text{ GB}$ , and the out-of-plan traffic is  $1.71 - 1.18 = 0.53 \text{ GB}$ ;

For Asia Pacific Zone 1, the traffic deducted from the plan is  $2.9 \times 2.49 / (1.71 + 2.49) = 1.72 \text{ GB}$ , and the out-of-plan traffic is  $2.49 - 1.72 = 0.77 \text{ GB}$ .

# Fees for Out-of-plan Resource Usage (Pay-as-You-Go)

Last updated : 2024-06-06 18:03:22

This document lists the prices of out-of-plan usage of EdgeOne plans.

Item	Type and price			
	Personal	Basic	Standard	Enterprise
Security acceleration traffic	L7 (application layer) traffic price			The following fees may be incurred depending on the access method: Domain name access: L7 (application layer) traffic price IP + port access: L4 (transfer layer TCP/UDP application) traffic price
Security acceleration request	HTTP/HTTPS request price			

## Security Acceleration Traffic

### L7 (application layer) traffic price

Tiered pricing is different for the plans.

Personal/Basic/Standard: Billed on an hourly basis with monthly cumulative tiered pricing.

Enterprise: Billed on a monthly basis with monthly volume pricing.

See details below:

Traffic tier (USD/GB)	Chinese Mainland (CN)	North America (NA)	Europe (EU)	Asia Pacific Zone 1 (AP1)	Asia Pacific Zone 2 (AP2)	Asia Pacific Zone 3 (AP3)	Middle East (ME)	Africa (AA)	Sou Am (SA)
0 - 2 TB (exclusive)	0.0443	0.0756	0.0756	0.1097	0.1185	0.1229	0.1286	0.1286	0.12
2 - 10 TB (exclusive)	0.0422	0.0634	0.0634	0.0977	0.1098	0.1170	0.1183	0.1183	0.11
10 - 50 TB	0.0399	0.056	0.0560	0.0930	0.1030	0.1093	0.1075	0.1075	0.10

(exclusive)									
50 - 100 TB (exclusive)	0.0375	0.0486	0.0486	0.0882	0.0961	0.1017	0.0967	0.0967	0.0967
100 - 500 TB (exclusive)	0.0352	0.0412	0.0412	0.0834	0.0892	0.0940	0.0859	0.0859	0.0859
500 - 1000 TB (exclusive)	0.0329	0.0339	0.0339	0.0787	0.0823	0.0863	0.0751	0.0751	0.0751
≥ 1000 TB	0.0306	0.0265	0.0265	0.0739	0.0754	0.0786	0.0643	0.0643	0.0643

The billing region is where the EdgeOne node serving user clients is located. See details below:

Billing region	Coverage
Chinese mainland	Chinese mainland
North America	US, Canada
Europe	United Kingdom, Russia, Germany, Italy, Ireland, France, Netherlands, Spain
Asia Pacific Zone 1	Hong Kong (China), Macao (China), Vietnam, Singapore, Thailand, Pakistan, Cambodia
Asia Pacific Zone 2	Taiwan (China), Japan, South Korea, Malaysia, Indonesia
Asia Pacific Zone 3	Philippines, India, Australia, Nepal, and more
Middle East	Saudi Arabia, United Arab Emirates, Türkiye, Qatar, Bahrain, Iraq
Africa	South Africa, Egypt
South America	Brazil, Mexico, Colombia, Argentina

## Notes

- EdgeOne only charges for "Clean Traffic". For the definition of "Clean Traffic", see [Tencent Cloud EdgeOne](#).
- For domains without [Smart Acceleration](#) enabled, only the downstream traffic of the application layer from the EdgeOne node to the user client is counted, which is displayed in the console as **Content acceleration traffic**.

3. For domains with [Smart Acceleration](#) enabled, the upstream and downstream traffic of the application layer between the EdgeOne node and the user client is counted, which is displayed in the console as **Smart acceleration traffic**.

4. SSL handshake traffic consumed by HTTPS requests is counted into L7 (application layer) traffic.

5. In EdgeOne billing rule, 1 TB = 1,000 GB = 1,000,000 MB = 1,000,000,000 KB = 1,000,000,000,000 Byte.


Sample 1: EdgeOne Personal/Basic/Standard. Traffic is billed on an hourly basis with monthly cumulative tiered pricing.

A user subscribes an EdgeOne Standard plan at 23:00 on January 1, and consumes 3 TB, 4 TB, 5 TB and 6 TB of traffic during 23:00 - 24:00 on January 1, and 00:00 - 01:00, 01:00 - 02:00, 02:00 - 03:00 on January 2 respectively in the Chinese mainland. The 3 TB of traffic consumed during 23:00 - 24:00 on January 1 in the Chinese mainland is deducted from the traffic provided in the plan. The traffic consumed from 00:00 on January 2 is billed on a pay-as-you-go basis. The pricing tiers are showed in gray in the figure below. The traffic consumed during each hour is billed as per the corresponding tiered price. From 00:00 to 03:00 on January 2, a total of 15 TB of traffic is consumed, among which 2 TB of traffic is billed as per the price for 0 TB - 2 TB, 8 TB of traffic is billed as per the price for 2 TB - 10 TB, and 5 TB of traffic is billed as per the price for 10 TB - 50 TB. The out-of-plan traffic on January 2 is billed as below:

Jan. 2 00:00 to 01:00:  $2 \times 1000 \times 0.0443 + 2 \times 1000 \times 0.0422 = 173$  USD;

Jan. 2 01:00 to 02:00:  $5 \times 1000 \times 0.0422 = 211$  USD;

Jan. 2 02:00 to 03:00:  $1 \times 1000 \times 0.0422 + 5 \times 1000 \times 0.0399 = 241.7$  USD.



The traffic consumed in each hour later is billed as per the corresponding price tier. A new billing cycle starts at 23:00 on February 1.

Sample 2: EdgeOne Enterprise. Traffic is billed on an a monthly basis with monthly volume pricing.

A user subscribes an EdgeOne Enterprise plan at 23:00 on January 5, and a total of 15 TB (application layer) traffic is consumed in the Chinese mainland as of 23:59 January 31. If the 15 TB of traffic is counted into out-of-plan traffic, the total fee of traffic consumed in January is  $15 \times 1000 \times 0.0399 = 598.5$  USD. A new billing cycle starts at 00:00 on February 1.

## L4 (transfer layer TCP/UDP application) traffic price

If you adopt IP + port access in [EdgeOne console > L4 proxy](#), the traffic consumed by the L4 proxy instance is counted as L4 (transfer layer TCP/UDP application) traffic.

The monthly volume pricing is detailed as follows:

Traffic tier (USD/GB)	Chinese Mainland (CN)	North America (NA)	Europe (EU)	Asia Pacific Zone 1 (AP1)	Asia Pacific Zone 2 (AP2)	Asia Pacific Zone 3 (AP3)	Middle East (ME)	Africa (AA)	Sou Am (SA)

0 - 2 TB (exclusive)	0.1705	0.2657	0.2657	0.2514	0.4561	0.4730	0.4950	0.4950	0.4950
2 - 10 TB (exclusive)	0.1624	0.2229	0.2229	0.2241	0.4229	0.4505	0.4554	0.4554	0.4554
10 - 50 TB (exclusive)	0.1534	0.1969	0.1969	0.2132	0.3964	0.4209	0.4138	0.4138	0.4138
50 - 100 TB (exclusive)	0.1445	0.1709	0.1709	0.2022	0.3698	0.3914	0.3722	0.3722	0.3722
100 - 500 TB (exclusive)	0.1355	0.1449	0.1449	0.1913	0.3433	0.3618	0.3307	0.3307	0.3307
500 - 1000 TB (exclusive)	0.1266	0.1190	0.1190	0.1804	0.3168	0.3323	0.2891	0.2891	0.2891
≥ 1000 TB	0.1176	0.0930	0.0930	0.1694	0.2902	0.3027	0.2475	0.2475	0.2475

## Notes

1. IP + port access is only available to EdgeOne Enterprise. If you want to use this mode, please [contact us](#).
2. Only the cleaned application traffic is billed, and the traffic caused by the attack is not billed.
3. The upstream and downstream traffic of the TCP/UDP application between the EdgeOne node and the user client is counted into the L4 (transfer layer) traffic, which is displayed in the console as "L4 acceleration traffic".

Sample: For EdgeOne Enterprise, traffic is billed on an a monthly basis with monthly volume pricing.

A user subscribes an EdgeOne Enterprise plan at 23:00 on January 5, and a total of 15 TB L4 (transfer layer TCP/UDP application) traffic is consumed in the Chinese mainland as of 23:59 January 31. If all the 15 TB of traffic is counted into out-of-plan traffic, the total fee of traffic consumed in January is  $15 \times 1000 \times 0.1534 = 2,301$  USD. A new billing cycle starts at 00:00 on February 1.

# Security Acceleration Request

## HTTP/HTTPS request price

HTTP/HTTPS requests adopt monthly linear pricing model. The details are as below:

Item	Price (USD/10,000 requests)
HTTP/HTTPS request	0.0071

**Notes**

1. Only the cleaned requests are billed, and the requests generated by the attack are not billed.
2. All application layer requests sent from a user client to the EdgeOne node server over any protocol are counted, including static and dynamic requests. They are displayed in the console as "Security acceleration requests".
3. Enabling [Smart Acceleration](#) incurs extra fees on [smart acceleration requests](#).

# Value-added Service Fees

## VAU Fee (Pay-as-You-Go)

Last updated : 2024-08-13 14:43:47

EdgeOne value-added services are billed on Value-Added Service Usage Unit (VAU).

### Pricing

VAU price: 0.0143 USD

Scope of use: All EdgeOne value-added services except dedicated DDoS mitigation and edge functions (see the table below).

### VAU Conversion

This table describes how to convert value-added service usage to VAUs:

Category	Item	Description	Conversion rate
Usage-based	QUIC requests	QUIC requests made when the domain name uses <a href="#">HTTP/3 (QUIC)</a> .	100 VAU/million requests
	Smart acceleration requests	HTTP/HTTPS requests made when the domain name uses <a href="#">smart acceleration</a> .	100 VAU/million requests
	Bot requests	HTTP/HTTPS requests made when the domain name uses <a href="#">smart acceleration</a> .	100 VAU/million requests
quota-based (Only for Enterprise plan)	Precise access control rule quotas in Web Protection - Custom Rules	The precise access control rule quotas used in <a href="#">Web Protection &gt; Custom Rules</a> .	100 VAUs/rule/month
	Rate limiting rule quotas	The rate limiting rule quotas used in <a href="#">Web Protection</a> .	100 VAUs/rule/month
	Site quota	Quota of sites included in a plan.	100 VAUs/site/month
	Quota for L4 proxy instances in	Quota of <a href="#">L4 proxy</a> instances	<a href="#">Contact us</a> for the

	<b>Chinese mainland and Global</b> service areas	purchased in a plan.	quotes
	Quota of L4 proxy instances in <b>Global (MLC excluded)</b> service area		Free of charge

### Note

1. Number of VAUs = Usage of the service x Usage per VAU

2. VAU fees = Total VAUs x VAU unit price.

3. After adjustment on the calculation unit of VAU, the conversion rate for QUIC is doubled from 0.5 VAU/10,000 requests to 100 VAU/million requests. To prevent this change from affecting QUIC settlement fees, the unit price of the QUIC business will have a 50% discount by default during VAU settlement, that is, the price is reduced to 0.00715 USD/VAU. For details, see Example 1 at the end of this document.

Example 1: During a billing cycle, 10M QUIC requests and 20M smart acceleration requests are consumed.

For usage-based services, VAUs are calculated depending on the actual usage.

**10M QUIC requests = 100 VAU/million requests × 10 = 1000 VAUs = 1000 × 0.0143 × 50% (discount) = 7.15 USD.**

**20M smart acceleration requests = 100 VAU/million requests × 20 = 2000 VAUs = 2000 × 0.0143 = 28.6 USD.**

So these numbers add up to 35.75 USD.

Example 2: An Enterprise user purchased one more rate limiting rule and one site at different times within the current month.

For quota-based services, VAUs are calculated depending on the proportion of usage days in the current calendar month.

Assume that the quota for one rate limiting rule is purchased at 00:00 on April 1. By the point of 23:59 on April 30, the quota is still valid. The rule quota is converted to 100 VAUs and costs 1.43 USD (100 VAUs × 0.0143 USD). Note that to delete a quota, you need to [Contact us](#).

Assume that the quota of one site is purchased at 00:00 on April 11. By the point of 23:59 on April 30, the quota is still valid. The billable period of this quota usage is 20 days (30 days – 10 days), that is, 20/30 in the proportion of usage days in the calendar month. The site quota is converted to 66.7 VAUs (1 quota × (20/30) × 100 VAUs), which is rounded down to 66 VAUs, resulting in a cost of 0.9438 USD (66 VAUs × 0.0143 USD).

# Dedicated DDoS Mitigation Fee (Pay-as-You-Go)

Last updated : 2023-09-12 16:14:29

EdgeOne's Dedicated DDoS Mitigation is an enhanced security feature that offers globally exclusive traffic cleansing.

This feature is only available in Enterprise plans. [Contact us](#) if you need it.

The billable items comprise instances, traffic and elastic protection bandwidth and are charged over pay-as-you-go on a monthly basis.

## Instance Fees

The pricing for Dedicated DDoS Mitigation instances with different specifications is as follows:

Service Area	Specification	First-Time Subscription Price (USD/Month)	Recurring Subscription Price (USD/Month)
Chinese mainland	30 Gbps base protection bandwidth (up to 300 Gbps elastic protection bandwidth configurable)	2,816	1,286
	60 Gbps base protection bandwidth (up to 600 Gbps elastic protection bandwidth configurable)	5,673	4,143
Global (MLC excluded)	300 Gbps Anycast-based protection	4,244	2,714
	Unlimited Anycast-based protection	7,101	5,571
Global	Chinese mainland: 30 Gbps base protection bandwidth (up to 300 Gbps elastic protection bandwidth configurable) Outside the Chinese mainland: 300 Gbps Anycast-based protection	5,530	4,000
	Chinese mainland: 30 Gbps base protection bandwidth (up to 300 Gbps elastic protection bandwidth configurable) Outside the Chinese mainland: Unlimited Anycast-based protection	8,387	6,857
	Chinese mainland: 60 Gbps base protection	8,387	6,857

	bandwidth (up to 600 Gbps elastic protection bandwidth configurable) Outside the Chinese mainland: 300 Gbps Anycast-based protection		
	Chinese mainland: 60 Gbps base protection bandwidth (up to 600 Gbps elastic protection bandwidth configurable) Outside the Chinese mainland: Unlimited Anycast-based protection	11,244	9,714

### Note

- For first-time subscriptions of Dedicated DDoS Mitigation instances, 3 TB base protection traffic available for deduction will be offered.
  - If you cancel your subscription mid-month, the 3 TB traffic will be deducted based on the proportion of usage days in the current calendar month, and the instance fees will still incur charges until the end of the month.
- Example: Subscribing to a Dedicated DDoS Mitigation instance for the Chinese mainland service area
- Assume that you subscribed to a Dedicated DDoS Mitigation instance with 30 Gbps base protection bandwidth for the Chinese mainland service area at 00:00 on April 5, and unsubscribed from the instance at 23:59 on April 15. The instance fees for the current month are:  $2,816 \times (30-4) / 30 = 2,440.5333$  USD .

## Traffic Fees

Linear pricing over pay-as-you-go is adopted for Dedicated DDoS Mitigation traffic. The details are as follows:

Item	Unit Price (USD/GB)
Dedicated DDoS Mitigation traffic	0.6

### Note

- The traffic incurred when [Dedicated DDoS Mitigation](#) is used for domain names/L4 proxy instances and that incurred by [basic services](#) are billed separately.
- Only cleansed traffic will be charged.

Example: Incurring 10 TB cleansed traffic during your subscription

Assume that 10 TB cleansed traffic is incurred during your subscription to a Dedicated DDoS Mitigation instance with 30 Gbps base protection bandwidth for the Chinese mainland service area from 00:00 on April 5 to 23:59 on April 15. Since you are offered 3 TB deductible traffic, the traffic fees for this month are:  $[10 - 3 \times (15 - 4) / 30] \times 1000 \times 0.6 = 5,340$  USD .

## Elastic Protection Bandwidth Fees

Linear pricing over pay-as-you-go is also adopted for elastic protection bandwidth. The details are as follows:

Item	Description	Unit Price (USD)
Elastic protection bandwidth package	One package can deduct 1 Gbps elastic protection bandwidth. Usage of less than 1 Gbps is calculated as 1 Gbps.	14.3

### Note

1. Elastic protection bandwidth = Daily peak attack bandwidth (only node data from the Chinese mainland is collected) - Base protection bandwidth.

2. Elastic protection bandwidth fees are triggered only when base protection bandwidth < peak attack bandwidth ≤ elastic protection bandwidth.

Example: Incurring elastic protection bandwidth fees during your subscription

Assume that during your subscription to a Dedicated DDoS Mitigation instance from 00:00 on April 5 to 23:59 on April 15, 50 Gbps peak bandwidth was successfully mitigated on April 6 and 20 Gbps peak bandwidth mitigated on April 7. While on April 8, the instance suffered 120 Gbps peak attack bandwidth and was blocked as the elastic protection bandwidth cap was exceeded.

The elastic protection bandwidth fees for this month are: 
$$[(50 - 30) + 0 + 0] \times 1 \times 14.3 = 286 \text{ USD}$$

# Cross-MLC-border acceleration traffic fee (Pay-as-You-Go)

Last updated : 2023-12-01 10:16:57

Cross-MLC-border acceleration is achieved through the EdgeOne Global availability zone network acceleration platform, allowing users in the Chinese mainland region to maintain a high-speed, secure connection with your business, further reducing network latency while improving accessibility. Chinese mainland network optimization (international acceleration) function is only supported in the Enterprise plan and is billed as a value-added service based on traffic, with a monthly pay-as-you-go.

## Cross-MLC-border acceleration traffic fee

Linear pricing is adopted for pay-as-you-go, with specific prices as follows:

Billing item	Price (USD/GB)
Cross-MLC-border acceleration traffic	0.57

### Note:

Cross-MLC-border acceleration traffic fees a value-added service fee, which is an additional value-added service fee charged on top of [Fees for Out-of-plan Resource Usage](#) in the Basic Services Fees. Since the access point of the Cross-MLC-border acceleration is in Hong Kong (China), it belongs to the Asia Pacific Zone 1 (AP1), so the site usage that generates Fees for Out-of-plan Resource Usage will be billed according to the Asia Pacific Zone 1 (AP1) price. Cross-MLC-border acceleration traffic fees does not support the use of in-package included traffic for deduction. Example: After activating the Chinese mainland network optimization (international acceleration), a total of 5 TB of business traffic is generated

Assume that a user has activated the Mainland China Network Optimization (International Acceleration) feature for a site `example.com`, at 00:00 on October 21. From October 21 to October 31, the secure acceleration generated 5TB of traffic, all of which originated from Mainland China users and passed through the Mainland China Network Optimization route. After activating the Mainland China Network Optimization (International Acceleration), the service access point belongs to the Asia Pacific Zone 1. Therefore, according to the [Fees for Out-of-plan Resource Usage](#) price, the basic traffic unit price for the L7 layer of this region is \$0.0977 per GB, and the Mainland China Network Optimization traffic unit price is \$0.57 per GB. Therefore, the total cost generated in October is as follows:

Billing item	Usage	Price
L7 (Application Layer) Traffic Charges	5 TB	$5 * 1000 * 0.0977 = 488.5 \text{ USD}$

Mainland China Network Optimization Service Charges	5 TB	$5 * 1000 * 0.57 = 2850 \text{ USD}$
Total		3338.5 USD

# Related Tencent Cloud Services

Last updated : 2023-07-24 17:30:10

## COS-related fees

If you use a COS bucket as the origin, you need to pay for the traffic going from COS to the EdgeOne node. For more details, see [Traffic Fees](#).

## CLS-related fees

If real-time logging is enabled, you will be charged for the usage of traffic, storage and other items in CLS. For more details, see [Billing Overview](#).

## SSL Certificates-related fees

To switch your site from HTTP to HTTPS, you can [deploy a free certificate to EdgeOne domain](#) (only single-domain certificates are supported). For more advanced certificate services, you can purchase Tencent Cloud SSL certificates. For more details, see [Pricing of SSL Certificates](#).

# Extra Package Description (Prepaid)

Last updated : 2024-08-13 11:05:07

## Extra Package Description

EdgeOne extra packages are divided into security acceleration traffic packages, security acceleration request packages, and value-added service VAU packages, which can be used to deduct overage fees outside the plan. Compared to the pay-as-you-go method, the unit price of EdgeOne extra packages is more favorable. You can choose to buy suitable extra packages according to the actual business consumption.

### Note :

1. Please make sure you have [purchased the EdgeOne plan](#). After purchasing the plan, the extra package can be effective.
2. Extra packages are only applicable to the deduction of usage generated by prepaid personal edition/basic/standard plan, and not applicable to the deduction of usage generated by enterprise plan.
3. Security acceleration traffic packages are only used to deduct [L7 \(Application layer\) traffic](#) and are not applicable to deduct L4 (Transport layer) traffic and exclusive DDoS protection traffic.
4. Security acceleration request packages are only used to deduct [HTTP/HTTPS requests](#) and are not applicable to deduct smart acceleration requests, QUIC requests, and other request fees.
5. Value-added service VAU packages are only used to deduct the usage-based [VAU fee \(pay-as-you-go\)](#). **They are applicable to the deduction of the consumption generated by smart acceleration, QUIC requests, and BOT requests, but are not applicable to the deduction of the custom rule - precise matching policy quotas, rate limiting rule quotas, site quotas, and L4 acceleration instance quotas.**
6. The priority of EdgeOne usage deduction is: In-package quota usage > Extra package usage > Closer expiration time of extra package > Smaller specs of extra package > Post-payment.

## Billing Description

**Payment method:** Prepaid. Purchase first and then deduct.

**Validity period:** Valid within 1 year. For example, if purchased on July 9, 2023, 21:30:00, the valid time is from July 9, 2023, 21:30:00 to July 9, 2024, 21:29:59.

**Deduction type:** According to the deduction type, extra packages can be divided into two types:

**Security acceleration traffic package:** Used to deduct [L7 \(Application layer\) traffic](#) generated by EdgeOne.

**Security acceleration request package:** Used to deduct HTTP/HTTPS requests generated by EdgeOne.

**Value-added service VAU package:** Used to deduct the [VAU fee \(pay-as-you-go\)](#) generated by EdgeOne.

### Note :

- Expiration description:** After the extra package expires, it does not support extension, and the unconsumed traffic or requests will be automatically cleared and cannot be restored, and cannot be used continuously.
- Notification reminder:** A reminder will be sent when the extra package expires or is exhausted.
- Excess post-payment:** The service will not be automatically stopped after the extra package is exhausted or expired, and the usage beyond the extra package will be settled according to the corresponding post-payment price of the service.
- Refund description:** Unexpired and unused extra packages support refunds, and other situations do not support refunds. For details, please refer to the [Refund Description](#).

## Security Acceleration Traffic Package

The security acceleration traffic package is used to deduct [L7 \(Application layer\) traffic](#) generated by EdgeOne. The traffic package does not distinguish between countries and regions, and is deducted globally at different proportions:

Assuming that the customer actually consumes 1 GB in each billing region, different regions will deduct the in-package traffic separately according to the following proportions:

Chinese mainland CN	North America NA	Europe EU	Asia-Pacific 1 AP1	Asia-Pacific 2 AP2	Asia-Pacific 3 AP3	Middle East ME	Africa AA	South America SA
1 GB	1.71 GB	1.71 GB	2.49 GB	2.68 GB	2.78 GB	2.91 GB	2.91 GB	2.91 GB

### Note :

The billing region is divided according to the actual service user's client access to the EdgeOne node in the region, and the mapping relationship between the billing region and the country is detailed in [the Billing Region](#).

### Example description:

#### Security Acceleration Traffic Package Deduction Example

Assuming that the user purchases a 50 GB security acceleration traffic package on July 9, 2023, 00:00:00, and the in-package security acceleration traffic has been exhausted.

From 00:00:00 to 00:05:00 on July 9, 2023, 30 GB of traffic was generated in the Chinese mainland region, and the remaining usage of the security acceleration traffic package is  $50 \text{ GB} - 30 * 1 \text{ GB} = 20 \text{ GB}$ ;

From 00:05:00 to 00:10:00 on July 9, 2023, 10 GB of traffic was generated in the North America region, and the remaining usage of the security acceleration traffic package is  $20 \text{ GB} - 10 * 1.71 \text{ GB} = 2.9 \text{ GB}$ ;

From 00:10:00 to 00:15:00 on July 9, 2023, 1 GB of traffic was generated in the Europe region and Asia-Pacific 1 region, respectively. According to the deduction rule, the Europe region and Asia-Pacific 1 region should deduct 1.71 GB and 2.49 GB, respectively, with a total deduction of 4.2 GB. However, the remaining usage of the security acceleration traffic package is only 2.9 GB. At this time, the remaining usage of the security acceleration traffic package is allocated according to the deduction ratio:

The Europe region deducts the remaining usage of the security acceleration traffic package  $2.9 * 1.71 / (1.71 + 2.49) = 1.18$  GB, and the out-of-package excess traffic generated in the Europe region is  $(1.71 - 1.18) / 1.71 = 0.31$  GB;  
 The Asia-Pacific 1 region deducts the remaining usage of the security acceleration traffic package  $2.9 * 2.49 / (1.71 + 2.49) = 1.72$  GB, and the out-of-package excess traffic generated in the Asia-Pacific 1 region is  $(2.49 - 1.72) / 2.49 = 0.31$  GB.

### Security Acceleration Traffic Package Price

The rate card price for a single purchase of a security traffic package is as follows:

Validity Period	Specification	Price
12 months	50 GB	\$ 2.20
	100 GB	\$ 4.40
	500 GB	\$ 22.00
	1 TB	\$ 44.00
	5 TB	\$ 211.00
	10 TB	\$ 422.00
	50 TB	\$ 1,995.00
	200 TB	\$ 7,040.00
	1 PB	\$ 30,600.00
	5 PB	\$ 153,000.00
	10 PB	\$ 306,000.00
	50 PB	\$ 1,530,000.00

### Security acceleration request package

Security acceleration request package is used to deduct the [HTTP/HTTPS requests](#) generated by EdgeOne Service. The request package does not distinguish between countries and regions, and is deducted globally at a 1:1 ratio.

### Security acceleration request package price

The list price for a single purchase of a security request package is as follows:

Validity Period	Specification	Price
12 months	10 million times	\$ 5.70

	100 million times	\$ 51.00
	1 billion times	\$ 457.00
	10 billion times	\$ 4,000.00
	100 billion times	\$ 28,571.00

#### Security acceleration request package deduction example

Assuming you purchased a security acceleration request package of 10 million times on July 9, 2023, 00:00:00, and the security acceleration requests in the package have been used up.

From 00:00:00 to 00:05:00 on July 9, 2023, 5 million requests were generated in the Chinese mainland region, and the remaining usage of the security acceleration request package is 10 million times - 5 million times = 5 million times;

From 00:05:00 to 00:10:00 on July 9, 2023, 3 million requests were generated in the North America region, and the remaining usage of the security acceleration request package is 5 million times - 3 million times = 2 million times;

From 00:10:00 to 00:15:00 on July 9, 2023, 3 million requests and 2 million requests were generated in the Europe region and Asia-Pacific 1 region, respectively. According to the deduction rule, a total of 5 million times need to be deducted, but the remaining usage of the security acceleration request package is only 2 million times. At this time, the remaining usage of the security acceleration request package is allocated according to the deduction ratio:

The Europe region deducts the remaining usage of the security acceleration request package by  $200 * 300 / (300 + 200) = 1.2$  million times, and the Europe region generates an excess of  $3 \text{ million} - 1.2 \text{ million} = 1.8$  million times outside the package;

The Asia-Pacific 1 region deducts the remaining usage of the security acceleration request package by  $200 * 200 / (300 + 200) = 800,000$  times, and the Asia-Pacific 1 region generates an excess of  $2 \text{ million} - 800,000 = 1.2$  million times outside the package.

### Value-Added Service VAU Package

The value-added service VAU package is used to deduct the [VAU fee \(pay-as-you-go\)](#). The VAU package does not distinguish between countries and regions, and is deducted globally at a 1:1 ratio.

### Value-Added Service VAU Package Price

The list price for a single purchase of a value-added service VAU package is as follows:

Validity Period	Specification	Price
12 months	500 units	\$ 7.15
	2,500 units	\$ 35.75
	5,000 units	\$ 71.50
	20,000 units	\$ 286.00

	50,000 units	\$ 715.00
	250,000 units	\$ 3,575.00
	500,000 units	\$ 7,150.00
	5,000,000 units	\$ 71,500.00

### Value-Added Service VAU Package Deduction Example

Assume that you purchased a value-added service VAU package of 2,500 units at 00:00:00 on July 9, 2023.

From 00:00:00 to 00:05:00 on July 9, 2023, 40 million QUIC requests were generated in the Chinese mainland region. According to the settlement rules of the [VAU Fee \(Pay-as-You-Go\)](#), each 1,000,000 requests are converted to 1 units, so 2,000 units were consumed. The remaining usage of the value-added service VAU package is 2,500 units - 2,000 units = 500 units.

From 00:05:00 to 00:10:00 on July 9, 2023, 3 million smart acceleration requests were generated in the North America region. According to the settlement rules of the [VAU Fee \(Pay-as-You-Go\)](#), each 1,000,000 requests are converted to 1 unit, so 300 units were consumed. The remaining usage of the value-added service VAU package is 500 units - 300 units = 200 units.

From 00:10:00 to 00:15:00 on July 9, 2023, 3 million BOT requests and 200 million times of Smart acceleration requests were respectively generated in the Europe region and Asia-Pacific 1 region. According to the settlement rules of the [VAU Fee \(Pay-as-You-Go\)](#), 300 units and 200 units were consumed respectively, but the remaining usage of the value-added service VAU package is only 200 units. At this time, the remaining usage of the value-added service VAU package is allocated according to the deduction ratio:

The remaining usage of the value-added service VAU package deducted for the Europe region is  $200 * 300 / (300 + 200) = 120$  units, so the excess VAUs generated in the Europe region are  $300 - 120 = 180$  units.

The remaining usage of the value-added service VAU package deducted for the Asia-Pacific 1 region is  $200 * 200 / (300 + 200) = 80$  units, so the excess VAUs generated in the Asia-Pacific 1 region are  $200 - 80 = 120$  units.

## Extra package deduction description

### Effective time

**Deduction effective time:** The effective time of the EdgeOne extra package is the integer moment 5 minutes before the purchase, and the expiration time is the effective time plus the validity of the extra package, which can only deduct the usage generated after the extra package takes effect.

#### Extra package effective time example

Assuming you generated 10 GB of traffic consumption between 13:05:00 and 13:10:00 on July 9, 2023, and 20 GB of traffic consumption between 13:10:00 and 13:15:00. You purchased a 100 GB security acceleration traffic package with a validity of 12 months at 13:13:07 on July 9, 2023. The effective time of the security acceleration traffic package

is: July 9, 2023, 13:10:00, and the expiration time is July 9, 2024, 13:09:59, which can deduct the 20 GB usage generated between 13:10:00 and 13:15:00.

## Deduction order

**Deduction range:** The purchased extra package can deduct the usage of all sites under the personal plan, basic plan, and standard plan of the current account using the EdgeOne Service.

1. Billing usage will be deducted first from the quota usage in the package, and the extra package usage will be deducted only after the package quota usage is exhausted.
2. The deduction order of EdgeOne usage is package quota usage > extra package usage > extra package with closer expiration time > extra package with smaller specs > postpaid.
3. Extra packages are deducted in order of expiration time from near to far. When the expiration time is the same, they are deducted according to the size of the specs, from small to large. When the expiration time and specs are the same, no further distinction is made.

Extra package deduction order example

Assuming you currently have 3 security acceleration traffic packages:

- A: The specs are 1 TB, the effective time is July 8, 2023, 00:00:00, and the expiration time is July 7, 2024, 23:59:59;  
B: The specs are 50 GB, the effective time is July 8, 2023, 00:00:00, and the expiration time is July 7, 2024, 23:59:59;  
C: The specs are 100 GB, the effective time is July 6, 2023, 00:00:00, and the expiration time is July 5, 2024, 23:59:59.

The deduction priority of the three traffic packages is: C > B > A.

# Subscriptions

## Purchase Guide

Last updated : 2023-07-24 17:31:46

This document guides you through the steps of purchasing an EdgeOne plan. Choose a plan that suits your needs by referring to [Comparison of EdgeOne Plans](#). Note that this article only explains the purchase of resources required for using EdgeOne. For details about other cloud services, see [Fees for Other Cloud Services](#).

## Prerequisites

[Sign up for a Tencent Cloud account](#).

## Purchasing

### Method 1: Purchase a plan when adding sites

When you add a site to EdgeOne, choose to associate it with a new plan. For more information, see [Quick Start](#).

### Method 2: Purchase a plan on the Tencent Cloud EdgeOne purchase page

You can also purchase a plan on the EdgeOne purchase page.

#### Subscribing to a Personal/Basic/Standard plan

1. Go to the [Tencent Cloud EdgeOne purchase page](#) and click the **TEO Monthly Plan** tab.
2. Select the plan type and validity.

Configuration	Description
Plan	Select a preferred plan: Personal, Basic, or Standard.
Purchase Period	Select a purchase period: 1 month - 3 years. Select <b>Enable monthly auto-renewal via your account</b> as needed.

## Tencent Cloud EdgeOne(TEO)

[Back to Product Details](#)

## TEO Monthly Plan

## Purchase Notes

billing rules	The monthly subscription plans offered by the Tencent Cloud EdgeOne provide different security acceleration capabilities based on the subscribed version. The plans support automatic continuation of the security acceleration service.
refund rules	Within the first 5 days of purchasing a new plan, if no secure traffic or secure request consumption has occurred, the plan supports a partial refund of the remaining days' charges. In other circumstances.
other information	Upon successful subscription to a plan, you will receive complimentary secure traffic and secure request quotas. These allocations are only applicable to usage incurred by the current month. Any usage exceeding the allocated quotas will be settled based on postpaid pricing.

## Select Plan

Attention

- The Personal/Basic/Standard only supports binding one website, and once it is bound, it cannot be unbound.
- The complimentary secure traffic and secure request quotas provided with the plan have a validity period of one month. Any unused quota at the end of the month will not carry over. Allocation of free quota will be provided at the beginning of each month.
- The complimentary secure data and request allocations included in the plan are globally applicable. However, the proportion of data deduction varies across different regions. China 1:1.71, Europe 1:1.71, Middle East, Africa and South America 1:2.91, Asia Pacific 1 1:2.49, Asia Pacific 2 1:2.68, Asia Pacific 3 1:2.78. As for request allocations, the deduction ratio is 1:1 globally.

Plan

	Item	Personal Provide DDoS/basic CC protection and layer-7 dynamic/static acceleration services. It's applicable to small websites.	Basic Provides DDoS/CC protection and layer-7 dynamic/static acceleration services. It's applicable to small and medium-sized websites.	Standard <b>recommend</b> Provide DDoS/CC protection and layer-7 dynamic/static acceleration services. It's applicable to medium and large-sized websites.	Enterprise Provide exclusive dynamic/static acceleration services. It's applicable to large websites and custom
Complimentary Quotas	Security acceleration traffic/Security acceleration requests/Sites	Security acceleration traffic: 50GB Security acceleration requests: 3M times Sites: 1	Security acceleration traffic: 500GB Security acceleration requests: 20M times Sites: 1	Security acceleration traffic: 3TB Security acceleration requests: 50M times Sites: 1	Customized Pricing
Basic platform functions	Content delivery network	✓	✓	✓	✓
	Default DDoS protection	✓	✓	✓	✓
	Basic CC protection(Default rate limit)	✓	✓	✓	✓
	Web Security Protection – Basic access control	✓	✓	✓	✓
Value-added services	Smart acceleration	✓	✓	✓	✓
	QUIC	✓	✓	✓	✓
	Real-time logs	✓	✓	✓	✓

TEO Monthly Plan

3. Select **I have read and agree to** [EdgeOne Service Level Agreement and Refund Policy](#). Click **Buy now**.

4. Check the information, select a voucher (if available), and click **Submit Order**.

## Subscribing to an Enterprise plan

EdgeOne Enterprise is now only available to beta users. To try it out, please do the following:

Contact us by sending the [online request form](#).

Email us the [PDF request form](#) to eo\_op@tencent.com.

We will get back to you as soon as possible.

# Extra Package Purchase Guide

Last updated : 2023-08-08 15:59:15

EdgeOne Extra packages are divided into Security acceleration traffic packages and Security acceleration request packages, which can be used to offset the extra fees outside the plan. Compared to the post-paid method, the unit price of EdgeOne Extra packages is more favorable. You can purchase suitable Extra packages based on your actual business consumption. For an introduction to Extra packages, please refer to [Extra Package Introduction \(Prepaid\)](#).

## Prerequisites

1. Before purchasing an Extra package, you need to [sign up a Tencent Cloud account](#).
2. Before purchasing an Extra package, please make sure you have [purchased an EdgeOne Plan](#). After purchasing the Plan, the Extra package can be effective.

## Purchase method

1. Log in to the [EdgeOne console](#), click on "**Purchase Extra Package**" on the Extra Package Management page to enter the [EdgeOne Extra Package purchase page](#).

**Extra Package Overview**

**Security Acceleration Traffic Package** 0 B / 0 B **Security Acceleration Request Package**

■ Traffic Usage

**Extra Package Details**

[Purchase Extra Package](#)

Type ▾	Specs ▾	Usage Situation	Valid at ⬆	Expiration
No data yet				

Total items: 0

2. Select the Type, Validity period, specs, and quantity of the Extra package, and check the Automatic renewal on demand. (If the Automatic renewal of a certain specs package has been enabled under the current account, you cannot enable the Automatic renewal of the same Type of Extra package on the purchase page)
3. Check the box to agree to the Service Level Agreement, and click "Buy Now".

### Select Configuration

**Attention**

- ✓ Unused and unexpired Extra Packages are eligible for self-service refunds.
- ✓ Applicable only to traffic billing mode
- ✓ Applicable only to prepaid
- ⓘ After the Extra Package is used up or expires, it will be billed at the list price on a postpaid basis.
- ⓘ Security Acceleration Request Packages are glo
- ⓘ Security Acceleration Traffic Packages are deducted at different ratios: Mainland China (1:1), North America and Europe (1:1.71), Middle East, Africa, and S Asia-Pacific 3 (1:2.78)

**Extra Package Type**

Security Acceleration Traffic Package

Security Acceleration Request Package

**Validity Period**

12 months

Once the purchase is successful, it will take effect immediately, and the validity period will be 12 months starting from the effective time.

**Specs**

50GB

100GB

500GB

1TB

5TB

10TB

50TB

10PB

50PB

Extra Packages are used to deduct L7 (application layer) traffic or HTTP/HTTPS request counts generated by EdgeOne.

**Purchase Quantity**

— 1 +

You can purchase up to 100 at a time.

**Auto-renewal**

☐ When the account balance is sufficient, it will automatically renew after Extra Packages being used up or expired.

5% discount

**Terms of Agreement**

☒ I have read and agree to [《EdgeOne Service Level Agreement》](#)

Securi

4. You will be redirected to the order payment confirmation page. If you have a cash voucher, you can check the box to use it, and then click "submit order".
5. After submitting the order, select the corresponding payment method to complete the payment.

# Renewals

## Renewal Guide

Last updated : 2023-12-01 10:11:17

You can renew your prepaid plans (Personal/Basic/Standard) manually before the expiration time, or enable auto-renewal for the plans. You can renew the plan in the Billing Center or EdgeOne console.

For steps to renew in [Billing Center > Renewal Management](#), see [Renewal](#).

To manage renewals in [EdgeOne console > Plan Management](#), see the instructions below.

### Note:

If the current resource is out of service, you need to manually enable the site after renewal to restore business services.

## Manual Renewal

You can manually renew a single plan or multiple plans in a batch.

Single Plan

Multiple Plans

1. Log in to the [EdgeOne console](#) and select **Plan Management** on the left sidebar.
2. On the page that appears, select a plan to renew and click **Renew now**.



3. In the pop-up window, select the renewal period, agree to the service terms, and click **OK**.

### Renewing plans

Renewing the following plans:

Plan information	Bound ...	Expiration time	Renewal period				New expiration tim
<div><div></div><div>Personal / edgeone-2kx1wmpal9...</div></div>	xhhour...	2023-08-10 15:24:59	<div><div>—</div></div>	<div><div>1</div></div>	<div><div>+</div></div>	Month	2023-09-10 15:24:59

☒ I have read and agree to [EdgeOne Service Level Agreement](#) 

4. On the confirmation page, select the box that says **Use promo voucher** if there's any, and click **Submit Order**.

## Please confirm the following product information

### Product List

#### EdgeOne Plan Renew

Plan type: Personal  
Operation type: Renew

Unit Price: 4.20USD/month  
Quantity: 1  
Payment Mode: Prepaid  
Term: 1month

### Discounts and Vouchers

☐ Use promo voucher

No available Promo voucher

### Check

EdgeOne

Upfront P  
Tax:

Total

5. When the order is submitted, select a payment method and pay fees.

1. Log in to the [EdgeOne console](#) and select **Plan Management** on the left sidebar.

2. On the page that appears, select plans to renew and click **Batch renew**. See the figure below:

auto-renew management Batch renew

Plan information	Bound sites	Plan usage	Plan time
<input checked="" type="checkbox"/> Personal / edgeone-		Security acceleration traffic: 200.37 TB / 50 GB Security acceleration reque... 347.8 M times / 3 M ti...	Subscribe at:2023-07-10 15:25:00 Expiration date:2023-08-10 15:24:59
<input checked="" type="checkbox"/> Personal / edgeone-		Security acceleration traffic: 3.02 TB / 50 GB Security acceleration reque...228.75 M times / 3 M ti...	Subscribe at:2023-07-18 11:05:00 Expiration date:2023-08-18 11:04:59

3. In the pop-up window, select the renewal period, agree to the service terms, and click **OK**. See the figure below:

### Renewing plans

Renewing the following plans:

Plan information	Bound ...	Expiration time	Renewal period	New expiration time
Personal / edgeone-		2023-08-10 15:24:59	<span>—</span> 1 <span>+</span> Month	2023-09-10 15:24:59
Personal / edgeone-		2023-08-18 11:04:59	<span>—</span> 1 <span>+</span> Month	2023-09-18 11:04:59

☒ I have read and agree to [EdgeOne Service Level Agreement](#)


4. On the confirmation page, select the box that says **Use promo voucher** if there's any, and click **Submit Order**.

## Please confirm the following product information

### Product List


#### EdgeOne Plan Renew

Plan type: Personal  
Operation type: Renew

Unit Price:   
Quantity: 1  
Payment Mode: Prepaid  
Term: 1month

#### EdgeOne Plan Renew

Plan type: Personal  
Operation type: Renew

Unit Price:   
Quantity: 1  
Payment Mode: Prepaid  
Term: 1month

### Discounts and Vouchers

☐ Use promo voucher

No available Promo voucher

### Cr

EdgeOne  
EdgeOne

Upfront  
Tax:

Total

5. When the order is submitted, select a payment method and pay fees.

## Auto-Renewal

You can enable auto-renewal to have the plans renewed automatically. Once a plan has auto-renewal enabled, it will automatically renew for one month before the expiration date. Make sure you have sufficient account balance, otherwise the auto-renewal will fail. The following steps describe how to enable auto-renewal:

Single Plan

Multiple Plans

1. Log in to the [EdgeOne console](#) and select **Plan Management** on the left sidebar.
2. On the page that appears, select a plan to auto-renew and toggle on the switch



<input type="checkbox"/> Plan information ▾	Bound sites	Plan usage	Plan time
<input type="checkbox"/> <a href="#">Personal / edgeone-2kx1w...</a>	xhhour.work	Security acceleration traffic: 200.37 TB / 50 GB Security acceleration reque... 347.8 M times / 3 M ti...	Subscribe at:2023-07-10 15:25:00 Expiration date:2023-08-10 15:24:59

3. In the pop-up window, check the price and click **OK**.

### Renewing plans

- Auto-renewal is triggered upon the expiration of the plan.
- If auto-renewal fails due to insufficient account balance, the system will retry renewing until the auto-renewal succeeded or the re...
- You can cancel auto-renewal at any time. If it's cancelled, you will still receive a message reminder when the renewal fails.

The auto-renewal status of the following plans will be modified shortly.

Plan information	Bound sites	Price	Expiration time
<a href="#">Personal / edgeone-</a>			2023-08-10 15:24:59

[open auto-renew](#) [Cancel](#)

4. When the auto-renewal is successful, a message pops up in the top right corner and the toggle changes to



<input type="checkbox"/> Plan information ▾	Bound sites	Plan usage	Plan time
<input type="checkbox"/> <a href="#">Personal / edgeone-2kx1w...</a>	xhhour.work	Security acceleration traffic: 200.37 TB / 50 GB Security acceleration reque... 347.8 M times / 3 M ti...	Subscribe at:2023-07-10 15:25:00 Expiration date:2023-08-10 15:24:59

1. Log in to the [Tencent Cloud EdgeOne console](#) and select **Plan Management** on the left sidebar.
2. On the page that appears, select plans and toggle on auto-renewal.

auto-renew management		Batch renew	
Plan information	Bound sites	Plan usage	Plan time
<input checked="" type="checkbox"/> Personal / edgeone		Security acceleration traffic: 200.37 TB / 50 GB Security acceleration reque... 347.8 M times / 3 M ti...	Subscrib at:2023-07-10 15:25:00 Expiration date:2023-08-10 15:24:59
<input checked="" type="checkbox"/> Personal / edgeone-		Security acceleration traffic: 3.02 TB / 50 GB Security acceleration reque...228.75 M times / 3 M ti...	Subscrib at:2023-07-18 11:05:00 Expiration date:2023-08-18 11:04:59

3. In the pop-up window, check the price and click **OK**.

### Renewing plans

- Auto-renewal is triggered upon the expiration of the plan.
- If auto-renewal fails due to insufficient account balance, the system will retry renewing until the auto-renewal succeeded or the re
- You can cancel auto-renewal at any time. If it's cancelled, you will still receive a message reminder when the renewal fails.

The auto-renewal status of the following plans will be modified shortly.

Plan information	Bound sites	Price	Expiration time
Personal / edgeone-			2023-08-10 15:24:59
Personal / edgeone-			2023-08-18 11:04:59

open auto-renew

Cancel

#### Note:

You can **Delete** plans if you don't want to enable Auto-renewal for them.

4. When the auto-renewal is successful, a message pops up in the top right corner and the toggle changes to



<input type="checkbox"/> Plan information ▾	Bound sites	Plan usage	Plan time
<input type="checkbox"/> <a href="#">Personal / edgeone-</a>		Security acceleration traffic: 200.37 TB / 50 GB Security acceleration reque... 347.8 M times / 3 M ti...	Subscrib at:2023-07-10 15:25:00 Expiration date:2023-08-10 15:24:00
<input type="checkbox"/> <a href="#">Personal / edgeone-</a>		Security acceleration traffic: 3.02 TB / 50 GB Security acceleration reque...228.75 M times / 3 M ti...	Subscrib at:2023-07-18 11:05:00 Expiration date:2023-08-18 11:04:00

## Note

If Auto-renewal is enabled, plans are automatically renewed 1 day before the expiration date.

If the account balance/credit is not enough for the renewal, the system retries renewing until it is successful or the plan is terminated.

To batch enable/disable Auto-renewal, the auto-renewal setting of all selected plans must be the same.

## Related Documents

[Overdue Payments and Service Suspension](#)

# Extra Package Auto-renewed Guide

Last updated : 2023-11-23 20:46:28

## Extra Package Renewal

EdgeOne extra packages support auto-renewal. When the auto-renewal function is enabled, it means that the extra package will be automatically renewed when it is used up or expires. When your account balance is sufficient, the system will automatically purchase a new extra package with the same specs and validity period as the original extra package according to the auto-renewal rules.

### Auto-renewal rules

1. Extra packages with auto-renewal enabled will enjoy a 5% discount on the price for the first purchase and auto-renewal;
2. The specs and validity period of the extra package purchased through auto-renewal will be consistent with the original extra package set for auto-renewal;
3. If the account balance is insufficient and the extra package renewal fails, the auto-renewal status of the extra package will be changed to off, and the usage that cannot be deducted by the extra package will be billed according to the postpaid tiered pricing in each region. For details, please view the [Fees for Out-of-plan Resource Usage \(Pay-as-You-Go\)](#).
4. Only one extra package of the same type can be set for auto-renewal. If the setting is repeated, it will replace the original setting. For example, if the 100 GB security acceleration traffic package has already enabled auto-renewal, and you set the 500 GB security acceleration traffic package, it will directly overwrite the previous setting. The same applies to security acceleration request packages.
5. After the auto-renewal of the extra package is enabled, the same specs and validity period of the extra package will be automatically renewed after it is used up<sup>Note 1</sup> or expires<sup>Note 2</sup>.

#### Note :

##### Note 1:

If the renewal is triggered by the extra package being used up, it will be judged whether there are other available extra packages in the current account. If there are, the other available extra packages will continue to be consumed until all available extra packages are used up, and then the same specs and validity period of the extra package will be renewed. If there are none, the renewal will be done directly.

##### Note 2:

If the renewal is triggered by the expiration of the extra package, the same specs and validity period of the extra package will be automatically renewed after the usage settlement is completed within the corresponding settlement

cycle of the expiration time. For example, if it expires at 11:20 on July 30, 2023, the renewal operation will be executed after the usage settlement is completed between 11:00 and 12:00.

Example:

Suppose you purchased a security acceleration traffic package with a specs of 500 GB and a validity period of 12 months at 23:00:00 on July 9, 2023. The expiration time of this traffic package is 22:59:59 on July 9, 2024. If you enable auto-renewal for this traffic package, it will either be renewed with a specs of 500 GB and a validity period of 12 months when it is used up or at 23:00:00 on July 9, 2024.

## Auto-renewal operation

You can enable auto-renewal through Tencent Cloud EdgeOne console > Extra Package Management. Please refer to the following document for detailed steps:

1. On the Extra Package Management page, select the extra package that needs to be auto-renewed, and click the auto-renewal status button, as shown in the figure below:

**Extra Package Overview**

**Security Acceleration Traffic Package** 0 B / 50 GB **Security Acceleration Request Package**

■ Traffic Usage ■ Request Usage

**Extra Package Details**

[Purchase Extra Package](#) [Available Extra](#)

Type ▾	Specs ▾	Usage Situation	Valid at ⌵	Expiration time ↑	Status ▾	At
Security Acceleration Traffic Package	50 GB	Security acceleration traffic: 0 B / 50 GB	2023-08-06 19:20:00	2024-08-06 19:19:59	In use	


Total items: 1 10 / page

2. In the auto-renewal window, confirm the information of the extra package to be renewed, and click **auto-renewal**.

### Auto-renew Extra Package

- Setting up auto-renewal for Extra Packages will enjoy a 5% discount.
- Auto-renewal will be cancelled automatically if it fails. To ensure successful auto-renewal, make sure that you have a sufficient balance.
- You can cancel auto-renewal at any time. You will receive a message from Tencent Cloud whether the renewal is successful or not.
- The specs and validity period of the renewed Extra Package will be consistent with the Extra Package set for auto-renewal.

The following Extra Packages will be set for auto-renewal.

Extra Package Type	Specs	Valid at	Expiration time	Price
Security Acceleration ...	50 GB	2023-08-06 19:20:00	2024-08-06 19:19:59	

[open auto-renew](#)[Cancel](#)

3. If there is already a Type data package with automatic renewed setting, click continue in the pop-up reconfirm window after confirming correctly.

# Overdue and Expiration Policies

Last updated : 2023-07-24 16:57:49

## Note

If you are a customer of a Tencent Cloud partner, the rules regarding resources when there are overdue payments are subject to the agreement between you and the partner.

## Notifications and Alerts

### Account Overdue Notice

When your account balance or credit is not enough to pay for the PAYG resources, your account goes overdue. In this case, notices are sent to recipients specified in [Message Center](#) according to your preset configuration (phone calls, SMS, emails, and Message Center messages).

### Plan Expiration Alerts

1. For prepaid EdgeOne plans, notices are sent 7 days before the expiration date to recipients specified in [Message Center](#) according to your preset configuration (phone calls, SMS, emails, and Message Center messages).
2. Meanwhile, a reminder is displayed on the [Plan Management page](#) in the EdgeOne console.

<input type="checkbox"/> Basic / edgeone-70451... 70451...		Security acceleration traffic: 697.41 KB / 500 GB	Subscribe at:2023-06-21
		Security acceleration requests:1.99 K times / 20 M times	Expiration date:2023-07
			It is less than 24 hours disabled, please renew

## Service Suspension Policies

The EdgeOne service under your account is suspended when your prepaid EdgeOne plan expires for over 24 hours or your Tencent Cloud account remains negative for over 24 hours. After that, all EdgeOne features are not available. You can only view resources. To ensure your normal use of EdgeOne, keep an eye on the plan status and account balance. [Renew your plan](#) and [top up your account](#) when needed.

### Account overdue

If your Tencent Cloud account stays overdue for over 24 hours, the EdgeOne service is suspended. You can [top up or make up the overdue payment](#) to resume the service.

### Plan expiration

When a prepaid plan expires, and it is not renewed within 24 hours, the plan becomes **Isolated** and the EdgeOne service is not available. [Renew](#) the plan to recover the service.

## Resource termination

After the service suspension, your EdgeOne resources will be stored for 60 days. Within this period, you can [renew the plan](#) or [make up the overdue payment](#) to resume the service. After that, your resources will be released and all related configurations will be **deleted permanently**.

# Refund Policy

Last updated : 2024-04-16 17:15:32

## Prepaid Plan Refund Instructions

After purchasing the EdgeOne prepaid plan (Personal/Basic/Standard version), if you use less than 10 MB of package flow within 5 days with the number of requests less than 1000 times, you can be refunded part of the fee according to the remaining days within 5 days, and refund is not supported in other cases.

For refund scenario orders with less than 10 MB of package flow and less than 1000 requests used within 5 days, the refund amount is the full amount of consumption spent at the time of purchase, including the cash account amount, the income transfer account amount and the gift account amount.

User accounts suspended for policy violations are not eligible for refunds.

Tencent Cloud has the right to decline a refund request if suspected abuse is detected.

Vouchers are non-refundable. Non-voucher payments will be proportionally refunded to the payer's Tencent Cloud account using the original payment method (cash or free credit).

### Note

1. To get a refund for an Enterprise plan, [submit a ticket](#).
2. Renewed orders currently do not support self-service refunds. If you have a renewed order and it has not yet started effective, please [contact us](#) for a refund.

## Requesting for Refund

1. Log in to the [Tencent Cloud EdgeOne console](#), and choose **Billing Management > Package Management** on the left sidebar.
2. Select the package that meets the refund policy for **Self-service refund**.


<input type="checkbox"/> Personal / edgeone-2q9p... superhugh.cn		Security acceleration traffic: 0 B / 50 GB	Subscrib at:2023-11-22 14:50:00
		Security acceleration requests: 0 times / 3 M times	Expiration date:2023-12-22 14:49:59

3. After double-checking the refund amount, click OK to start the refund application process.

## Self-service refund for the plan

- The refund amount will be returned to your Tencent Cloud account through the original payment method. The refund will be calculated proportionally based on the remaining valid days of the package, considering the total amount of purchase, including cash account balance, earnings transfer account balance, and gift account balance (gift vouchers will not be refunded) [Refund Policy](#)

### Refund the following plan

plan version	Plan ID	Valid at	Expiration time
Personal	edg 	2023-11-22 14:50:00	2023-12-22 14:49:5

[OK](#)[Cancel](#)

4. Go to the refund page and click **Confirm Unsubscription** to complete the refund process.

### Note:

1. The self-service refund of EdgeOne Prepaid Plan (Personal/Basic/Standard version) must meet the following conditions:

It should be within 5 days from the effective date of purchase. For example, if it is purchased at 19:00:00 on November 09, 2023, the latest refund time is 19:00:00 on November 14, 2023.

The data usage included in the plan does not exceed 10 MB.

The number of requests included in the plan cannot exceed 1000 times.

2. If there is a delay in billing usage settlement, you need to disable the service before initiating the self-service refund. Wait until all billing usage settlement is completed, and ensure that the usage traffic does not exceed 10 MB and the requests do not exceed 1000 times. Then the self-service refund can be initiated normally.

## Refund Example

User A purchased the Personal Edition Plan (1.4 USD) on November 9, 2023, at 19:00:00, using a coupon for 0.4 USD payment and the remaining 1 USD from the balance. The deadline for a refund within 5 days should be November 14, 2023, at 18:59:59, and a refund application can only be made if the traffic usage in the package is less than 10 MB and the number of requests is less than 1000. If the user applies for a refund on November 10, 2023, at 18:00:00, the actual refundable amount would be  $1 * (30-1) / 30 = 0.97$  USD.

# Extra Package Refund Instructions

## Refund Rule

For a single account, unexpired and unused extra packages are refundable.

Once used, refunds and extensions are not supported.

In case of suspected abnormal or malicious refunds, Tencent Cloud has the right to refuse your refund application.

For orders that match the refund scenario, the refund amount is the full amount of consumption spent at the time of purchase, including the cash account amount, the income transfer account amount and the gift account amount.

### Note :

1. Deductions or cash coupons are not refundable.
2. The refund amount will be returned to your Tencent Cloud account in full.

## Refund Method

1. Log in to the Tencent Cloud EdgeOne console, and click Extra Package Management in the left navigation bar.
2. Click **Refund** at the refundable extra package that meets the conditions.

Extra Package Details						
<a href="#">Purchase Extra Package</a>				<a href="#">Available t</a>		
Type ▾	Specs ▾	Usage Situation	Valid at ↕	Expiration time ↑	Status ▾	
Security Acceleration Traffic Package	50 GB	Security acceleration traffic: 0 B / 50 GB	2023-08-06 20:15:00	2024-08-06 20:14:59	In use	
Total items: 1						10 ▾ / page

3. In the Self-service Refund Window, confirm the refund notice and click OK.

### Self-service refund for Extra Packages

- Within the validity period, unused Extra Packages support self-service refunds; once used, they are non-refundable.
- The refund amount will be returned to your Tencent Cloud account through the original payment method.
- The refund amount includes the entire consumed amount spent at the time of purchase, including cash account balance, transfer account balance, and gift account balance (deductions or vouchers will not be refunded).

#### The following Extra Packages will be refunded soon

Extra Package Type	Specs	Valid at	Expiration time	Extra Packages
Security Acceleration ...	50 GB	2023-08-06 20:15:00	2024-08-06 20:14:59	1

OK

Cancel

4. Go to the refund confirmation page, confirm the information is correct, and click **Confirm Refund**.

5. In the Reconfirm Refund Popup, click Confirm Refund.

## Refund of Other Fees

Other EdgeOne fees, excluding plan fees and extra package fees, are postpaid and do not support refunds within 5 days.

# Usage Cap Policy

Last updated : 2024-02-23 14:50:49

## Feature Overview

Once you've exhausted the [Plan Fees](#) and the [Extra Package Description \(Prepaid\)](#), you'll transition to EdgeOne's [Fees for Out-of-plan Resource Usage \(Pay-as-You-Go\)](#). If you're concerned about potentially high costs due to abnormal traffic in your operations, a usage cap policy can be implemented to control the traffic and requests for your service.

EdgeOne periodically calculates business traffic and request numbers. You can independently configure the thresholds for business traffic and request numbers. When the usage consumption generated within the statistical period reaches the alert threshold you configured, EdgeOne will push a notification to inform you and immediately disable EdgeOne secure acceleration services to avoid incurring more abnormal charges.

### Note:

1. The usage cap configuration takes effect with some delay (approximately 10 minutes), and during this period, the incurred consumption will be billed normally.
2. Usage cap policies are calculated based on the subdomain dimension. When the effective scope is set to a site or all subdomains, it means that all subdomains under the site share a single usage cap policy.
3. When both traffic and request policies exist for the same domain, triggering the threshold for either one will result in the deactivation of the domain's service.
4. Currently, only L7 (application layer) traffic and HTTP/HTTPS request configuration support usage capping policies. L4 (transport layer TCP/UDP applications) traffic and other value-added services such as QUIC, BOT, etc., are not supported at present.

## Directions

1. Log in to the [EdgeOne console](#). In the left menu bar, click on the **Site List**. Within the site list, click on the **site** for configuration, entering the site details page.
2. On the site details page, click on **Usage Policy > Usage Capping Policy**. This will take you to the Usage Cap Policy page. Click on **Add capping policy**.

- After the statistical period generates consumption exceeding the set threshold, the service will be disabled. You can adjust the upper threshold first, **domain management page**
  - There is a certain delay (about 10 minutes) for the usage cap configuration to take effect. During this period, the generated consumption will be billed normally.
  - The capping strategy is calculated based on the subdomain dimension. When site or all subdomains are selected to take effect, it means that all subdomains under the site share
  - When traffic strategy and request count strategy for the same domain exist at the same time, the domain service will be disabled as long as one of them reaches the threshold.

Add capping policy

Enter acceleration c

Policy ID	Effective range	Statistical period	Policy type	Capping threshold	Action	Custom threshold
	Subdomain of the current site	5 minutes	L7 traffic	50 GB	Stop service	10%
	zts.hughdszhou.club	5 minutes	L7 traffic	50 GB	Stop service	10%
Total items: 2						

3. In the **Add capping policy** window, configure the cap policy based on your actual requirements.

Add capping policy

Effective range

Subdomain

Please select

Simultaneously apply to subdomains you selected, sharing a common usage capping policy.

Statistical period

☒ 5 minutes

☐ hour

☐ day

Accumulation of usage is conducted within the time granularity of the statistical period.

Capping configuration

HTTP/HTTPS request count

−

300

+

10 thousand times

Exceeding the threshold

☒ Disable service

Domains exceeding the threshold will have their service disabled and need to be re-enabled in the list.

Custom threshold

−

10

+

%

When the request usage/usage threshold reaches the configured alarm threshold (10% - 90%), a message will be sent.

Save

Cancel

Configuration Item	Description
Scope of Effectiveness	Choose the scope of effectiveness for the cap policy: Site: All subdomains under the site share a single cap policy.

	Subdomain: All selected subdomains share a single cap policy.
Statistics Period	<p>Choose the data statistics period for the cap policy, and periodically compare the statistical data with the capping threshold:</p> <p>5 minutes: Statistics for usage generated within 5 minutes.</p> <p>Hour: Statistics for usage generated within 1 hour.</p> <p>Day: Statistics for usage generated within 24 hours.</p> <p><b>Note:</b></p> <p>When the statistics period is set to "5 minutes," it will calculate usage for each complete 5-minute interval. For example, if you configure and save a L7 traffic capping policy at 15:26:00 on October 25, 2023, the first 5-minute interval will calculate L7 traffic from 15:25:00 to 15:29:59, and the second 5-minute interval will calculate L7 traffic from 15:30:00 to 15:34:59, and so on.</p> <p>When the statistics period is set to "1 hour," it will calculate usage for each complete 1-hour interval. For example, if you configure and save a L7 traffic capping policy at 15:26:00 on October 25, 2023, the first 1-hour interval will calculate L7 traffic from 15:00:00 to 15:59:59, and the second 1-hour interval will calculate L7 traffic from 16:00:00 to 16:59:59, and so on.</p> <p>When the statistics period is set to "day," it will calculate usage for each complete 24-hour interval. For example, if you configure and save a L7 traffic capping policy at 15:26:00 on October 25, 2023, the first day interval will calculate L7 traffic from 00:00:00 to 23:59:59 on October 25.</p> <p>When usage exceeds the set threshold during the statistics period, the service will be disabled. It is recommended to adjust the cap threshold first, then go to the domain management page to re-enable the domain name. Otherwise, the next scan will disable the service again because the usage has exceeded the current cap threshold setting.</p>
Cap Configuration	<p>Choose the policy type for cap configuration. When both the traffic policy and request policy for the same domain exist simultaneously, triggering the threshold for either will disable the domain service:</p> <p>L7 Traffic: Represents setting the highest cap threshold for L7 traffic, with the option to choose units in MB, GB, TB.</p> <p>HTTP/HTTPS Request Number: Represents setting the highest cap threshold for HTTP/HTTPS request numbers, with the option to choose units in ten thousand times, million times, and hundred million times.</p>
Exceeding Threshold	Service Deactivation: Indicates that when the cap threshold is triggered, service will be deactivated for all subdomains within the effective scope.
Alert Threshold	<p>When the usage/usage threshold within the statistical period reaches the configured alert threshold (10% - 90%), an alert message will be issued.</p> <p><b>Note:</b></p> <p>If the alert threshold is already enabled: due to a scanning granularity of 5 minutes, if there is a significant increase in usage within a short period and the value is large, it</p>

is possible that the previous scan has not triggered the percentage alert threshold, and the next scan directly reaches the access threshold. In this scenario, both percentage and access threshold alert notification messages will be sent.

4. After completing the capping policy configuration, click **Save** to deploy the capping policy configuration.

# EdgeOne Plan Upgrade Guide

Last updated : 2023-12-18 14:24:47

After purchasing the prepaid plan of EdgeOne, if you need to upgrade to a higher plan version to unlock more capabilities, you can do so by upgrading. This will upgrade the remaining valid time of your plan to a higher specification plan, unlocking the corresponding service features. This article introduces the operation method and precautions for plan upgrades.

## Upgrade Rules

Currently, only support upgrading from a lower version to a higher version, downgrade is not supported. Upgrading to the Enterprise version is not supported.

After the successful upgrade, the effective time and expiration time of the plan will remain the same as before the upgrade. For example, if you have purchased a plan for multiple months before the upgrade, the remaining valid period of the plan will be upgraded together.

For monthly plans with auto-renewal enabled, the plan will be automatically renewed at the upgraded plan version upon expiration.

### Fee Description

**Upgrade fee** = Incomplete cycle upgrade fee for the currently effective plan + Complete cycle upgrade fee for the purchased but not activated plan

**Incomplete cycle upgrade fee** = (Upgraded plan monthly price - Original plan monthly price) × (Remaining days of the current cycle / Total days of the month)

**Remaining days of the current cycle** = Expiration date of the current plan cycle - Effective date of the current cycle

**Complete cycle upgrade fee** = (Upgraded plan monthly price - Original plan monthly price) × Number of complete cycles

#### Cycle Example

The customer subscribes to a 2-month EdgeOne Personal Edition monthly plan at 15:20:00 on May 9, 2023, which will expire at 15:19:59 on July 9, 2023. The customer upgrades to the Basic Edition at 15:20:00 on May 20, 2023.

**Current cycle:** Refers to the valid cycle of the current plan in effect in the current month, i.e., the cycle from 15:20:00 on May 9, 2023, to 11:59:59 on June 9, 2023.

**Incomplete cycle:** Refers to the remaining valid cycle of the current plan in effect in the current month, i.e., the currently effective cycle from 15:20:00 on May 20, 2023, to 11:59:59 on June 9, 2023, is considered an incomplete cycle.

**Complete cycle:** Refers to the purchased but not activated cycle from 12:00:00 on June 9, 2023, to 15:19:59 on July 9, 2023.

### Upgrade Fee Calculation Example

The customer subscribes to a 2-month EdgeOne Personal Edition (4.2 dollar/month) monthly plan at 15:20:00 on May 9, 2023, which will expire at 15:19:59 on July 9, 2023. The customer upgrades to the Basic Edition (57 dollar/month) at 15:20:00 on May 20, 2023.

The first cycle is an incomplete cycle upgrade, with the following fees:

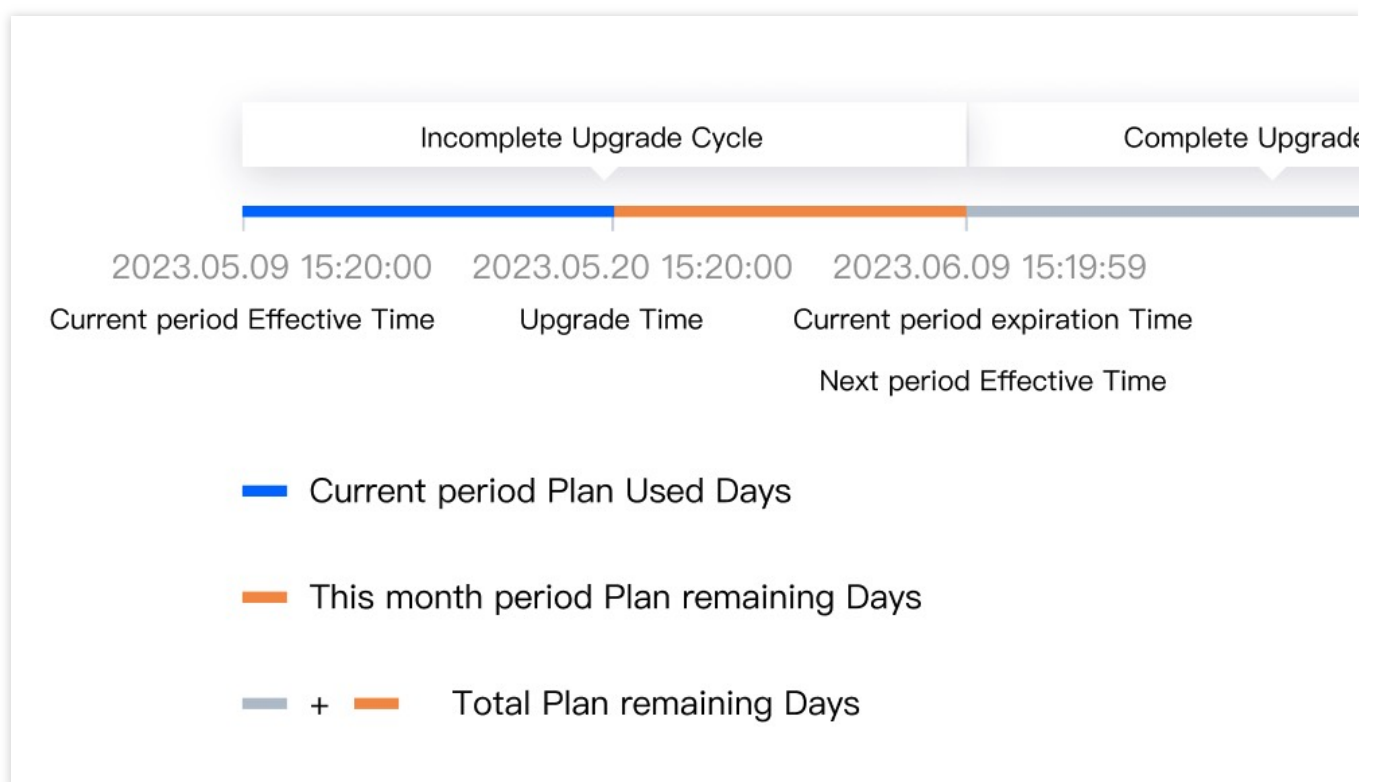
Remaining days of the current cycle = Expiration date of the current cycle - Effective date of the current cycle =  
 $2023.06.09 - 2023.05.20 = 20$  days

Incomplete cycle upgrade fee = (Upgraded plan monthly price - Original plan monthly price)  $\times$  (Remaining days of the current cycle / Total days of the month) = (57 dollar - 4.2 dollar)  $\times$  (20/31) = 36.65 dollar

The remaining cycle is a complete cycle upgrade, with the following fees:

Complete cycle upgrade fee = (Upgraded plan monthly price - Original plan monthly price)  $\times$  Number of complete cycles = (57 dollar - 4.2 dollar)  $\times$  1 month = 52.8 dollar

Upgrade fee = 36.65 dollar + 52.8 dollar = 89.45 dollar



### Quota Usage Description

Quota usage (including security acceleration traffic and security acceleration requests) will be issued in full at the time the plan becomes effective. Therefore, during the upgrade, only the quota usage issued in the current cycle will be reissued, and the quota for the not activated cycle will be issued according to the upgraded plan quota after the cycle becomes effective. The following describes the issuance of the current cycle quota usage:

**Total quota usage after upgrade** = Reissued usage after upgrade + Issued usage before upgrade

**Reissued usage after upgrade** = (Upgraded plan quota usage - Original plan quota usage) × (Remaining time of the current cycle / Total time of the current cycle)

**Remaining time of the current cycle** = Expiration time of the current cycle - Upgrade time

**Total time of the current cycle** = Number of days in the current cycle × 24 × 60 × 60

**Issued usage before upgrade** = Original plan quota usage

**Note :**

1. Billing usage deduction has a certain delay, and the billing usage within the corresponding billing cycle will be deducted from the upgraded plan usage after the upgrade.
2. If multiple months have been purchased before the upgrade, in addition to the reissue of the difference in the current upgrade cycle according to the above logic, the remaining not activated cycles will be issued in full according to the upgraded version usage.

Usage Calculation Example after Upgrade

The customer subscribes to a 2-month EdgeOne Personal Edition monthly plan at 15:20:00 on May 9, 2023, which will expire at 15:19:59 on July 9, 2023. The customer upgrades to the Basic Edition at 15:20:00 on May 20, 2023.

Reissued traffic after upgrade =  $(500 - 50) \times (2023.06.09\ 15:19:59 - 2023.05.20\ 15:20:00) / (31 \times 24 \times 60 \times 60) = 450 \times 1727999 / 2678400 = 290.32\ \text{GB}$

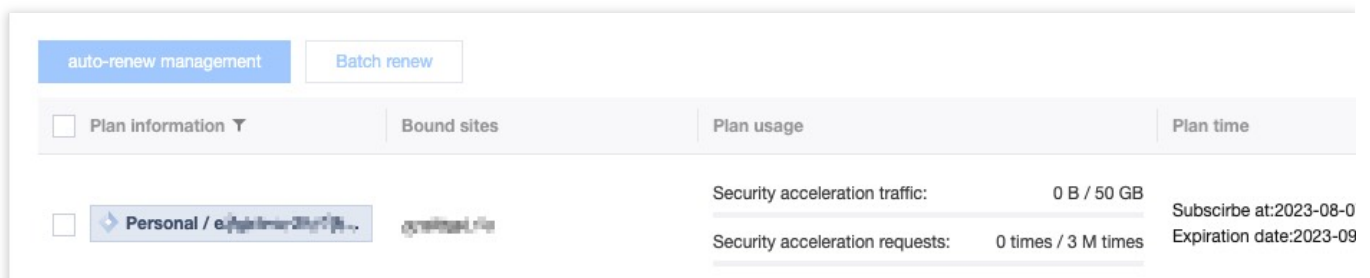
Reissued requests after upgrade =  $(2000 - 300) \times (2023.06.09\ 15:19:59 - 2023.05.20\ 15:20:00) / (31 \times 24 \times 60 \times 60) = 1700 \times 1727999 / 2678400 = 1096.77\ \text{ten thousand times}$

Total traffic after upgrade = 159.68 GB + 50 GB = 209.68 GB

## Upgrade Guide

For example, if your current plan is the Personal Edition plan and you need to upgrade to the Basic Edition plan, you can follow these steps:

1. Log in to the [Tencent Cloud EdgeOne console](#), and in the left navigation bar, click **Plan Management**.
2. On the Plan Management page, select the plan you want to change, and click **Upgrade Plan**.



3. On the Plan Change page, select Upgrade Plan, check the box to agree to the Service Level Agreement, and click OK.

## current plan

Personal ID: edgeone-

Bound

## Quota limits

Sites	1
Security acceleration traffic	50 GB
Security acceleration requests	3 M times

## Core capabilities

✓ Content delivery network	✓ Web Protection
✓ Smart acceleration	✓ Basic CC protection
✓ Platform-level DDoS protection	<a href="#">Auto cleansing</a>

## select a plan to upgrade

## Basic



Provides DDoS/CC protection and layer-7 dynamic/static acceleration services. It's applicable to small and medium-sized websites.

## Quota limits

Sites	1
Security acceleration traffic	500 GB
Security acceleration requests	20 M times

## Core capabilities

- ✓ Everything in Personal, and:
- ✓ Web protection custom rules
  - [Multi-condition configuration](#)
- ✓ Precise CC protection [Rate limit](#)
- ✓ Real-time log shipping
- ✓ Real User Monitoring

## Standard



Applicable to medium and large government and enterprise, e-commerce, financial and other platforms, providing platform-level DDoS/WAF protection and L7 dynamic and static acceleration services.

## Quota limits

Sites	1
Security acceleration traffic	3 TB
Security acceleration requests	50 M times

## Core capabilities

- ✓ Everything in Basic, and:
- ✓ OWASP Top10 managed Rules
- ✓ Alarm Notification
- ✓ Bot Management (paid add-on)

Can't select the right plan? Check out the [Plan Comparison](#) for more options.

☒ I have read and agree to [EdgeOne Service Level Agreement](#)

CI

4. You will be redirected to the Order Payment Confirmation page. If you have coupons, you can check the box to use them, and then click Submit Order.

# Comparison of EdgeOne Plans

Last updated : 2024-08-09 17:43:58

EdgeOne offers four types of plans, including EdgeOne Personal, EdgeOne Basic, EdgeOne Standard and EdgeOne Enterprise. Details of each plan are as below.

## Note:

The following content applies to users who access EdgeOne after June 27, 2023. If you access EdgeOne before June 27, 2023, please [contact us](#) if you have questions about the features supported by your plan.

## Plan price

Item	Personal	Basic	Standard	Enterprise
Price	4.2 USD/month <a href="#">Subscribe now</a>	57 USD/month <a href="#">Subscribe now</a>	590 USD/month <a href="#">Subscribe now</a>	<a href="#">Contact us</a> for custom price

## Extra free quota

Item	Personal	Basic	Standard	Enterprise
Traffic	50 GB	500 GB	3 TB	On-demand
Requests	3 million	20 million	50 million	On-demand
Connected sites	1	1	1	10 Exclusive to the EdgeOne Enterprise
Connected sub-domains	200/site	300/site	500/site	1,000/site

## Basic services

Item	Personal	Basic	Standard	Enterprise
Static content distribution	✓	✓	✓	✓

Platform default DDoS protection	✓	✓	✓	✓
<a href="#">Access Control</a> (Support Client IP, region, Referer, User-Agent, ASN, URL control Type)	✓	✓	✓	✓
Free Vulnerability Protection Ruleset	✓	✓	✓	✓
<a href="#">Basic CC attack protection (adaptive frequency control)</a>	✓	✓	✓	✓

## Pay-As-You-Go

Item	Personal	Basic	Standard	Enterprise
<a href="#">Smart Acceleration</a>	100 VAU/million requests	100 VAU/million requests	100 VAU/million requests	100 VAU/million requests
<a href="#">HTTP/3(QUIC)</a>	100 VAU/million requests	100 VAU/million requests	100 VAU/million requests	100 VAU/million requests
<a href="#">Bot Management</a>	×	×	100 VAU/million requests	100 VAU/million requests
<a href="#">Image Processing</a>	Limited-time free	Limited-time free	Limited-time free	Limited-time free
<a href="#">Cross-MLC-border acceleration</a>	×	×	×	0.57 USD/GB

## L7 Acceleration

Item		Personal	Basic	Standard	Enterprise
Static content distribution		✓	✓	✓	✓
<a href="#">Free HTTPS Certificate</a>		✓	✓	✓	✓
<a href="#">Smart Acceleration</a>		Pay-as-you-go	Pay-as-you-go	Pay-as-you-go	Pay-as-you-go
Cache	<a href="#">Node Cache TTL</a>	✓	✓	✓	✓

Configuration	Browser Cache TTL		✓	✓	✓	✓
	Status Code Cache TTL		✓	✓	✓	✓
	Custom Cache Key		✓	✓	✓	✓
	Cache Prefresh		✓	✓	✓	✓
	Offline Caching		✓	✓	✓	✓
File Optimization	Smart Compression		✓	✓	✓	✓
Media processing	Image Processing		Limited-time free	Limited-time free	Limited-time free	Limited-time free
Cache Purging	Cache purging (URL)	Quota per request	1,000	1,000	2,000	5,000
	Cache purging (host/directory)	Quota per request	100	1,000	1,000	1,000
		Daily quota	100	1,000	10,000	20,000
	Cache purging (Cache - tag)	Quota per request	×	×	×	100
		Daily quota				30,000
	Cache purging (all)	Daily quota	30	50	100	100
URL pre-warming		Quota per request	1,000	1,000	1,000	5,000
		Daily quota	5,000	10,000	50,000	100,000
HTTPS Configuration	Forced HTTPS Access		✓	✓	✓	✓

	HTTP/2 Origin-Pull	✓	✓	✓	✓
	HSTS (HTTP Strict Transport Security)	✓	✓	✓	✓
	Configuring SSL/TLS Security	✓	✓	✓	✓
	OCSP Stapling	✓	✓	✓	✓
Network Optimization	support HTTP/2 <sup>1</sup> request	✓	✓	✓	✓
	HTTP/3(QUIC) <sup>1</sup>	Pay-as-you-go	Pay-as-you-go	Pay-as-you-go	Pay-as-you-go
	IPv6 Access	✓	✓	✓	✓
	WebSocket Maximum timeout	300 seconds	300 seconds	300 seconds	300 seconds
	Maximum Upload Size	800 MB	800 MB	Unlimited	Unlimited
	Client IP Geolocation Header <sup>2</sup>	✓	✓	✓	✓
	gRPC <sup>3</sup>	✓	✓	✓	✓
	Cross-MLC-Border Acceleration	×	×	×	Pay-as-you-go
Rule Engine	Configurable number of rules	20	50	100	200
	Number of nested IF rule	3/rule	5/rule	10/rule	20/rule
	Number of nested ELSE IF rule	5 rules/IF statement	5 rules/IF statement	5 rules/IF statement	5 rules/IF statement
Origin Groups	Configurable number of groups	20/site	50/site	100/site	100/site
	Load Balancing	Feature is in beta testing. If you want to use it, you can <a href="#">Contact Us</a> .			
Usage Policy	Usage Cap Policy	✓	✓	✓	✓
	Origin-pull rate limiting policy	×	×	×	Feature is in beta testing.

					If you want to use it, you can <a href="#">Contact Us</a> .
<a href="#">Traffic Scheduling Management</a>	×	×	×	✓	
<a href="#">Edge Functions</a>	Limited-time free	Limited-time free	Limited-time free	Limited-time free	Limited-time free

## L4 Proxy

Item	Personal	Basic	Standard	Enterprise
<a href="#">L4 Proxy</a> (IP + Port access)	×	×	×	Enterprise exclusive purchase benefits

## Web Protection

Item		Personal	Basic	Standard	Enterprise
<a href="#">Exception Rules</a>	Skip full request	✓	✓	✓	✓
	Skip partial request	×	×	×	✓
	Match Condition	The matching field supports the following options : Client IP Request URL	The matching field supports the following options : Client IP User-Agent Request URL Request sources	The matching field supports the following options: Client IP Real Client IP Request method User-Agent Request path Request URL Request sources (Referer) Request content type	The matching field supports the following options : Request domain name (Host) Client IP Real Client IP Request method User-Agent Request path Request URL Request sources (Referer)

			(Referer)	Network layer protocol (IPv4/IPv6) Application layer protocol (HTTP/HTTPS) JA3 fingerprint(subscription to Bot Management required)	Session Cookie XFF Header Request Header Request content type (Accept) Network layer protocol (IPv4/IPv6) Application layer protocol (HTTP/HTTPS) JA3 fingerprint(subscription to Bot Management required) Supports regular expression method matching
Custom rules	Basic access control-Control field	Support Client IP、Region、Referer、User-Agent、ASN、URL。			
	Precise access control-quota	×	5 configurable rules <sup>4</sup>	20 configurable rules <sup>4</sup>	200 configurable rules <sup>4</sup> , Enterprise exclusive purchase benefits
	Precise access control-Match Condition	×	The matching field supports the following options : Request domain name (Host) Client IP Request method User-Agent Request path Request URL	The matching field supports the following options : Request domain name (Host) Client IP Real Client IP Request method User-Agent Request path Request URL Request sources (Referer) Request content type (Accept) Network layer protocol (IPv4/IPv6) Application layer protocol	The matching field supports the following options : Request domain name (Host) Client IP Real Client IP Request method User-Agent Request path Request URL Request sources (Referer) Session Cookie XFF Header Request Header Request content type (Accept)

			Request sources (Referer)	(HTTP/HTTPS) JA3 fingerprint(subscription to <a href="#">Bot Management</a> required)	Network layer protocol (IPv4/IPv6) Application layer protocol (HTTP/HTTPS) JA3 fingerprint(subscription to <a href="#">Bot Management</a> required) Supports regular expression method matching
	Precise access control- <a href="#">Action</a>	×	The Action supports the following options : Monitor Block JavaScript Challenge	The Action supports the following options : Monitor Block IP Blocking Redirect to URL Use custom response content JavaScript Challenge	The Action supports the following options: Monitor Allow Block IP Blocking Redirect to URL Use custom response content JavaScript Challenge
<a href="#">Rate limiting rules hosted by the platform</a>	Adaptive frequency control	✓	✓	✓	✓
	Client filtering	×	×	✓	✓
	Slow attack defense	×	×	×	✓
<a href="#">Rate Limiting</a>	Configurable quota	1 configurable rules <sup>4</sup>	3 configurable rules <sup>4</sup>	5 configurable rules <sup>4</sup>	50 configurable rules <sup>4</sup> , Enterprise exclusive purchase benefits
	<a href="#">Match Condition</a>	The matching field supports the following options :	The matching field supports the following options :	The matching field supports the following options : Request domain name (Host) Client IP Real Client IP	The matching field supports the following options : Request domain name (Host) Client IP Real Client IP

		Request domain name (Host) Request path Request URL	Request domain name (Host) Client IP Request method User-Agent Request path Request URL Request sources (Referer)	Request method User-Agent Request path Request URL Request sources (Referer) Request content type (Accept) Network layer protocol (IPv4/IPv6) Application layer protocol (HTTP/HTTPS) JA3 fingerprint(subscription to <a href="#">Bot Management</a> required)	Request method User-Agent Request path Request URL Request sources (Referer) Session Cookie XFF Header Request Header Request content type (Accept) Network layer protocol (IPv4/IPv6) Application layer protocol (HTTP/HTTPS) JA3 fingerprint(subscription to <a href="#">Bot Management</a> required) Supports regular expression method matching
	Statistics request feature	Statistics request feature supports options: Client IP	Statistics request feature supports options: Client IP Real Client IP	Statistics request feature supports options: Client IP Real Client IP	Statistics request feature supports options: Client IP Real Client IP Request's path HTTP header of specified name Cookie of specified name Cookie of specified name JA3 fingerprint(subscription to <a href="#">Bot Management</a> required)
	Maximum statistics duration	10 seconds	1 hour	1 hour	1 hour

	Maximum Action duration	120 seconds	120 minutes	48 hours	30 days
	Action	The Action supports the following options : Block	The Action supports the following options : Monitor Block JavaScript Challenge	The Action supports the following options : Monitor Block JavaScript Challenge Redirect to URL Use custom response content JavaScript Challenge	The Action supports the following options : Monitor Block JavaScript Challenge Redirect to URL Use custom response content
Bot Management		×	×	Pay-as-you-go	Pay-as-you-go
Managed rules	Free Vulnerability Protection Ruleset	✓	✓	✓	✓
	Basic protection rule set (including OWASP Top 10 threat scenario protection rules)	×	✓	✓	✓
	Deep analysis	×	×	✓	✓
Custom interception page	Interception page with Managed rules	×	✓	✓	✓
	Interception page with Web Security (except for Managed rules)				
General	IP Group	×	×	100 groups/main	100 groups/main

Settings				accounts can be configured	accounts can be configured
Protection templates		×	×	×	20 policy templates are provided by default. If you need more quotas, please <a href="#">contact us</a> .
Request body scan length limit		Scan only the first 8 KB	Scan only the first 8 KB	Scan only the first 8 KB	By default, only the first 8 KB is scanned. If you need a larger scan range, please <a href="#">contact us</a> .
Origin Protection		×	×	✓	✓
Alarm Notification (Coming offline soon)	Web security monitoring rules	×	×	✓	✓
	DDoS alarms	×	×	×	Subscribe to <a href="#">Exclusive DDoS protection</a>

## DDoS Protection

Item		Personal	Basic	Standard	Enterprise
Platform default DDoS protection		Automated scrubbing protects against attack traffic exceeding 100 Mbps			
<a href="#">Exclusive DDoS protection</a> Subscription required	Applicable to Web site	×	×	×	Enterprise exclusive purchase benefits
	Applicable to L4 proxy	×	×	×	
	<a href="#">L3/L4 DDoS Protection Level</a>	×	×	×	Enterprise exclusive purchase benefits (Applicable to L4 proxy)
	<a href="#">IP Blocklist/Whitelist</a>	×	×	×	
	<a href="#">Region Blocking Rule</a>	×	×	×	

	Port Filtering	×	×	×
	Feature Filtering	×	×	×
	Protocol Blocking Rule	×	×	×
	Connections Attack Protection	×	×	×

## Data analysis and log

Item		Personal	Basic	Standard	Enterprise
Analytics	Historical query time range <sup>5</sup>	31 days	62 days	92 days	180 days
Web Security Analysis	Historical query time range <sup>5</sup>	1 days	7 days	30 days	30 days
Log Services	Real-time Logs Push	2 task/log types	2 task/log types	3 task/log types	5 task/log types
	Offline Logs	Maximum storage time: 31 days	Maximum storage time: 31 days	Maximum storage time: 183 days	Maximum storage time: 183 days

### Note:

If you are unsure whether the enterprise version can meet your business needs, you can [contact us](#) for further communication.

### Note 1:

It only takes effect after configuring the HTTPS certificate.

### Note 2:

IPv6 is not currently supported.

### Note 3:

Currently, only Simple RPC and Server-side streaming RPC modes are supported.

**Note 4:**

The quota for security protection rules is calculated separately for each site, and each site provides the rule quota corresponding to the package. When the enterprise version is expanded, the rule quota for each site will be adjusted accordingly. Within the same site, when a single rule takes effect on multiple domains through a policy template, it only occupies one rule quota. When a single rule takes effect on multiple domains within multiple sites through a policy template, it occupies one rule quota for each site.

**Note 5:**

You can choose any date within this time range, but the time range of each query should not exceed 31 days.

# Billing Usage

Last updated : 2024-08-14 15:06:35

## Overview

The Billing Usage page of EdgeOne provides usage data for billing items, allowing you to estimate fees based on this data before actual billing. After billing, you can view the bill details in the [Tencent Cloud Billing Center console](#). You can also view more detailed usage reports on this page and filter by resource tag, billing region, package, site, domain, and L4 proxy instance. This document explains the relationship between the component name fields in the Tencent Cloud Billing Center's detailed bill and the metric names on the EdgeOne Billing Usage page.

### Note

1. The data displayed on the Billing Usage page may differ from that on other pages (Traffic Analysis, Service Overview, and Site Overview). If you are concerned with fees-related issues, it is recommended to refer to the Billing Usage page. The relationships among the various data provided by EdgeOne are as follows: `Tencent Cloud billing usage data = Data displayed on the Billing Usage page ≈ Data displayed on the Traffic Analysis, Service Overview, and Site Overview Pages > Data calculated using raw logs.`

The explanation for the differences between billing usage data and the data in logs can be found in [Why are the traffic data in the console and the traffic data derived from logs inconsistent?](#)

2. Due to latency and algorithm impacts, the data on this page may have some latency and generally stabilizes after 2 hours.

## Relationship Between Metrics on the Billing Usage Page and Billing Items

### For Personal/Basic/Standard Edition Users

Component Name Field in <a href="#">Tencent Cloud Billing Center Detailed Bill</a>	Metric Name Displayed on EdgeOne Billing Usage Page	Billing Standard
SCDN - Traffic - Hourly Settlement	Corresponds to the total usage generated by the following services: <b>Content acceleration traffic:</b> L7 (application layer) traffic generated by all domains when <a href="#">Smart Acceleration</a> is not enabled; only downstream traffic is counted;	<a href="#">L7 (application layer) traffic price</a>

	<b>Smart acceleration traffic:</b> L7 (application layer) traffic generated by all domains when <a href="#">Smart Acceleration</a> is enabled; both upstream and downstream traffic is counted.	
HTTP/HTTPS Security Requests - Hourly Settlement	<b>HTTP/HTTPS Requests:</b> Application layer requests generated by all domains, regardless of protocol or whether they are static or dynamic requests.	<a href="#">HTTP/HTTPS request price</a>
Value-Added Service Usage Unit - Hourly Settlement	<p>Corresponds to the total value-added service usage units generated by the following value-added services:</p> <p><b>Smart Acceleration Requests:</b> HTTP/HTTPS requests generated by domains with <a href="#">Smart Acceleration</a> enabled;</p> <p><b>QUIC Requests:</b> Requests using the QUIC protocol generated by domains with <a href="#">HTTP/3 (QUIC)</a> enabled;</p> <p><b>Bot Requests:</b> HTTP/HTTPS requests generated by domains with <a href="#">Bot management</a> enabled;</p>	<a href="#">VAU Fee (Pay-as-You-Go)</a>

## For Enterprise Edition Users

Component Name Field in <a href="#">Tencent Cloud Billing Center Detailed Bill</a>	Metric Name Displayed on EdgeOne Billing Usage Page	Billing Standard
L7 content acceleration - Traffic	<b>Content acceleration traffic:</b> L7 (application layer) traffic generated by all domains when <a href="#">Smart Acceleration</a> is not enabled; only downstream traffic is counted.	<a href="#">L7 (application layer) traffic price</a>
L7 smart acceleration - Traffic	<b>Smart acceleration traffic:</b> L7 (application layer) traffic generated by all domains when <a href="#">Smart Acceleration</a> is enabled; both upstream and downstream traffic is counted.	<a href="#">L7 (application layer) traffic price</a>
L4 acceleration - Traffic	<b>L4 acceleration traffic:</b> The sum of L4 (transport layer) upstream and downstream traffic generated by all L4 proxy instances.	<a href="#">L4 (transfer layer TCP/UDP application) traffic price</a>
Exclusive DDoS Protection - Traffic	<b>Exclusive protection traffic:</b> Business traffic generated by domains/L4 proxy instances with <a href="#">Exclusive DDoS Protection</a> enabled.	<a href="#">Exclusive DDoS protection traffic fee</a>

Chinese Mainland Network Optimization - Traffic	<b>Cross-MLC-border acceleration traffic:</b> Business traffic generated by sites/L4 proxy instances with the <a href="#">Cross-MLC-border Acceleration</a> feature enabled.	<a href="#">Cross-MLC-border acceleration traffic fee (pay-as-you-go)</a>
HTTP/HTTPS Security Requests - Monthly Settlement	<b>HTTP/HTTPS Requests:</b> Application layer requests generated by all domains, regardless of protocol or whether they are static or dynamic requests.	<a href="#">HTTP/HTTPS request price</a>
Value-Added Service Usage Unit - Monthly Settlement	Corresponds to the total value-added service usage units generated by the following value-added services: <b>Smart Acceleration Requests:</b> HTTP/HTTPS requests generated by domains with <a href="#">Smart Acceleration</a> enabled; <b>QUIC Requests:</b> Requests using the QUIC protocol generated by domains with <a href="#">HTTP/3 (QUIC)</a> enabled; <b>Bot Requests:</b> HTTP/HTTPS requests generated by domains with <a href="#">Bot management</a> enabled;	<a href="#">VAU Fee (Pay-as-You-Go)</a>
Exclusive DDoS Protection - Elastic Protection Bandwidth Package	<b>Elastic DDoS Protection Bandwidth:</b> The part of attack bandwidth exceeding the guaranteed protection bandwidth generated by exclusive DDoS protection instances within Chinese mainland.	<a href="#">Elastic Protection Bandwidth Fees</a>

## Supported Filter Criteria

Selecting the time period for data queries is supported. You can query data from February 9, 2022 onwards on this page, with a maximum single filter duration of 31 days.

Filtering based on the following criteria is supported, with an "and" relationship between multiple conditions:

**Billing region:** Filter by the billing region of the traffic, which is the region where the EdgeOne node serving user clients is located. For details, see [Mapping Relationship Between Billing Regions and Countries](#).

**Site tag:** Filter by the resource tag key-value pairs bound to the site.

**EdgeOne billing package:** Filter by all sites included in the package.

**Site:** Filter by specified site, including sites deleted within the last 3 months.

**Acceleration domain:** Filter by specified acceleration domain, and cannot simultaneously add L4 proxy instance filter criterion.

**L4 proxy instance:** Filter by L4 proxy instance, and cannot simultaneously add acceleration domain filter criterion.

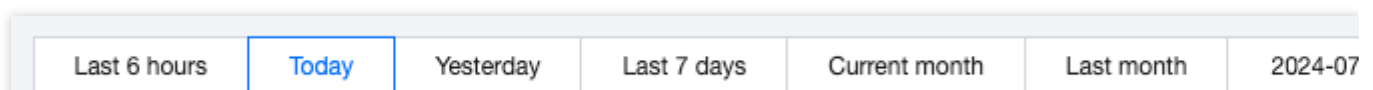
## Example: Querying Billing Usage for Sites Bound with Specified Tags

### Sample Scenario

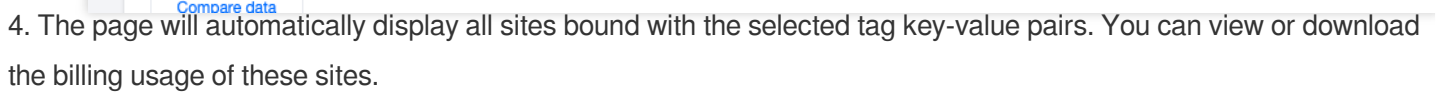
Tencent Cloud [Tag](#) feature provides a flexible resource management method. By tagging cloud resources, users can more easily organize, search, and manage their resources on Tencent Cloud. If a company has deployed multiple projects on Tencent Cloud, to improve the efficiency and accuracy of resource management, the company classifies existing cloud resources. Based on dimensions such as projects, environments (such as development, testing, and production), and cost centers, the company plans a tag system. For example, for the project dimension, the company can set the tag key as `Project` and the tag value as the specific project name; for the environment dimension, set the tag key as `Environment` and the tag value as `Dev`, `Test`, `Prod`, or other values. According to the planned tag system, the company tags the existing resources using the [EdgeOne console](#) or APIs. For example, a site belonging to project A and in the development environment would be tagged with `Project: Project A` and `Environment: Dev`. After the current billing cycle ends and the bill is issued, the company wants to review the billing usage by tag for the previous billing cycle.

### Directions

1. Log in to the [EdgeOne console](#), and click **Billing Management > Billing Usage** in the left sidebar.
2. On the Billing Usage page, click **Last month** to quickly filter data from 00:00 on the 1st day of last month to 23:59 on the last day.



3. Click **Select site tags**, choose the **Tag Key** and **Tag Value** you want to view, such as `Project: Project A` and `Environment: Dev`, and click **OK**.

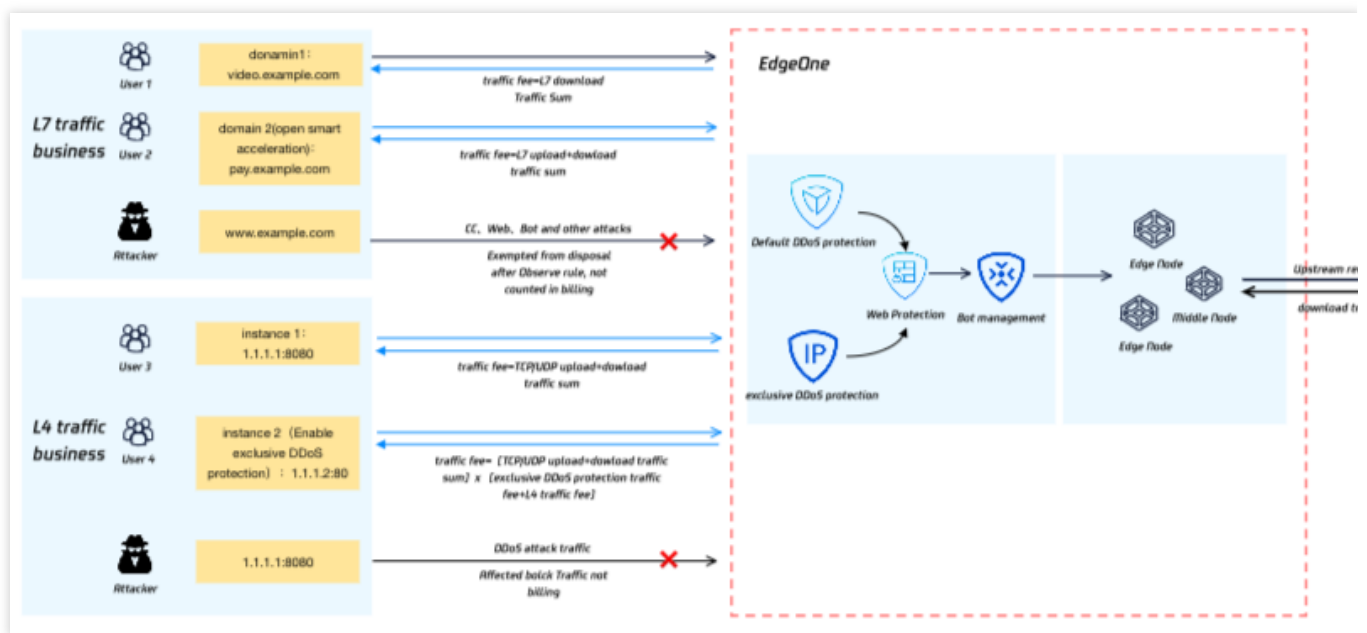


©2013-2022 Tencent Cloud. All rights reserved.

# About "clean traffic" billing instructions

Last updated : 2024-04-16 17:20:45

EdgeOne uses a "clean traffic" billing mode: requests intercepted by security protection features are not billed, and only the traffic and request usage after being processed by security protection features are billed. This method aims to provide users with a more transparent billing mode, help users better manage their budget, and pay for truly valuable business usage.



## Definition

In the one-stop security acceleration service provided by EdgeOne, rich security features are included, such as network layer and application layer DDoS protection, rate limiting, vulnerability attack protection, and Bot management. These features help you identify and filter different types of malicious traffic. When requests or Layer 4 proxy traffic pass through EdgeOne, the security protection features will intercept or filter the requests or Layer 4 proxy traffic according to your configuration. In this process, the intercepted or filtered traffic will not be counted in the usage and will not generate billing fees. The remaining requests are "clean traffic", which will be further processed by content delivery and edge functions according to the configuration, counted in the "clean traffic" usage, and billed.

For example, the site `www.example.com` has accessed EdgeOne and configured a rate-limiting rule, which distinguishes and counts requests to the `/login` path based on the client IP and intercepts clients with more than 10 requests per second. During an operational event, some clients initiated a large number of high-frequency visits to

the business and triggered the rate-limiting rule. This rule intercepted a total of 200,000 requests. According to EdgeOne's "clean traffic" billing mode, these 200,000 requests intercepted by the security rule will not be counted in the site's request usage.

**Note:**

If you have currently purchased the [exclusive DDoS protection](#) for the Chinese mainland availability zone, the attack exceeding the base protection bandwidth will still be measured and billed according to the elastic protection bandwidth.

## Does "clean traffic" billing mean that all attacks and malicious requests will not be billed?

EdgeOne only bills for "clean traffic", which means that when the traffic is filtered or intercepted by the security policy, this part of the traffic will not be billed. When the traffic is not filtered or intercepted by the security policy, this part of the traffic and requests will still be billed. Therefore, in the following scenarios (including but not limited to), the traffic and requests generated by attacks or malicious visits will still be billed:

### Scenario 1: Security policy configured in "observation" mode

To help you conveniently evaluate security policies, EdgeOne's Web Protection and Bot management features both provide an observation mode option. Please note that security modules and rules configured in observation mode only record logs for matched requests and do not intercept or dispose of them. Therefore, attack traffic that only hits the observation mode will still generate usage billing.

**Usage suggestion:** After completing the necessary evaluation, adjust the security policy to intercept or appropriate disposal actions as soon as possible to avoid attack traffic generating usage fees.

### Scenario 2: Overly loose protection exception rules

EdgeOne provides protection exception rules to help you allow trusted clients. Requests that match the protection exception rules will skip one or more security modules and will not be scanned and processed. When attack traffic hits the protection exception rules, it may cause protection to pass through. This part of the pass-through attack traffic will generate usage billing.

**Usage suggestion:** When configuring protection exception rules, try to tighten and configure precise matching conditions (e.g., precise client IP list) to avoid overly loose protection exception rules causing attack traffic to pass through, resulting in business risks and usage fees.

### Scenario 3: Pass-through caused by delayed protection effectiveness

In the security features provided by EdgeOne, some features need to be statistically analyzed before they can be triggered and take effect, so there is a certain delay in effectiveness, including (but not limited to) DDoS protection, CC attack defense, rate limiting, Bot intelligent analysis, etc. Before these features are triggered and take effect, they cannot effectively protect against attacks, and this part of the traffic will generate usage billing.

**Usage suggestion:** For known attack sources, you can use custom rules and other instantly effective protection strategies to reduce the security risks and usage billing caused by policy effectiveness delays.

### Scenario 4: Need for more advanced security features and protection policies

As the offense and defense confrontation escalates, some attack modes cannot be intercepted and protected by basic security features and require more advanced security features to effectively identify. Such attacks may pose business risks and generate usage billing.

**Usage suggestion:** If you believe your business is under attack by unknown methods or you need to use more advanced security features to further strengthen your current policy, consider upgrading your plan or contacting EdgeOne technical support. We will assist you in improving your business security policy.