

User Generated Short Video SDK

Free Trial License

Product Documentation



Copyright Notice

©2013-2023 Tencent Cloud. All rights reserved.

Copyright in this document is exclusively owned by Tencent Cloud. You must not reproduce, modify, copy or distribute in any way, in whole or in part, the contents of this document without Tencent Cloud's the prior written consent.

Trademark Notice



All trademarks associated with Tencent Cloud and its services are owned by Tencent Cloud Computing (Beijing) Company Limited and its affiliated companies. Trademarks of third parties referred to in this document are owned by their respective proprietors.

Service Statement

This document is intended to provide users with general information about Tencent Cloud's products and services only and does not form part of Tencent Cloud's terms and conditions. Tencent Cloud's products or services are subject to change. Specific products and services and the standards applicable to them are exclusively provided for in Tencent Cloud's applicable terms and conditions.

Free Trial License

Last updated : 2023-12-21 17:53:13

The User Generated Short Video (UGSV) SDK provides a trial version of the standard license. You can experience **Video Production + Video Playback** related features by **applying for a free test license** of the UGSV SDK. This document provides a description and guidance on the free application and upgrade operation of the trial version license.

Note:

Each Tencent Cloud account can apply for a free UGSV trial license once, with a validity of 28 days. To continue using the capability after a trial license expires, please purchase an [official license](#).

After purchasing a license, you can bind it in the [TRTC console](#), the [CSS console](#), or the [VOD console](#) to [adding a new license or extend the validity of an existing license](#).

Applying for a trial license

You can apply for a trial license (valid for 28 days) for the UGSV standard capability for free.

Note:

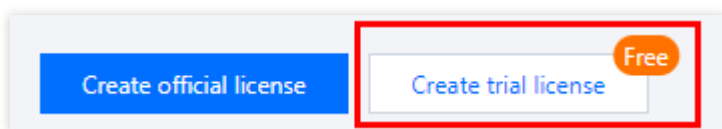
If you apply for a trial license on `2022-10-01 11:34:55`, it will expire 28 days later on `2022-10-28 00:00:00`.

In the console, you can either **create a new trial license select the UGSV** or **activate a new capability for trial for an existing application**.

Create a new trial license select the UGSV

Activate a new capability for trial for an existing application

1. Go to the [TRTC console](#), the [CSS console](#), or the [VOD console](#), visit the **License Management** page, and click on **Create trial license**.



2. Enter the `App Name`, `Package Name` and `Bundle ID`, select **UGSV Standard** (video production(basic) + video playback), and click **Create**.

Create trial license ✕

Basic information

i App name, Package name, and Bundle ID are required and can be modified later.

App name ✓
Max 128 bytes; supports letters, Chinese characters, numbers, spaces, underscores, hyphens, and periods. E.g.: TRTC

Package name ✓
Max 128 bytes; supports letters, numbers, spaces, underscores, hyphens, and periods. E.g.: tencent.trtc.com

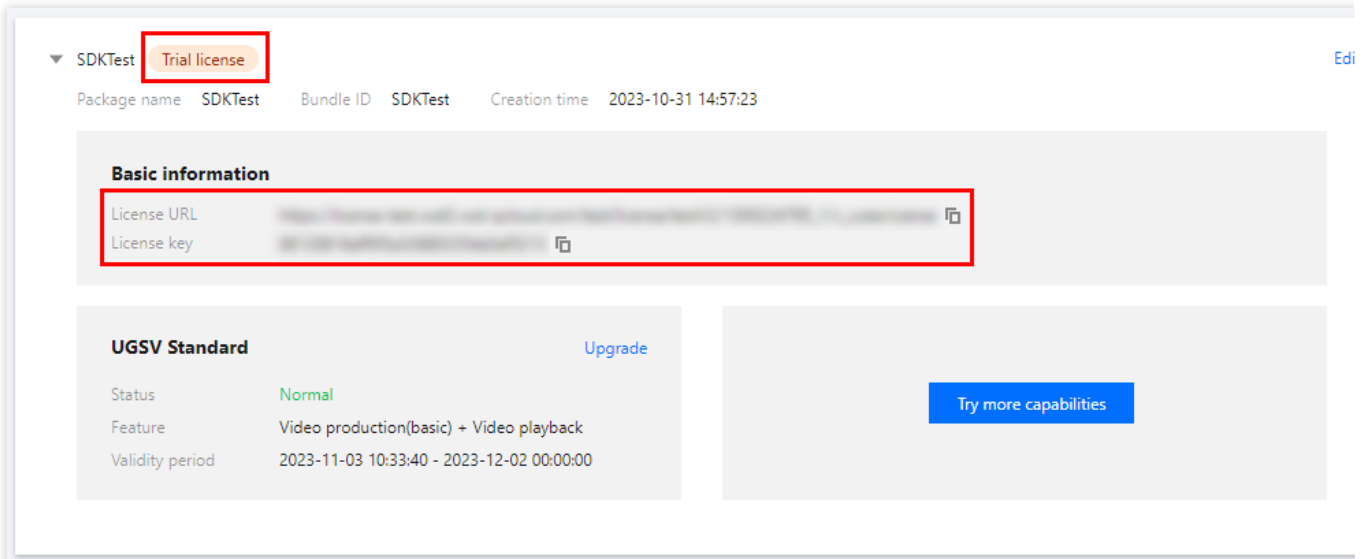
Bundle ID ✓
Max 128 bytes; supports letters, numbers, spaces, underscores, hyphens, and periods. E.g.: tencent.trtc.com

Capability

i Each trial license can only be used for one capability. A trial license is valid for 28 days and cannot be renewed after expiration.

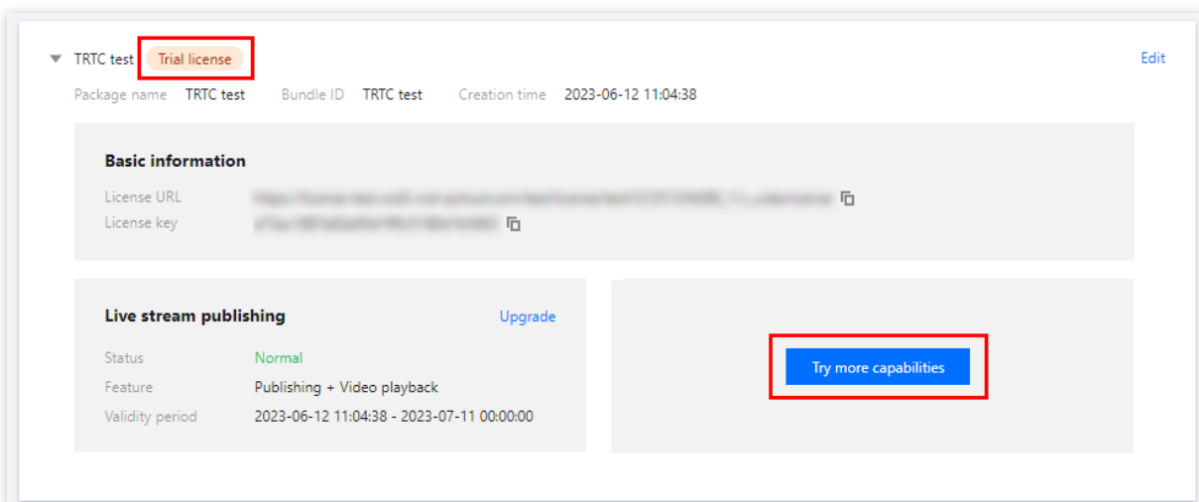
UGSV Standard	Valid for 28 days Available
MLVB	Valid for 28 days Available

3. After the trial license is successfully created, you will see the License URL and License Key, which you need to pass in when initializing the SDK. Save a copy of the information.

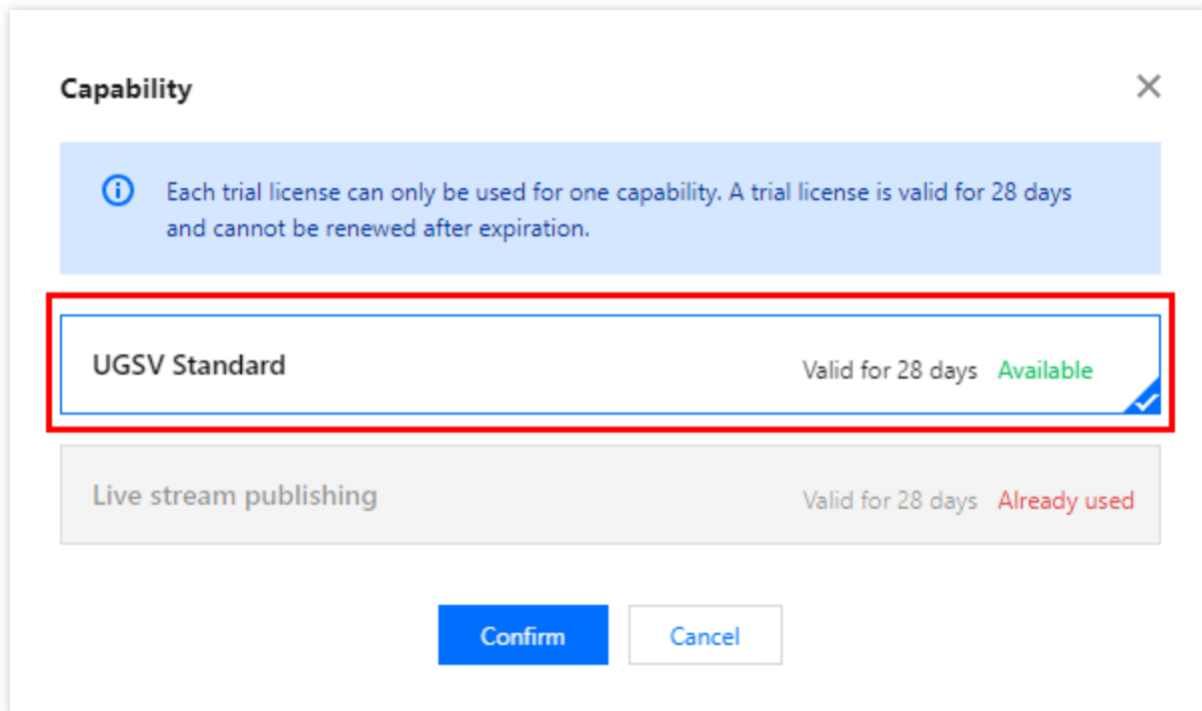


Follow the steps below to activate **UGSV Standard** (UGSV + video playback) for an existing application

1. Select an existing trial license and click **Try more capabilities**.



2. Select **UGSV Standard** (UGSV + video playback) , and click **Confirm**.

**Note :**

You can click **Edit** to modify the bundle ID and package name bound to a trial license. After modification, click **Confirm**.

You can enter if you don't have a package name or bundle ID to bind yet.

A trial license is valid for 28 days. **You can apply for only one trial license for each capability.** To continue using the capability after a trial license expires, please purchase an [official license](#).

Upgrading to an official license

Follow the steps below to upgrade from a trial license to an official license (valid for one year):

1. Click **Upgrade** in the **UGSV Standard** capability.

SDKTest **Trial license** Edi

Package name SDKTest Bundle ID SDKTest Creation time 2023-10-31 14:57:23

Basic information

License URL [\[Redacted\]](#)

License key [\[Redacted\]](#)

UGSV Standard Upgrade

Status Normal

Feature Video production(basic) + Video playback

Validity period 2023-11-03 10:33:40 - 2023-12-02 00:00:00

[Try more capabilities](#)

2. Enter the **Upgrade** interface, choose to upgrade to the **UGSV Standard** or **UGSV Lite**, click **Bind**. Select the unbound **UGSV Standard** or **UGSV Lite** package, click **Confirm** to upgrade and create an official application with the same package name. If there are no **UGSV Standard** or **UGSV Lite** packages available for binding, you may proceed to the [Purchase Page](#) to make a purchase.

Upgrade

Upgrade information

Current edition	UGSV Standard	
Upgrade to	UGSV Standard Filters, special effects, transition effects, and more in addition to the capabilities of UGSV Lite	UGSV Lite Video generation, upload, processing, and distribution, CDN playback, VOD playback

Bind license resources

License type	Resource name/ID	Validity period
UGSV Standard	You haven't bound a license resource yet Bind	
	Search by license resource name (such as "live stream publishing") or ID (such as "18162")	
	Resource name/ID	Validity period ↓
<input type="radio"/>	UGSV Standard Resource ID: [blurred]	2023-05-16 to 2025-05-16
<input type="radio"/>	UGSV Standard Resource ID: [blurred]	2023-04-23 to 2024-05-09
<input type="radio"/>	UGSV Standard Resource ID: [blurred]	2023-05-05 to 2024-05-05

You can go to the [License](#)

[Confirm](#) [Cancel](#)