

# **Mobile Live Video Broadcasting**

## **Free Trial License**

### **Product Documentation**



## Copyright Notice

©2013-2023 Tencent Cloud. All rights reserved.

Copyright in this document is exclusively owned by Tencent Cloud. You must not reproduce, modify, copy or distribute in any way, in whole or in part, the contents of this document without Tencent Cloud's the prior written consent.

## Trademark Notice



All trademarks associated with Tencent Cloud and its services are owned by Tencent Cloud Computing (Beijing) Company Limited and its affiliated companies. Trademarks of third parties referred to in this document are owned by their respective proprietors.

## Service Statement

This document is intended to provide users with general information about Tencent Cloud's products and services only and does not form part of Tencent Cloud's terms and conditions. Tencent Cloud's products or services are subject to change. Specific products and services and the standards applicable to them are exclusively provided for in Tencent Cloud's applicable terms and conditions.

# Free Trial License

Last updated : 2023-06-16 17:13:45

The Mobile Live Video Broadcasting (MLVB) SDK provides a trial version of the license. You can experience related functions such as Live stream publishing and Video Playback by applying for a free MLVB SDK trial license. This documentation will provide instructions on how to apply for a free trial license and upgrade operations.

## Caution

Each Tencent Cloud account can apply for a free MLVB SDK trial license once, with a validity of 28 days. To continue using the capability after a trial license expires, please purchase an [official license](#).

After purchasing a license, you can bind it in the [TRTC console](#), the [CSS console](#), or the [VOD console](#) to adding a new license or extend the validity of an existing license.

## Trial License

### Applying for a trial license

You can apply for a trial license (valid for 28 days) for the live streaming capability for free.

#### Note

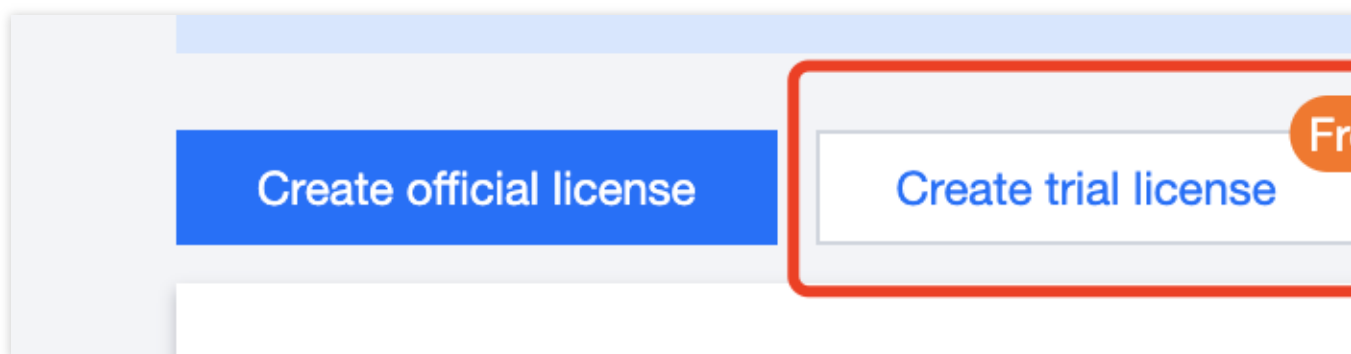
If you apply for a trial license on `2022-10-01 11:34:55`, it will expire 28 days later on `2022-10-28 00:00:00`.

In the console, you can either **create a trial license for a new application** or **activate a new capability for trial for an existing application**.

Create a new trial license

Activate a new capability for trial for an existing application

1. Log in to the [TRTC console](#), the [CSS console](#), or the [VOD console](#) and click **Create trial license**.



2. Enter an app name, a package name, and a bundle ID, select **Live streaming** (live stream publishing + video playback), and click **Create**.

## Create trial license

### Basic information

**i** App name, Package name, and Bundle ID are required and can be modified later.

App name

RT-CubeSDKTest

Max 128 bytes; supports letters, Chinese characters, numbers, spaces, underscores, hyphens, and periods. E.g.: TRTC

Package name

RT-CubeSDKTest

Max 128 bytes; supports letters, numbers, spaces, underscores, hyphen periods. E.g.: tencent.trtc.com

Bundle ID

RT-CubeSDKTest

Max 128 bytes; supports letters, numbers, spaces, underscores, hyphen periods. E.g.: tencent.trtc.com

### Capability

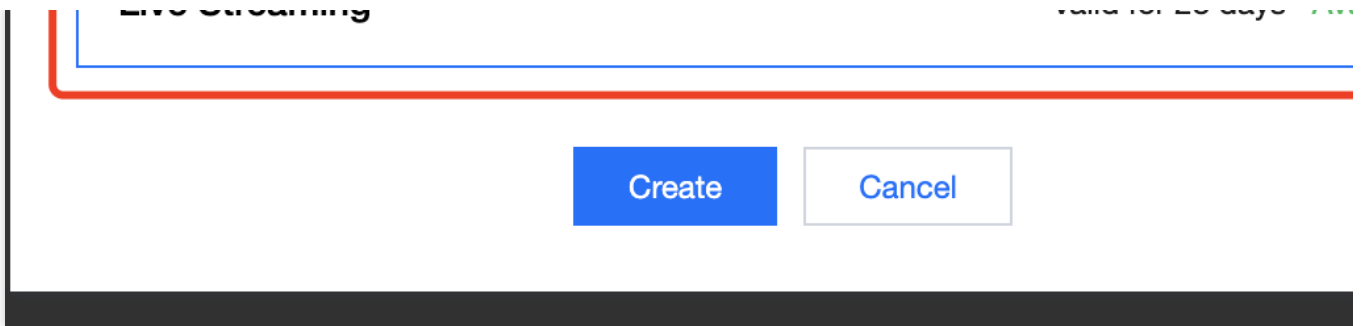
**i** Each trial license can only be used for one capability. A trial license is valid for 28 days and cannot be renewed after expiration.

UGSVStandard

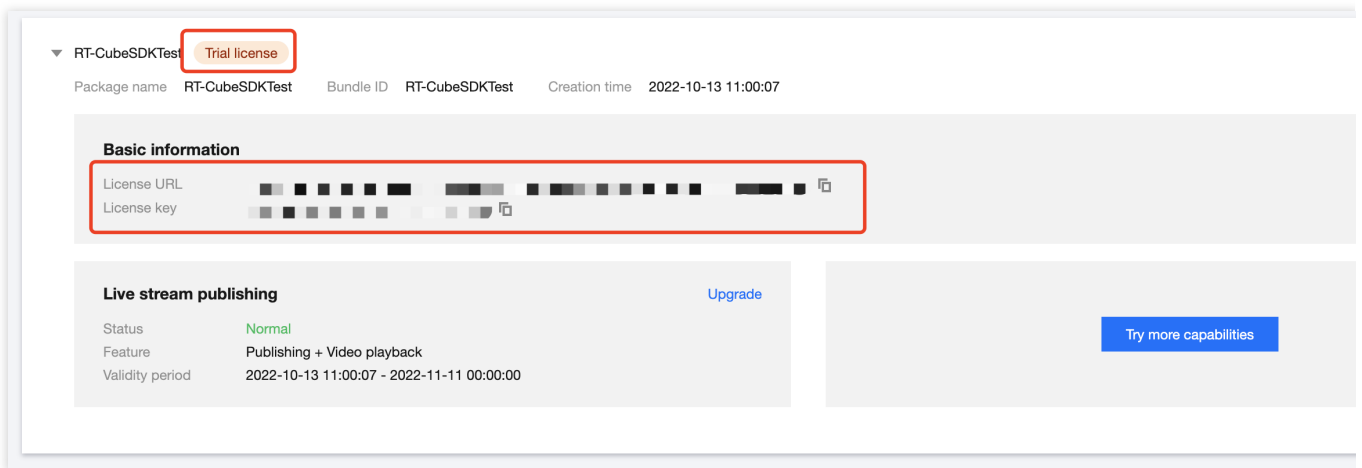
Valid for 28 days Av:

**Live Streaming**

Valid for 28 days Av:

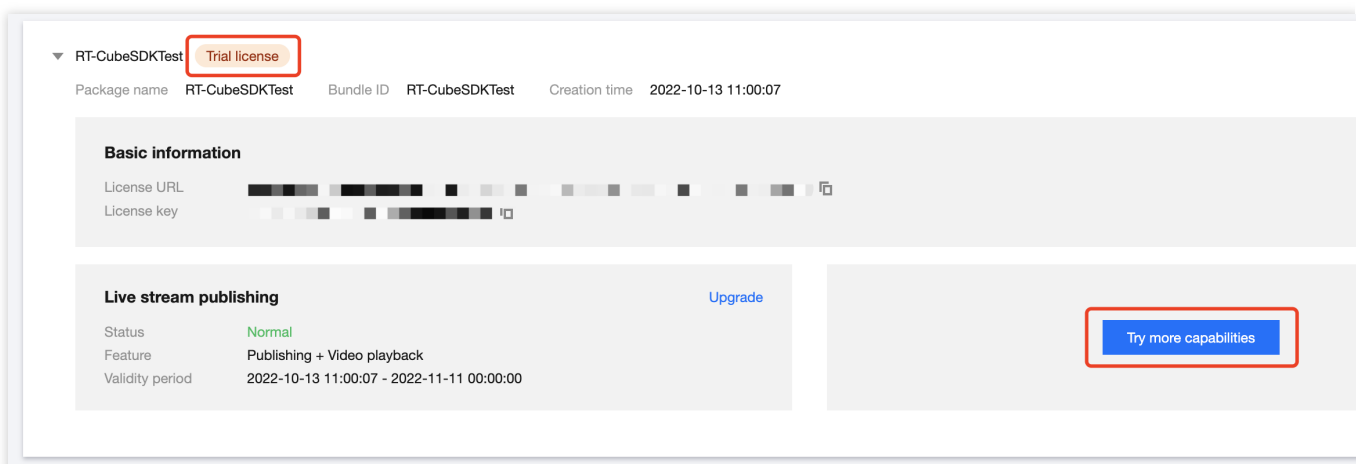


3. After the trial license is successfully created, you will see the license URL and key, **which you need to pass in when initializing the SDK. Save a copy of the information.**




Follow the steps below to activate **live stream publishing** (live stream publishing + video playback) for an existing application

1. Select an existing trial license and click **Try more capabilities**.



2. Select **Live stream publishing** (live stream publishing + video playback), and click **Confirm**.

## Capability

 Each trial license can only be used for one capability. A trial license is valid for 28 days and cannot be renewed after expiration.

UGSVStandard

Valid for 28 days A

Live Streaming

Valid for 28 days A

Create

Cancel

### Note

You can click **Edit** to modify the bundle ID and package name bound to a trial license. After modification, click **Confirm**.

You can enter  if you don't have a package name or bundle ID to bind yet.

A trial license is valid for 28 days. **You can apply for only one trial license for each capability.** To continue using the capability after a trial license expires, please purchase an [official license](#).

### Upgrading to an official license

Follow the steps below to upgrade from a trial license to an official license (valid for one year):

1. Select an existing trial license and click **Upgrade** in the **Live stream publishing** area.

The screenshot displays the Tencent Cloud console interface for a license resource. At the top, the resource name 'RT-CubeSDKTest' is shown with a 'Trial license' tag. Below this, the package name, bundle ID, and creation time are listed. The main content is divided into three sections: 'Basic information', 'UGSV Standard', and 'Live stream publishing'. The 'Basic information' section shows redacted license URL and key. The 'UGSV Standard' section includes status, features, and validity period, with an 'Upgrade' button. The 'Live stream publishing' section also shows status, features, and validity period.

| Package name   | Bundle ID      | Creation time       |
|----------------|----------------|---------------------|
| RT-CubeSDKTest | RT-CubeSDKTest | 2022-10-13 11:06:03 |

| Basic information |            |
|-------------------|------------|
| License URL       | [Redacted] |
| License key       | [Redacted] |

| UGSV Standard   |   | Upgrade |
|-----------------|---|---------|
| Status          | Normal                                    |         |
| Feature         | Video production (basic) + Video playback |         |
| Validity period | 2022-10-13 11:06:03 - 2022-11-11 00:00:00 |         |

| Live stream publishing |   |
|------------------------|---|
| Status                 | Normal                                    |
| Feature                | Publishing + Video playback               |
| Validity period        | 2022-10-13 11:09:13 - 2022-11-11 00:00:00 |

2. Click **Bind**, select a CSS traffic package or live stream publishing license which you have purchased, and click **Confirm**. If there are no license resources to bind, go to the [Purchase Page](#) to buy resources.

## Upgrade

### Upgrade information

Current edition    Live stream publishing  
Upgrade to        **Live stream publishing official**

### Bind license resources

| Capability         | License Resource Name/ID   | Validity period          |
|--------------------|--|--------------------------|
| Live stream pub... | You haven't bound a license resource yet <a href="#">Bind</a>                              |                          |
|                    | Search by license resource name (such as "live stream publishing") or ID (such as "18162") |                          |
|                    | <b>License Resource Name/ID</b>  | <b>Validity period ↓</b> |
|                    | <input type="radio"/> Live stream publishing<br>Resource ID: 6                             | 2022-09-23 to 2023-0     |

You can go to the [License Purchase Page](#) to buy new licenses

[Confirm](#) [Cancel](#)