

# **Tencent Effect SDK**

## **Free Trial License**

### **Product Documentation**



## Copyright Notice

©2013-2024 Tencent Cloud. All rights reserved.

Copyright in this document is exclusively owned by Tencent Cloud. You must not reproduce, modify, copy or distribute in any way, in whole or in part, the contents of this document without Tencent Cloud's the prior written consent.

## Trademark Notice



All trademarks associated with Tencent Cloud and its services are owned by Tencent Cloud Computing (Beijing) Company Limited and its affiliated companies. Trademarks of third parties referred to in this document are owned by their respective proprietors.

## Service Statement

This document is intended to provide users with general information about Tencent Cloud's products and services only and does not form part of Tencent Cloud's terms and conditions. Tencent Cloud's products or services are subject to change. Specific products and services and the standards applicable to them are exclusively provided for in Tencent Cloud's applicable terms and conditions.

# Free Trial License

Last updated : 2024-05-31 14:49:51

The Tencent Effect SDK provides trial licenses for **mobile, desktop, and web applications**, which you can apply for **for free** to try out **beauty filters and effects**. This document describes how to apply for a trial license for free and renew and upgrade it.

## Note :

The Tencent Effect SDK offers various beauty filters and effects. To **use the official edition of the Tencent Effect SDK**, you need to purchase the package edition you want, after which you can get a corresponding official license. For billing and purchase details, see [Pricing Overview](#).

After purchasing the package, you can add and renew a Tencent Effect official license in the [Tencent Effect console](#) for a **mobile, desktop, or web application**. For more information, see [Adding and Renewing a License \(Mobile\)](#), [Adding and Renewing a License \(Desktop\)](#), and [Adding and Renewing a License \(Web\)](#).

## Trial Licenses for Mobile Applications

### Applying for a trial license

You can apply for a trial license for Tencent Effect for free to experience and test the product capabilities (the trial license has a validity period of 14 days and can be renewed once up to a total of 28 days). When applying for a trial license, you can select the capabilities that suit your needs. You can apply for a trial license for the beauty effects package and the X series capabilities.

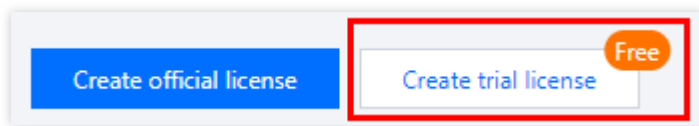
The package uniformly issues the authorization for the supreme S1-07 edition. You can use this edition to test all features of the Tencent Effect SDK package. For details about features of the S1-07 edition, refer to [Features](#). Note that the S1-07 package includes the X1-01 portrait keying capability but it does not include other capabilities. For the X series capabilities, you can apply for the authorization of X1-01, X1-02, and X1-03, to test the portrait keying, face recognition, and gesture recognition features respectively.

1. In the console, you can either **create a trial license for a new application** or **activate Tencent Effect for trial for an existing application**.

Option 1. Create a trial license for a new application

Option 2. Activate Tencent Effect for trial for an existing application

1. Go to [Mobile Licenses](#) of the Tencent Effect console and click **Create trial license**.



2. Enter the `app name` , `package name` , and `bundle ID` . Click **Tencent Effect** and select the capabilities to try (**Advanced S1-07**, **Capability X1-01**, **Capability X1-02** and **Capability X1-03**). Click **Create**.

### Create trial license

#### Basic information

App name

Max 128 bytes; supports letters, Chinese characters, numbers, spaces, underscores, hyphens, and periods. E.g.: UGSV

Package name

Max 128 bytes; supports letters, numbers, spaces, underscores, hyphens, and periods. E.g.: tencent.ugsv.com

Bundle ID

Max 128 bytes; supports letters, numbers, spaces, underscores, hyphens, and periods. E.g.: tencent.ugsv.com

#### Capability

A trial license is valid for 14 days. You can extend the validity for another 14 days (28 days in total).

Tencent Effect

Valid for 14 days Available

Desktop licenses

Select capabilities

Package/Capabilities

☐ Advanced S107

☐ Capability X101

☐ Capability X102

☐ Capability X103

Virtual avatars

Valid for 14 days Available

Create

Cancel

3. After the trial license is successfully created, you will see the License URL and License Key, **which you need to pass in when initializing the SDK, so save a copy of the information.**

©2013-2022 Tencent Cloud. All rights reserved.

Page 5 of 20

▼ test **Trial license**

Package name test Bundle ID test Creation time May 28, 2024 17:56:41 (UTC+08:00) Asia/Shanghai

**Basic information**

License URL [https://license.vod-pro.com/license/v2/1319523441\\_1/v\\_cube.license](https://license.vod-pro.com/license/v2/1319523441_1/v_cube.license)

License key ba33241bdf63959edea5af687bb0b93c

**Tencent Effect** [Renew](#) [Upgrade](#)

Status **Normal**

Feature **Capability X101**

Start time May 28, 2024 17:56:41 (UTC+08:00)

End time Jun 11, 2024 17:56:41 (UTC+08:00)

[Try more capabilities](#)

**Note:**

To modify the bundle ID and package name bound to a trial license, click **Edit** on the right and, after modification, click **Confirm**.

You can enter **-** if you don't have a package name or bundle ID to bind yet.

You can try out more **Tencent Effect** capabilities in an existing application in the following steps:

1. Select an existing trial license and click **Try more capabilities**.

▼ SDKTest **Trial license** [Edit](#)

Package name SDKTest Bundle ID SDKTest Creation time 2023-10-31 14:57:23

**Basic information**

License URL [https://license.vod-pro.com/license/v2/1319523441\\_1/v\\_cube.license](#)

License key ba33241bdf63959edea5af687bb0b93c

**Tencent Effect** [Review details](#)

Status **Review in progress**

Feature **Capability X101**

Submission time 2023-10-31 14:57:23

**Tencent Effect** [Review details](#)

Status **Review in progress**


Feature **Capability X103**

Submission time 2023-10-31 14:57:23

[Try more capabilities](#)

2. Click **Tencent Effect** and select the capabilities you want to try in **Package/Capabilities**, Click **Confirm**.


### Capability ✕

 A trial license is valid for 14 days. You can extend the validity for another 14 days (28 days in total).

#### Tencent Effect

Valid for 14 days Available

● Select capabilities

Package/Capabilities 

☐ Advanced S107

☒ Capability X101

☐ Capability X102

☐ Capability X103

Confirm


Cancel

## Renewing a trial license

A trial license is valid for 14 days by default. You can renew it **once** to extend the validity by another 14 days: Just click **Renew** in the **Tencent Effect** capability and then click **Confirm**.

©2013-2022 Tencent Cloud. All rights reserved.

Page 7 of 20



### Basic information

License key

## Tencent Effect

[Renew](#) [Upgrade](#)

Validity period 2023-10-31 15:35:57 - 2023-11-14 23:59:59

## Tencent Effect

[Review details](#)

Submission time 2023-10-31 14:57:23

## Tencent Effect

[Review details](#)

Submission time 2023-10-31 14:57:23

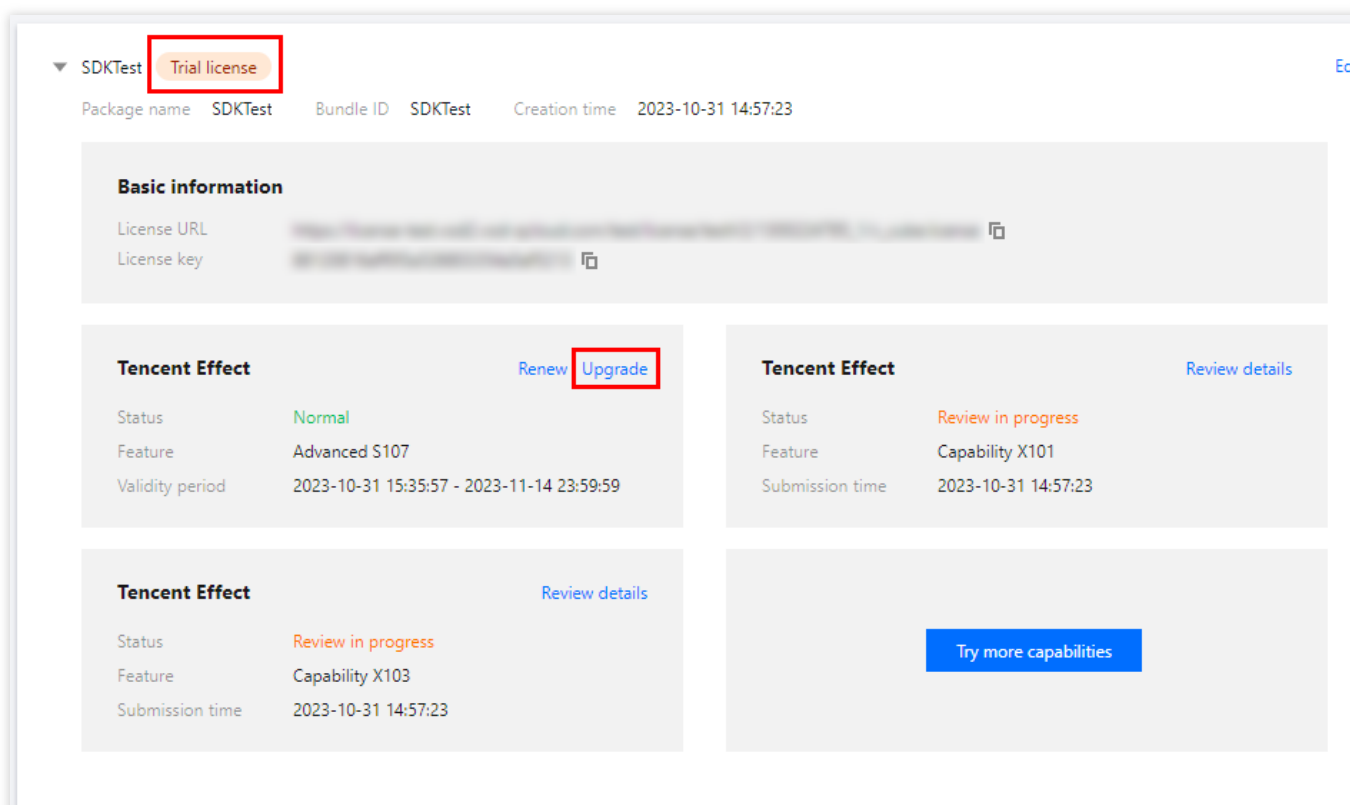
[Try more capabilities](#)

A trial license for Tencent Effect **can be renewed only once**, which means you can use a trial license for a maximum of 28 days. To continue using Tencent Effect after your trial license expires, you need to purchase an [official license](#).

To upgrade to an official license, [purchase a Tencent Effect package](#) first and perform the following steps:

- Page 8 of 20





2. Enter the **Upgrade** interface, click **Bind**. Select the unbound Tencent Effect package, click **Confirm** to upgrade and create an official application with the same package name. This will simultaneously unlock the official version of the Tencent Effect function license. If there are no Tencent Effect packages available for binding, you may proceed to the [Tencent Effect SDK purchase page](#) to make a purchase.

Upgrade

Upgrade information

Current edition

Advanced S104

Upgrade to

Tencent Effect official

Bind license resources

Capability	License Resource Name/ID	Validity period										
Tencent Effect	You haven't bound a license resource yet <a href="#">Bind</a>											
	<div>Search by license resource name (such as "live stream publishing") or ID (such as "18162")</div> <table><thead><tr><th>License Resource Name/ID</th><th>Validity period ↓</th></tr></thead><tbody><tr><td><input type="radio"/> Advanced S104 Resource ID: 4</td><td>2022-10-13 to 2023-10-13</td></tr><tr><td><input type="radio"/> Basic A100 Resource ID: 2</td><td>2022-10-09 to 2023-10-09</td></tr><tr><td><input type="radio"/> Basic A100 Resource ID: 1</td><td>2022-10-09 to 2023-10-09</td></tr><tr><td><input type="radio"/> Advanced S104 Resource ID: 3</td><td>2022-10-08 to 2023-10-08</td></tr></tbody></table>		License Resource Name/ID	Validity period ↓	<input type="radio"/> Advanced S104 Resource ID: 4	2022-10-13 to 2023-10-13	<input type="radio"/> Basic A100 Resource ID: 2	2022-10-09 to 2023-10-09	<input type="radio"/> Basic A100 Resource ID: 1	2022-10-09 to 2023-10-09	<input type="radio"/> Advanced S104 Resource ID: 3	2022-10-08 to 2023-10-08
License Resource Name/ID	Validity period ↓											
<input type="radio"/> Advanced S104 Resource ID: 4	2022-10-13 to 2023-10-13											
<input type="radio"/> Basic A100 Resource ID: 2	2022-10-09 to 2023-10-09											
<input type="radio"/> Basic A100 Resource ID: 1	2022-10-09 to 2023-10-09											
<input type="radio"/> Advanced S104 Resource ID: 3	2022-10-08 to 2023-10-08											

You can go to the [License](#)

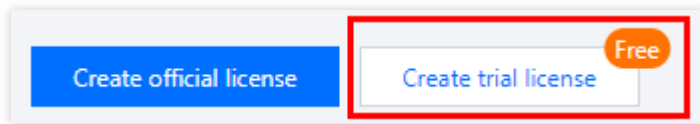
## Trial Licenses for Desktop Applications

### Applying for a trial license

You can apply for a trial license for Tencent Effect for free (a free trial is valid for 14 days and can be renewed once to extend its validity up to 28 days in total). The trial license uniformly issues the authorization for the supreme S1-07 edition. You can use this edition to test all features of the Tencent Effect SDK. For details about features of the S1-07 edition, refer to [Features](#).

You can **create a trial license for a new application**.

1. Go to [Desktop Licenses](#) of the Tencent Effect console and click **Create trial license**.



2. Enter the `App name` , `process name (Wind)` , and `bundle ID (macOS)` . Click **Tencent Effect** and select the capabilities to try (**Advanced S1-07**, **Capability X1-01**, **Capability X1-02**, and **Capability X1-03**). Click **Create**.

### Create trial license

Basic information

App name

Max 128 bytes; supports letters, Chinese characters, numbers, spaces, underscores, hyphens, and periods. E.g.: UGSV

Process name (Win)

Max 128 bytes; supports letters, numbers, spaces, underscores, hyphens, and periods. E.g.: ugsv.exe

Bundle ID (macOS)

Max 128 bytes; supports letters, numbers, spaces, underscores, hyphens, and periods. E.g.: tencent.ugsv.com

Capability

A trial license is valid for 14 days. You can extend the validity for another 14 days (28 days in total).

Tencent Effect

Valid for 14 days Available

Select capabilities

Package/Capabilities

☐ Advanced S107

☐ Capability X101

☐ Capability X102

☐ Capability X103

Create

Cancel

3. After the trial license is successfully created, you will see the License URL and License Key, **which you need to pass in when initializing the SDK, so save a copy of the information.**

©2013-2022 Tencent Cloud. All rights reserved.

Page 12 of 20

▼ test Trial license

Process name (Win) test Bundle ID (macOS) test Creation time May 28, 2024 19:37:15 (UTC+08:00) Asia/Shanghai

Basic information

License URLhttps://license.vod-pro.com/license/v2/1319523441\_1/v\_cube.license

License keyba33241bdf63959edea5af687bb0b93c

Tencent Effect

StatusNormal

FeatureAdvanced S107

Start timeMay 28, 2024 19:37:15 (UTC+08:00)

End timeJun 11, 2024 19:37:15 (UTC+08:00)

Renew Upgrade

Try more capab

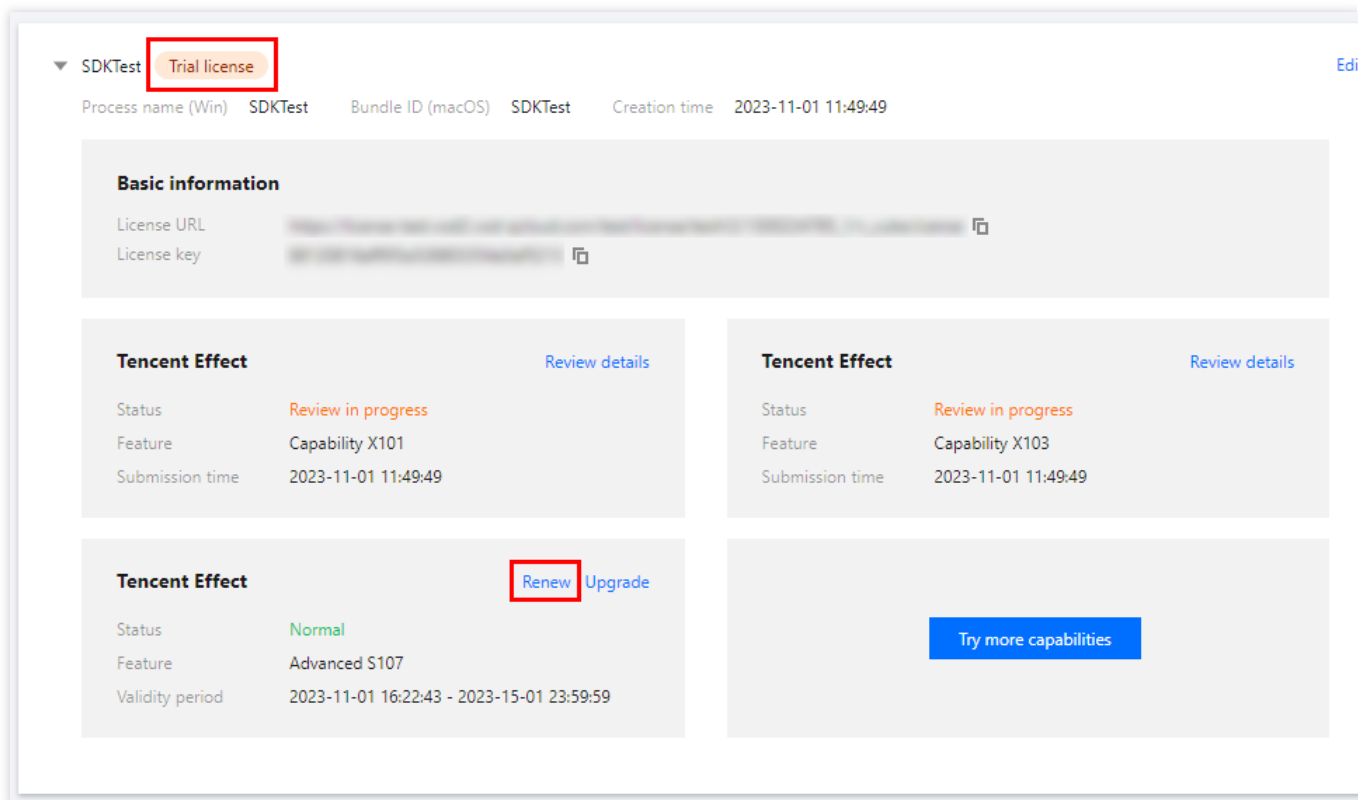
### Note:

To modify the process name (Windows) and bundle ID (macOS) bound to a trial license, click **Edit** on the right and, after modification, click **Confirm**.

You can enter  if you don't have a process name (Windows) or bundle ID (macOS) yet.

### Renewing a trial license

A trial license is valid for 14 days by default. You can renew it **once** to extend the validity by another 14 days: Just click **Renew** in the **Tencent Effect** capability and then click **Confirm**.



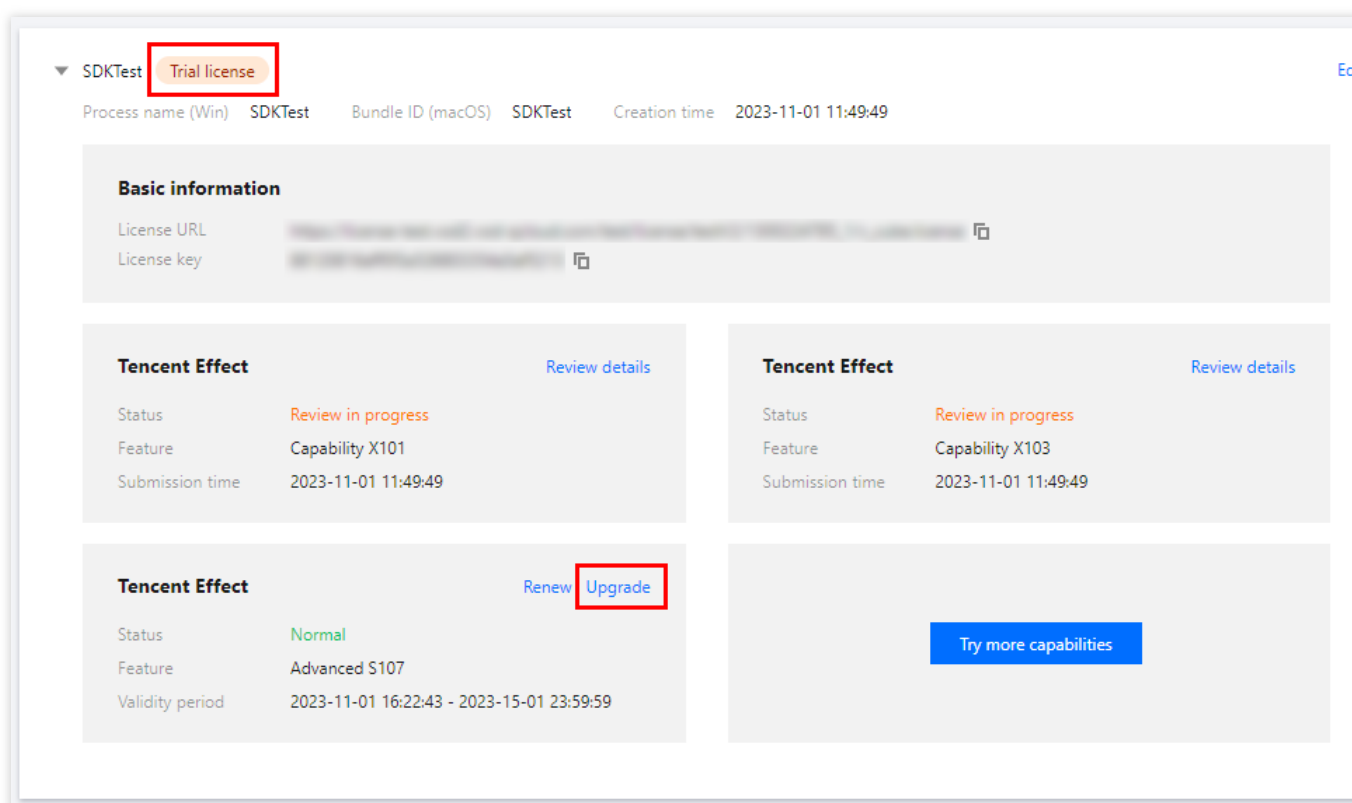
#### Note:

A trial license for Tencent Effect **can be renewed only once**, which means you can use a trial license for a maximum of 28 days. To continue using Tencent Effect after your trial license expires, you need to purchase an [official license](#).

### Upgrading to an official license

To upgrade to an official license, [purchase a Tencent Effect package](#) first and perform the following steps:

1. Click **Upgrade** in the Tencent Effect capability.



2. Enter the **Upgrade** interface, click **Bind**. Select the unbound Tencent Effect package, and click **Confirm**. An official license will be activated for the application. You don't need to go through the review process again. If you don't have any packages to bind, go to the [Purchase Page](#) to buy a package.

Upgrade

Upgrade information

Current edition

Advanced S104

Upgrade to

Tencent Effect official

Bind license resources

Capability	License Resource Name/ID	Validity period										
Tencent Effect	You haven't bound a license resource yet <a href="#">Bind</a>											
	<div>Search by license resource name (such as "live stream publishing") or ID (such as "18162")</div> <table><thead><tr><th>License Resource Name/ID</th><th>Validity period ↓</th></tr></thead><tbody><tr><td><input type="radio"/> Advanced S104 Resource ID: 4</td><td>2022-10-13 to 2023-10-13</td></tr><tr><td><input type="radio"/> Basic A100 Resource ID: 2</td><td>2022-10-09 to 2023-10-09</td></tr><tr><td><input type="radio"/> Basic A100 Resource ID: 1</td><td>2022-10-09 to 2023-10-09</td></tr><tr><td><input type="radio"/> Advanced S104 Resource ID: 3</td><td>2022-10-08 to 2023-10-08</td></tr></tbody></table>		License Resource Name/ID	Validity period ↓	<input type="radio"/> Advanced S104 Resource ID: 4	2022-10-13 to 2023-10-13	<input type="radio"/> Basic A100 Resource ID: 2	2022-10-09 to 2023-10-09	<input type="radio"/> Basic A100 Resource ID: 1	2022-10-09 to 2023-10-09	<input type="radio"/> Advanced S104 Resource ID: 3	2022-10-08 to 2023-10-08
License Resource Name/ID	Validity period ↓											
<input type="radio"/> Advanced S104 Resource ID: 4	2022-10-13 to 2023-10-13											
<input type="radio"/> Basic A100 Resource ID: 2	2022-10-09 to 2023-10-09											
<input type="radio"/> Basic A100 Resource ID: 1	2022-10-09 to 2023-10-09											
<input type="radio"/> Advanced S104 Resource ID: 3	2022-10-08 to 2023-10-08											

You can go to the [License](#)

## Trial Licenses for Web Applications

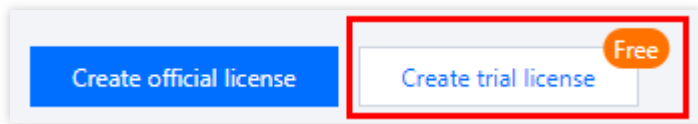
### Applying for a trial license

You can apply for trial licenses for Tencent Effect for free (**A free trial is valid for 14 days and can be renewed once to extend its validity up to 28 days in total**). All trial licenses are for professional editions, which allow you to try out all the SDK features. For more information on features, see [Features](#).

You can **create a trial license for a new application**.

1. Go to [Web Licenses](#) of the Tencent Effect console and click **Create trial license**.





2. Enter the `project name` , `domain` as needed. A web license can be used for a domain. Click **OK**.

**Create trial license** [X]

*i* • The validity period of trial license is 14 days. You can extend it for another 14 days (28 days in total). It can unlock all features of the Professional edition. [View details of Professional edition features](#)

Project name \*  ✓  
Max 128 bytes; supports Chinese characters, letters, numbers, spaces, and special characters \_-

Domain  ✓  
Max 128 bytes; does not support wildcards

**OK** **Cancel**

3. Upon successful creation of the trial license, the generated license information will be displayed on the page. **During the SDK initialization configuration, it is necessary to input both the License Key and License Token parameters. Please ensure the following information is securely stored.**

▲ SDKTest **Trial license**

Web Domain SDKTest.com Mini Program AppID wx1234567890abcdef Creation time 2023-10-27 16:36:14

**Basic information**

License key

License token \*\*\*\*\*

**Beauty AR Web - Trial**

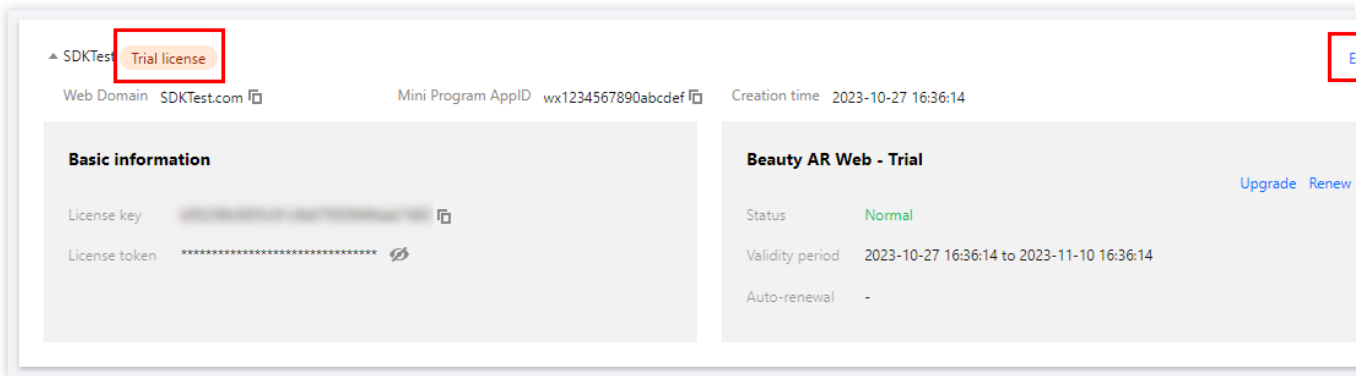
Status **Normal**

Auto-renewal -

Validity period 2023-10-27 16:36:14 to 2023-11-10 16:36:14

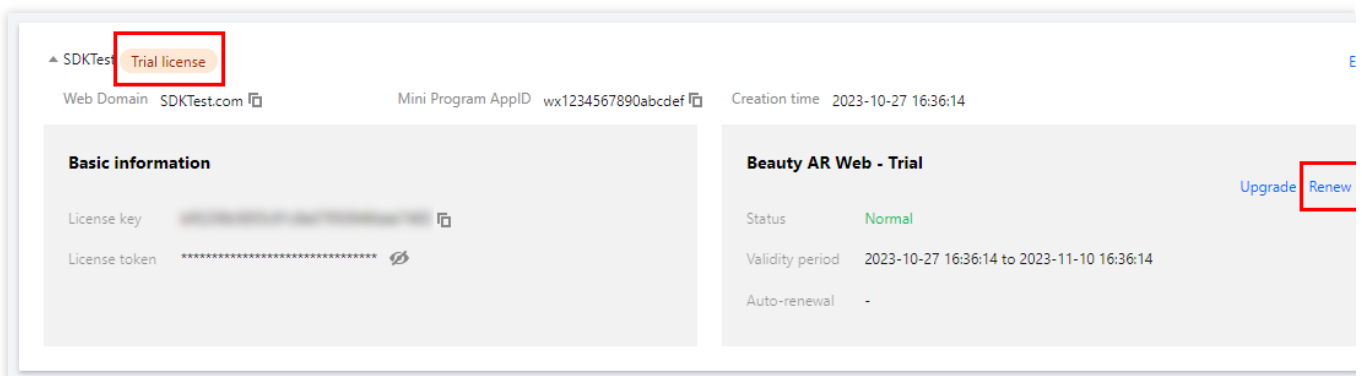
**Note:**

Within the validity period of the trial license, you may click on the **Edit** button located on the right to modify the Domain information. Simply click **Confirm** to save the changes.



## Renewing a trial license

A trial license is valid for 14 days by default. You can renew it **once** to extend the validity by another 14 days: Just click **Renew** in the **Tencent Effect** capability and then click **Confirm**.



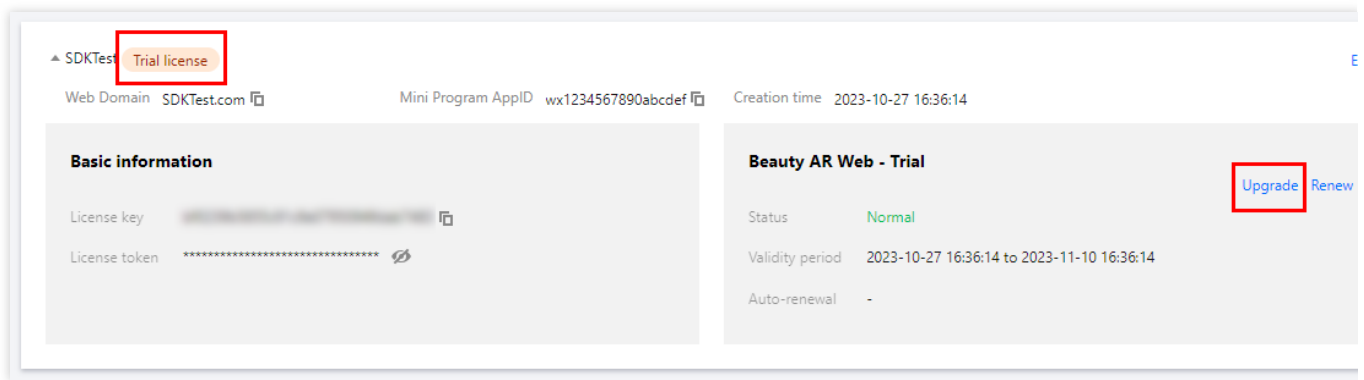
### Note:

A trial license for Tencent Effect **can be renewed only once**, which means you can use a trial license for a maximum of 28 days. To continue using Tencent Effect after your trial license expires, you need to purchase an [official license](#).

## Upgrading to an official license

To upgrade to an official license, [purchase a Tencent Effect package](#) first and perform the following steps:

1. Click **Upgrade** in the Tencent Effect capability.



2. Enter the **Upgrade** interface, select **Standard** 、 **Pro** or **Advanced**, click **Bind**. Select the unbound Tencent Effect package, and click **Confirm**. An official license will be activated for the application. If you don't have any packages to bind, go to the [Purchase Page](#) to buy a package.

**Upgrade****Upgrade information**Current edition    **Advanced**

Upgrade to

**Standard**

Includes Beautification, Filters, 2D stickers, Makeup, and Virtual backgrounds capabilities.

**Pro**

Includes all the features of the Standard version, as well as 3D stickers, Animojis, and Virtual avatars capabilities.

**Advanced**

Includes all the features of the Professional Edition and supports wildcard domain names.

**Select a license resource**

Capability	Resource name/ID	Validity period
Beauty AR Web	You haven't bound a license resource yet <a href="#">Bind</a>	

You can buy new licenses at the [license purchase page](#)

**Upgrade****Cancel**