

# **Short Message Service**

## **API Documentation**

### **Product Documentation**



## Copyright Notice

©2013-2024 Tencent Cloud. All rights reserved.

Copyright in this document is exclusively owned by Tencent Cloud. You must not reproduce, modify, copy or distribute in any way, in whole or in part, the contents of this document without Tencent Cloud's the prior written consent.

## Trademark Notice



All trademarks associated with Tencent Cloud and its services are owned by Tencent Cloud Computing (Beijing) Company Limited and its affiliated companies. Trademarks of third parties referred to in this document are owned by their respective proprietors.

## Service Statement

This document is intended to provide users with general information about Tencent Cloud's products and services only and does not form part of Tencent Cloud's terms and conditions. Tencent Cloud's products or services are subject to change. Specific products and services and the standards applicable to them are exclusively provided for in Tencent Cloud's applicable terms and conditions.

# Contents

## API Documentation

History

Introduction

API Category

Making API Requests

Request Structure

Common Params

Signature v3

Signature

Responses

Status Pull APIs

PullSmsReplyStatus

PullSmsReplyStatusByPhoneNumber

PullSmsSendStatus

PullSmsSendStatusByPhoneNumber

SMS Statistics APIs

SendStatusStatistics

CallbackStatusStatistics

SMS Signature APIs

AddSmsSign

DeleteSmsSign

DescribeSmsSignList

ModifySmsSign

SMS Delivery APIs

SendSms

SMS Mobile Number APIs

DescribePhoneNumberInfo

SMS Conversion Rate APIs

ReportConversion

SMS Template APIs

AddSmsTemplate

DeleteSmsTemplate

DescribeSmsTemplateList

ModifySmsTemplate

Data Types

Error Codes

SMS Callback APIs

Error Codes for SMS Sending and Receipt Status

SMS Sending Status Notification

SMS Reply

# API Documentation

## History

Last updated : 2024-05-20 17:52:49

### Release 6

Release time: 2022-08-26 11:24:54

Release updates:

Improvement to existing documentation.

New APIs:

- [ReportConversion](#)

New data structures:

- [ReportConversionStatus](#)

### Release 5

Release time: 2022-03-04 16:02:23

Release updates:

Improvement to existing documentation.

Modified data structures:

- [PullSmsSendStatus](#)
  - New members:SessionContext

### Release 4

Release time: 2021-11-24 17:43:02

Release updates:

Improvement to existing documentation.

Modified APIs:

- [DescribeSmsTemplateList](#)
  - New input parameters: Limit, Offset
  - **Modified input parameters:** TemplateIdSet

## Release 3

Release time: 2021-09-27 10:56:09

Release updates:

Improvement to existing documentation.

New APIs:

- [DescribePhoneNumberInfo](#)

New data structures:

- [PhoneNumberInfo](#)

## Release 2

Release time: 2021-06-01 15:18:56

Release updates:

Improvement to existing documentation.

New APIs:

- [AddSmsSign](#)
- [AddSmsTemplate](#)
- [CallbackStatusStatistics](#)
- [DeleteSmsSign](#)
- [DeleteSmsTemplate](#)
- [DescribeSmsSignList](#)
- [DescribeSmsTemplateList](#)
- [ModifySmsSign](#)
- [ModifySmsTemplate](#)
- [PullSmsReplyStatus](#)

- [PullSmsReplyStatusByPhoneNumber](#)
- [PullSmsSendStatus](#)
- [PullSmsSendStatusByPhoneNumber](#)
- [SendSms](#)
- [SendStatusStatistics](#)

**Deleted APIs:**

- [SmsPackagesStatistics](#)

New data structures:

- [AddSignStatus](#)
- [AddTemplateStatus](#)
- [CallbackStatusStatistics](#)
- [DeleteSignStatus](#)
- [DeleteTemplateStatus](#)
- [DescribeSignListStatus](#)
- [DescribeTemplateListStatus](#)
- [ModifySignStatus](#)
- [ModifyTemplateStatus](#)
- [PullSmsReplyStatus](#)
- [PullSmsSendStatus](#)
- [SendStatus](#)
- [SendStatusStatistics](#)

**Deleted data structures:**

- [SmsPackagesStatistics](#)

## Existing Release

Release time: 2021-05-27 10:45:45

Existing APIs/data structures are as follows:

Improvement to existing documentation.

Existing APIs:

- [SmsPackagesStatistics](#)

Existing data structures:

- SmsPackagesStatistics



# Introduction

Last updated : 2024-05-20 17:52:42

Tencent Cloud Short Message Service (SMS) enables you to quickly send SMS messages to recipients in over 220 countries and regions worldwide. Built on more than a decade of Tencent's SMS technology development and experience, Tencent Cloud SMS provides flexible and reliable service to over one hundred thousand customers, including platforms with hundreds of millions of users such as QQ and WeChat.

**Notes:**

- All SMS APIs described here have been upgraded to API 3.0 and all new SMS features will be updated here. We recommend that you use API 3.0.
- Legacy APIs (domain name: yun.tim.qq.com) remain available, but will not be updated.

# API Category

Last updated : 2024-05-20 17:52:43

## SMS Statistics APIs

API Name	Feature	Frequency Limit (maximum requests per second)
<a href="#">CallbackStatusStatistics</a>	Collects statistics on receipts	10
<a href="#">SendStatusStatistics</a>	Collects statistics on SMS delivery	10

## SMS Template APIs

API Name	Feature	Frequency Limit (maximum requests per second)
<a href="#">AddSmsTemplate</a>	Adds SMS template	2
<a href="#">DeleteSmsTemplate</a>	Deletes SMS template	1
<a href="#">DescribeSmsTemplateList</a>	Queries SMS template status	20
<a href="#">ModifySmsTemplate</a>	Modifies SMS template	20

## SMS Signature APIs

API Name	Feature	Frequency Limit (maximum requests per second)
<a href="#">AddSmsSign</a>	Adds SMS signature	1
<a href="#">DeleteSmsSign</a>	Deletes SMS signature	1
<a href="#">DescribeSmsSignList</a>	Queries SMS signature status	20
<a href="#">ModifySmsSign</a>	Modifies SMS signature	1

## Status Pull APIs

API Name	Feature	Frequency Limit (maximum requests per second)
<a href="#">PullSmsReplyStatus</a>	Pulls SMS reply status	100
<a href="#">PullSmsReplyStatusByPhoneNumber</a>	Pulls SMS reply status for one single number	20
<a href="#">PullSmsSendStatus</a>	Pulls SMS delivery status	100
<a href="#">PullSmsSendStatusByPhoneNumber</a>	Pulls SMS delivery status for one single number	20

## SMS Mobile Number APIs

API Name	Feature	Frequency Limit (maximum requests per second)
<a href="#">DescribePhoneNumberInfo</a>	Queries mobile number information	1000

## SMS Conversion Rate APIs

API Name	Feature	Frequency Limit (maximum requests per second)
<a href="#">ReportConversion</a>	Reports the SMS conversion rate	1000

## SMS Delivery APIs

API Name	Feature	Frequency Limit (maximum requests per second)
<a href="#">SendSms</a>	Sends SMS messages	3000

# Making API Requests

## Request Structure

Last updated : 2024-05-20 17:52:43

### 1. Service Address

The API supports access from either a nearby region (at `sms.tencentcloudapi.com`) or a specified region (at `sms.ap-guangzhou.tencentcloudapi.com` for Guangzhou, for example).

We recommend using the domain name to access the nearest server. When you call an API, the request is automatically resolved to a server in the region **nearest** to the location where the API is initiated. For example, when you initiate an API request in Guangzhou, this domain name is automatically resolved to a Guangzhou server, the result is the same as that of specifying the region in the domain like "`sms.ap-guangzhou.tencentcloudapi.com`".

**Note: For latency-sensitive businesses, we recommend that you specify the region in the domain name.**

Tencent Cloud currently supports the following regions:

Hosted region	Domain name
Local access region (recommended, only for non-financial availability zones)	<code>sms.tencentcloudapi.com</code>
South China (Guangzhou)	<code>sms.ap-guangzhou.tencentcloudapi.com</code>
East China (Shanghai)	<code>sms.ap-shanghai.tencentcloudapi.com</code>
North China (Beijing)	<code>sms.ap-beijing.tencentcloudapi.com</code>
Southwest China (Chengdu)	<code>sms.ap-chengdu.tencentcloudapi.com</code>
Southwest China (Chongqing)	<code>sms.ap-chongqing.tencentcloudapi.com</code>
Hong Kong, Macao, Taiwan (Hong Kong, China)	<code>sms.ap-hongkong.tencentcloudapi.com</code>
Southeast Asia (Singapore)	<code>sms.ap-singapore.tencentcloudapi.com</code>
Southeast Asia (Bangkok)	<code>sms.ap-bangkok.tencentcloudapi.com</code>

South Asia (Mumbai)	sms.ap-mumbai.tencentcloudapi.com
Northeast Asia (Seoul)	sms.ap-seoul.tencentcloudapi.com
Northeast Asia (Tokyo)	sms.ap-tokyo.tencentcloudapi.com
U.S. East Coast (Virginia)	sms.na-ashburn.tencentcloudapi.com
U.S. West Coast (Silicon Valley)	sms.na-siliconvalley.tencentcloudapi.com
North America (Toronto)	sms.na-toronto.tencentcloudapi.com
Europe (Frankfurt)	sms.eu-frankfurt.tencentcloudapi.com

## 2. Communications Protocol

All the Tencent Cloud APIs communicate via HTTPS, providing highly secure communication tunnels.

## 3. Request Methods

Supported HTTP request methods:

- POST (recommended)
- GET

The Content-Type types supported by POST requests:

- application/json (recommended). The TC3-HMAC-SHA256 signature algorithm must be used.
- application/x-www-form-urlencoded. The HmacSHA1 or HmacSHA256 signature algorithm must be used.
- multipart/form-data (only supported by certain APIs). You must use TC3-HMAC-SHA256 to calculate the signature.

The size of a GET request packet is up to 32 KB. The size of a POST request is up to 1 MB when the HmacSHA1 or HmacSHA256 signature algorithm is used, and up to 10 MB when TC3-HMAC-SHA256 is used.

## 4. Character Encoding

Only UTF-8 encoding is used.

# Common Params

Last updated : 2024-05-20 17:52:44

Common parameters are used for all APIs authenticating requestors. Common parameters must be included in all API requests, and they will not be described in individual API documents.

The exact contents of the common parameters will vary depending on the version of the signature method you use.

## Common parameters for Signature Algorithm v3

When the TC3-HMAC-SHA256 algorithm is used, the common parameters should be uniformly placed in the HTTP request header, as shown below:

Parameter Name	Type	Required	Description
X-TC-Action	String	Yes	The name of the API for the desired operation. For the specific value, see description of common parameter <code>Action</code> in the input parameters in related API documentation. For example, the API for querying the CVM instance list is <code>DescribeInstances</code> .
X-TC-Region	String	Yes	Region parameter, which is used to identify the region to which the data you work with belongs. For values supported for an API, see the description of common parameter <code>Region</code> in the input parameters in related API documentation. This parameter is not required for some APIs (which will be indicated in related API documentation), and will not take effect even it is passed.
X-TC-Timestamp	Integer	Yes	The current UNIX timestamp that records the time when the API request is sent. For example, 1529223702. Note: If the difference between the UNIX timestamp and server time is greater than 5 minutes, a signature expiration error may occur.
X-TC-Version	String	Yes	API version of the action. For the valid values, see the description of the common parameter <code>Version</code> in the API documentation. For example, the version is 2017-03-12.
Authorization	String	Yes	The HTTP authentication request header, for example: TC3-HMAC-SHA256 Credential=AKIDEXAMPLE/Date/service/tc3_request/Region, SignedHeaders=content-type;host, Signature=fe5f80f77d5fa3beca038a248ff027d0445342fe2855ddc96317 Here: - TC3-HMAC-SHA256: Signature method, currently fixed as this value; - Credential: Signature credential; AKIDEXAMPLE is the SecretId; Date is the UNIX timestamp in UTC time, and this value must match the value of X-TC-Timestamp (a co

			parameter) in UTC time format; service is the name of the product/service generally a domain name prefix. For example, a domain name cvm.tencent refers to the CVM product and the value would be cvm; - SignedHeaders: The headers that contains the authentication information type and host are the required headers; - Signature: Signature digest.
X-TC-Token	String	No	The token used for a temporary certificate. It must be used with a temporary key to obtain the temporary key and token by calling a CAM API. No token is required for a long-term key.

Assuming you want to query the list of Cloud Virtual Machine instances in the Guangzhou region, the request structure in the form of request URL, request header and request body may be as follows:

Example of an HTTP GET request structure:

```
https://cvm.tencentcloudapi.com/?Limit=10&Offset=0

Authorization: TC3-HMAC-SHA256 Credential=AKIDz8krbsJ5yKBZQpn74WFkmLPx3EXAMPLE/2018-10-09/cvm/tc3_request, SignedHeaders=content-type;host, Signature=5da7a33f6993f0614b047e5df4582db9e9bf4672ba50567dba16c6ccf174c474
Content-Type: application/x-www-form-urlencoded
Host: cvm.tencentcloudapi.com
X-TC-Action: DescribeInstances
X-TC-Version: 2017-03-12
X-TC-Timestamp: 1539084154
X-TC-Region: ap-guangzhou
```

The following example shows you how to structure an HTTP POST (application/json) request:

```
https://cvm.tencentcloudapi.com/

Authorization: TC3-HMAC-SHA256 Credential=AKIDEXAMPLE/2018-05-30/cvm/tc3_request, SignedHeaders=content-type;host, Signature=582c400e06b5924a6f2b5d7d672d79c15b13162d9279b0855cfba6789a8edb4c
Content-Type: application/json
Host: cvm.tencentcloudapi.com
X-TC-Action: DescribeInstances
X-TC-Version: 2017-03-12
X-TC-Timestamp: 1527672334
X-TC-Region: ap-guangzhou

{"Offset":0,"Limit":10}
```

Example of an HTTP POST (multipart/form-data) request structure (only supported by specific APIs):

```
https://cvm.tencentcloudapi.com/
```

```
Authorization: TC3-HMAC-SHA256 Credential=AKIDEXAMPLE/2018-05-30/cvm/tc3_request,
SignedHeaders=content-type;host, Signature=582c400e06b5924a6f2b5d7d672d79c15b1316
2d9279b0855cfba6789a8edb4c
```

```
Content-Type: multipart/form-data; boundary=58731222010402
```

```
Host: cvm.tencentcloudapi.com
```

```
X-TC-Action: DescribeInstances
```

```
X-TC-Version: 2017-03-12
```

```
X-TC-Timestamp: 1527672334
```

```
X-TC-Region: ap-guangzhou
```

```
--58731222010402
```

```
Content-Disposition: form-data; name="Offset"
```

```
0
```

```
--58731222010402
```

```
Content-Disposition: form-data; name="Limit"
```

```
10
```

```
--58731222010402--
```

## Common parameters for Signature Algorithm v1

To adopt the HmacSHA1 and HmacSHA256 signature methods, common parameters must be put into the request string, as shown below:

Parameter Name	Type	Required	Description
Action	String	Yes	The name of the API for the desired operation. For the specific value, see the description of common parameter <code>Action</code> in the input parameters in related API documentation. For example, the API for querying the CVM instance list is <code>DescribeInstances</code> .
Region	String	Yes	Region parameter, which is used to identify the region to which the data you want to work with belongs. For values supported for an API, see the description of common parameter <code>Region</code> in the input parameters in related API documentation. Note: This parameter is not required for some APIs (which will be indicated in related API documentation), and will not take effect even if it is passed.



Timestamp	Integer	Yes	The current UNIX timestamp that records the time when the API request was initiated, for example, 1529223702. If the difference between the value and the current system time is too large, a signature expiration error may occur.
Nonce	Integer	Yes	A random positive integer used along with <code>Timestamp</code> to prevent replay attacks.
SecretId	String	Yes	The identifying SecretId obtained on the <a href="#">Cloud API Key</a> page. A SecretId corresponds to a unique SecretKey which is used to generate the request signature (Signature).
Signature	String	Yes	Request signature used to verify the validity of this request. This is calculated based on the actual input parameters. For more information about how this is calculated, see the API authentication documentation.
Version	String	Yes	API version of the action. For the valid values, see the description of the common input parameter <code>Version</code> in the API documentation. For example, the version of CVM is 2017-03-12.
SignatureMethod	String	No	Signature method. Currently, only HmacSHA256 and HmacSHA1 are supported. The HmacSHA256 algorithm is used to verify the signature only when this parameter is specified as HmacSHA256. In other cases, the signature is verified with HmacSHA1.
Token	String	No	The token used for a temporary certificate. It must be used with a temporary key. You can obtain the temporary key and token by calling a CAM API. No token is required for a long-term key.

Assuming you want to query the list of Cloud Virtual Machine instances in the Guangzhou region, the request structure in the form of request URL, request header and request body may be as follows:

Example of an HTTP GET request structure:

```
https://cvm.tencentcloudapi.com/?Action=DescribeInstances&Version=2017-03-12&SignatureMethod=HmacSHA256&Timestamp=1527672334&Signature=37ac2f4fde00b0ac9bd9eadeb459b1bb224158d66e7ae5fcadb70b2d181d02&Region=ap-guangzhou&Nonce=23823223&SecretId=AKIDEXAMPLE
```

```
Host: cvm.tencentcloudapi.com
Content-Type: application/x-www-form-urlencoded
```

Example of an HTTP POST request structure:

```
https://cvm.tencentcloudapi.com/
```

```
Host: cvm.tencentcloudapi.com
```

```
Content-Type: application/x-www-form-urlencoded
```

```
Action=DescribeInstances&Version=2017-03-12&SignatureMethod=HmacSHA256&Timestamp=1527672334&Signature=37ac2f4fde00b0ac9bd9eadeb459b1bbec224158d66e7ae5fcadb70b2d181d02&Region=ap-guangzhou&Nonce=23823223&SecretId=AKIDEXAMPLE
```

## Region List

The supported Region field values for all APIs in this product are listed as below. For any API that does not support any of the following regions, this field will be described additionally in the relevant API document.

Region	Value
Southeast Asia (Singapore)	ap-singapore

# Signature v3

Last updated : 2024-05-20 17:52:46

TencentCloud API authenticates every single request, i.e., the request must be signed using the security credentials in the designated steps. Each request has to contain the signature information (Signature) in the common request parameters and be sent in the specified way and format.

## Applying for Security Credentials

The security credential used in this document is a key, which includes a SecretId and a SecretKey. Each user can have up to two pairs of keys.

- SecretId: Used to identify the API caller, which is just like a username.
- SecretKey: Used to authenticate the API caller, which is just like a password.
- **You must keep your security credentials private and avoid disclosure; otherwise, your assets may be compromised. If they are disclosed, please disable them as soon as possible.**

You can apply for the security credentials through the following steps:

1. Log in to the [Tencent Cloud Console](#).
2. Go to the [TencentCloud API Key](#) console page.
3. On the [TencentCloud API Key](#) page, click **Create** to create a SecretId/SecretKey pair.

## Using the Resources for Developers

TencentCloud API comes with SDKs for seven commonly used programming languages, including [Python](#), [Java](#), [PHP](#), [Go](#), [NodeJS](#) and [.NET](#). In addition, it provides [API Explorer](#) which enables online call, signature verification, and SDK code generation. If you have any troubles calculating a signature, consult these resources.

## TC3-HMAC-SHA256 Signature Algorithm

Compatible with the previous HmacSHA1 and HmacSHA256 signature algorithms, the TC3-HMAC-SHA256 signature algorithm is more secure and supports larger requests and JSON format with better performance. We recommend using TC3-HMAC-SHA256 to calculate the signature.

TencentCloud API supports both GET and POST requests. For the GET method, only the Content-Type: application/x-www-form-urlencoded protocol format is supported. For the POST method, two protocol formats,

Content-Type: application/json and Content-Type: multipart/form-data, are supported. The JSON format is supported by default for all business APIs, and the multipart format is supported only for specific business APIs. In this case, the API cannot be called in JSON format. See the specific business API documentation for more information. The POST method is recommended, as there is no difference in the results of both the methods, but the GET method only supports request packets up to 32 KB.

The following uses querying the list of CVM instances in the Guangzhou region as an example to describe the steps of signature splicing. We chose this API because:

1. CVM is activated by default, and this API is often used;
2. It is read-only and does not change the status of existing resources;
3. It covers many types of parameters, which allows it to be used to demonstrate how to use arrays containing data structures.

In the example, we try to choose common parameters and API parameters that are prone to mistakes. When you actually call an API, please use parameters based on the actual conditions. The parameters vary by API. Do not copy the parameters and values in this example.

Assuming that your SecretId and SecretKey are `AKIDz8krbsJ5yKBZQpn74WFkmLPx3*****` and `Gu5t9xGARNpq86cd98joQYCN3*****`, respectively, if you want to view the status of the instance in the Guangzhou region whose CVM instance name is "unnamed" and have only one data entry returned, then the request may be:

```
curl -X POST https://cvm.tencentcloudapi.com \
-H "Authorization: TC3-HMAC-SHA256 Credential=AKIDz8krbsJ5yKBZQpn74WFkmLPx3*****
*/2019-02-25/cvm/tc3_request, SignedHeaders=content-type;host, Signature=c492e8e4
1437e97a620b728c301bb8d17e7dc0c17eeabce80c20cd70fc3a78ff" \
-H "Content-Type: application/json; charset=utf-8" \
-H "Host: cvm.tencentcloudapi.com" \
-H "X-TC-Action: DescribeInstances" \
-H "X-TC-Timestamp: 1551113065" \
-H "X-TC-Version: 2017-03-12" \
-H "X-TC-Region: ap-guangzhou" \
-d '{"Limit": 1, "Filters": [{"Values": ["unnamed"], "Name": "instance-name"}]}'
```

The signature calculation process is explained in detail below.

## 1. Concatenating the CanonicalRequest String

Concatenate the canonical request string (CanonicalRequest) in the following pseudocode format:

```
CanonicalRequest =
HTTPRequestMethod + '\n' +
CanonicalURI + '\n' +
```

```
CanonicalQueryString + '\n' +
CanonicalHeaders + '\n' +
SignedHeaders + '\n' +
HashedRequestPayload
```

Field Name	Explanation
HTTPRequestMethod	HTTP request method (GET or POST). This example uses <code>POST</code> .
CanonicalURI	URI parameter. Slash ("/") is used for API 3.0.
CanonicalQueryString	<p>The query string in the URL of the originating HTTP request. This is always an empty string for POST requests, and is the string after the question mark (?) for GET requests. For example: <code>Limit=10&amp;Offset=0</code>.</p> <p>Note: <code>CanonicalQueryString</code> must be URL-encoded, referencing <a href="#">RFC3986</a>, the UTF8 character set. We recommend using the programming language library. All special characters must be encoded and capitalized.</p>
CanonicalHeaders	<p>Header information for signature calculation, including at least two headers of <code>host</code> and <code>content-type</code>. Custom headers can be added to participate in the signature process to improve the uniqueness and security of the request.</p> <p>Concatenation rules:</p> <ol style="list-style-type: none"> <li>Both the key and value of the header should be converted to lowercase with the leading and trailing spaces removed, so they are concatenated in the format of <code>key:value\n</code> format;</li> <li>If there are multiple headers, they should be sorted in ASCII ascending order by the header keys (lowercase).</li> </ol> <p>The calculation result in this example is <code>content-type:application/json; charset=utf-8\nhost:cvm.tencentcloudapi.com\n</code>.</p> <p>Note: <code>content-type</code> must match the actually sent content. In some programming languages, a charset value would be added even if it is not specified. In this case, the request sent is different from the one signed, and the server will return an error indicating signature verification failed.</p>
SignedHeaders	<p>Header information for signature calculation, indicating which headers of the request participate in the signature process (they must each individually correspond to the headers in CanonicalHeaders). <code>Content-type</code> and <code>host</code> are required headers.</p> <p>Concatenation rules:</p> <ol style="list-style-type: none"> <li>Both the key and value of the header should be converted to lowercase;</li> <li>If there are multiple headers, they should be sorted in ASCII ascending order by the header keys (lowercase) and separated by semicolons (;).</li> </ol> <p>The value in this example is <code>content-type;host</code></p>
HashedRequestPayload	Hash value of the request payload (i.e., the body, such as <code>{"Limit": 1, "Filter</code>

`[{"Values": ["unnamed"], "Name": "instance-name"}]}` in this example  
 The pseudocode for calculation is  
 Lowercase(HexEncode(Hash.SHA256(RequestPayload))) by SHA256 hashing the payload of the HTTP request, performing hexadecimal encoding, and finally converting the encoded string to lowercase letters. For GET requests, `RequestPayload` is always an empty string. The calculation result in this example is  
`99d58dfbc6745f6747f36bfca17dee5e6881dc0428a0a36f96199342bc5b4907`

According to the rules above, the `CanonicalRequest` string obtained in the example is as follows:

**POST**

/

**content-type:**application/json; charset=utf-8

**host:**cvm.tencentcloudapi.com

**content-type;host**

`99d58dfbc6745f6747f36bfca17dee5e6881dc0428a0a36f96199342bc5b4907`

## 2. Concatenating the String to Be Signed

The string to sign is concatenated as follows:

```
StringToSign =
Algorithm + \n +
RequestTimestamp + \n +
CredentialScope + \n +
HashedCanonicalRequest
```

Field Name	Explanation
Algorithm	Signature algorithm, which is currently always <code>TC3-HMAC-SHA256</code> .
RequestTimestamp	Request timestamp, i.e., the value of the common parameter <code>X-TC-Timestamp</code> in request header, which is the UNIX timestamp of the current time in seconds, such as <code>1551113065</code> in this example.
CredentialScope	Scope of the credential in the format of <code>Date/service/tc3_request</code> , including date, requested service and termination string (tc3_request). <b>Date is a date in UTC time, whose value should match the UTC date converted by the common parameter X-TC-Timestamp</b> ; <code>service</code> is the product name, which should be the domain name of the product called. The calculation result in this example is <code>2018-05-25/cvm/tc3_request</code> .

## HashedCanonicalRequest

Hash value of the CanonicalRequest string concatenated in the steps above. The pseudocode for calculation is Lowercase(HexEncode(Hash.SHA256(CanonicalRequest))). The calculation result in this example is

```
2815843035062fffd6f2a44ea8a34818b0dc46f024b8b3786976a3ad
```

## Note:

1. Date has to be calculated from the timestamp "X-TC-Timestamp" and the time zone is UTC+0. If you add the system's local time zone information (such as UTC+8), calls can succeed both day and night but will definitely fail at 00:00. For example, if the timestamp is 1551113065 and the time in UTC+8 is 2019-02-26 00:44:25, the UTC+0 date in the calculated Date value should be 2019-02-25 instead of 2019-02-26.
2. Timestamp must be the same as your current system time, and your system time and standard time must be synced; if the difference between Timestamp and your current system time is larger than five minutes, the request will fail. If your system time is out of sync with the standard time for a while, the request will fail and return a signature expiration error.

According to the preceding rules, the string to be signed obtained in the example is as follows:

```
TC3-HMAC-SHA256
1551113065
2019-02-25/cvm/tc3_request
2815843035062fffd6f2a44ea8a34818b0dc46f024b8b3786976a3adda7a
```

### 3. Calculating the Signature

1. Calculate the derived signature key with the following pseudocode:

```
SecretKey = "Gu5t9xGARNpq86cd98joQYCN3*****"
SecretDate = HMAC_SHA256("TC3" + SecretKey, Date)
SecretService = HMAC_SHA256(SecretDate, Service)
SecretSigning = HMAC_SHA256(SecretService, "tc3_request")
```

Field Name	Explanation
SecretKey	The original SecretKey, i.e., <code>Gu5t9xGARNpq86cd98joQYCN3*****</code> .
Date	The Date field information in <code>Credential</code> , such as <code>2019-02-25</code> in this example.

Service	Value in the Service field in <code>Credential</code> , such as <code>cvm</code> in this example.
---------	---

2. Calculate the signature with the following pseudocode:

```
Signature = HexEncode(HMAC_SHA256(SecretSigning, StringToSign))
```

#### 4. Concatenating the Authorization

The Authorization is concatenated as follows:

```
Authorization =
Algorithm + ' ' +
'Credential=' + SecretId + '/' + CredentialScope + ', ' +
'SignedHeaders=' + SignedHeaders + ', ' +
'Signature=' + Signature
```

Field Name	Explanation
Algorithm	Signature algorithm, which is always <code>TC3-HMAC-SHA256</code> .
SecretId	The SecretId in the key pair, i.e., <code>AKIDz8krbsJ5yKBZQpn74WFkmLPx3*****</code> .
CredentialScope	Credential scope (see above). The calculation result in this example is <code>2019-02-25/cvm/tc3_request</code> .
SignedHeaders	Header information for signature calculation (see above), such as <code>content-type;host</code> in this example.
Signature	Signature value. The calculation result in this example is <code>c492e8e41437e97a620b728c301bb8d17e7dc0c17eeabce80c20cd70fc3a78ff</code> .

According to the rules above, the value obtained in the example is:

```
TC3-HMAC-SHA256 Credential=AKIDz8krbsJ5yKBZQpn74WFkmLPx3*****/2019-02-25/cvm/tc3_request, SignedHeaders=content-type;host, Signature=c492e8e41437e97a620b728c301bb8d17e7dc0c17eeabce80c20cd70fc3a78ff
```

The following example shows a finished authorization header:

```
POST https://cvm.tencentcloudapi.com/
Authorization: TC3-HMAC-SHA256 Credential=AKIDz8krbsJ5yKBZQpn74WFkmLPx3*****/2019-02-25/cvm/tc3_request, SignedHeaders=content-type;host, Signature=c492e8e41437e97a620b728c301bb8d17e7dc0c17eeabce80c20cd70fc3a78ff
```



```
Content-Type: application/json; charset=utf-8
Host: cvm.tencentcloudapi.com
X-TC-Action: DescribeInstances
X-TC-Version: 2017-03-12
X-TC-Timestamp: 1551113065
X-TC-Region: ap-guangzhou

{"Limit": 1, "Filters": [{"Values": ["unnamed"], "Name": "instance-name"}]}
```

## 5. Signature Demo

When calling API 3.0, you are recommended to use the corresponding Tencent Cloud SDK 3.0 which encapsulates the signature process, enabling you to focus on only the specific APIs provided by the product when developing. See [SDK Center](#) for more information. Currently, the following programming languages are supported:

- [Python](#)
- [Java](#)
- [PHP](#)
- [Go](#)
- [NodeJS](#)
- [.NET](#)

To further explain the signing process, we will use a programming language to implement the process described above. The request domain name, API and parameter values in the sample are used here. This goal of this example is only to provide additional clarification for the signature process, please see the SDK for actual usage.

The final output URL might be: `https://cvm.tencentcloudapi.com/?Action=DescribeInstances&InstanceId=ins-09dx96dg&Limit=20&Nonce=11886&Offset=0&Region=ap-guangzhou&SecretId=AKIDz8krbsJ5yKBZQpn74WFkmLPx3*****&Signature=EliP9YW3pW28FpsEdkXt%2F%2BWcGel%3D&Timestamp=1465185768&Version=2017-03-12.`

Note: The key in the example is fictitious, and the timestamp is not the current time of the system, so if this URL is opened in the browser or called using commands such as curl, an authentication error will be returned: Signature expired. In order to get a URL that can work properly, you need to replace the SecretId and SecretKey in the example with your real credentials and use the current time of the system as the Timestamp.

Note: In the example below, even if you use the same programming language, the order of the parameters in the URL may be different for each execution. However, the order does not matter, as long as all the parameters are included in the URL and the signature is calculated correctly.

Note: The following code is only applicable to API 3.0. It cannot be directly used in other signature processes. Even with an older API, signature calculation errors may occur due to the differences in details. Please refer to the corresponding documentation.

## Java

```
import java.nio.charset.Charset;
import java.nio.charset.StandardCharsets;
import java.security.MessageDigest;
import java.text.SimpleDateFormat;
import java.util.Date;
import java.util.TimeZone;
import java.util.TreeMap;
import javax.crypto.Mac;
import javax.crypto.spec.SecretKeySpec;
import javax.xml.bind.DatatypeConverter;

public class TencentCloudAPITC3Demo {
    private final static Charset UTF8 = StandardCharsets.UTF_8;
    private final static String SECRET_ID = "AKIDz8krbsJ5yKBZQpn74WFkmLPx3*****";
    private final static String SECRET_KEY = "Gu5t9xGARNpq86cd98joQYCN3*****";
    private final static String CT_JSON = "application/json; charset=utf-8";

    public static byte[] hmac256(byte[] key, String msg) throws Exception {
        Mac mac = Mac.getInstance("HmacSHA256");
        SecretKeySpec secretKeySpec = new SecretKeySpec(key, mac.getAlgorithm());
        mac.init(secretKeySpec);
        return mac.doFinal(msg.getBytes(UTF8));
    }

    public static String sha256Hex(String s) throws Exception {
        MessageDigest md = MessageDigest.getInstance("SHA-256");
        byte[] d = md.digest(s.getBytes(UTF8));
        return DatatypeConverter.printHexBinary(d).toLowerCase();
    }

    public static void main(String[] args) throws Exception {
        String service = "cvm";
        String host = "cvm.tencentcloudapi.com";
        String region = "ap-guangzhou";
        String action = "DescribeInstances";
        String version = "2017-03-12";
        String algorithm = "TC3-HMAC-SHA256";
        String timestamp = "1551113065";
        //String timestamp = String.valueOf(System.currentTimeMillis() / 1000);
        SimpleDateFormat sdf = new SimpleDateFormat("yyyy-MM-dd");
        // Pay attention to the time zone; otherwise, errors may occur
        sdf.setTimeZone(TimeZone.getTimeZone("UTC"));
        String date = sdf.format(new Date(Long.valueOf(timestamp + "000")));

        // ***** Step 1: Concatenate the CanonicalRequest string *****
    }
```

```
String httpRequestMethod = "POST";
String canonicalUri = "/";
String canonicalQueryString = "";
String canonicalHeaders = "content-type:application/json; charset=utf-8\n" + "host:" + host + "\n";
String signedHeaders = "content-type;host";

String payload = "{\"Limit\": 1, \"Filters\": [{\"Values\": [\"unnamed\"], \"Name\": \"instance-name\"}] }";
String hashedRequestPayload = sha256Hex(payload);
String canonicalRequest = httpRequestMethod + "\n" + canonicalUri + "\n" + canonicalQueryString + "\n"
+ canonicalHeaders + "\n" + signedHeaders + "\n" + hashedRequestPayload;
System.out.println(canonicalRequest);

// ***** Step 2: Concatenate the string to sign *****
String credentialScope = date + "/" + service + "/" + "tc3_request";
String hashedCanonicalRequest = sha256Hex(canonicalRequest);
String stringToSign = algorithm + "\n" + timestamp + "\n" + credentialScope +
"\n" + hashedCanonicalRequest;
System.out.println(stringToSign);

// ***** Step 3: Calculate the signature *****
byte[] secretDate = hmac256(("TC3" + SECRET_KEY).getBytes(UTF8), date);
byte[] secretService = hmac256(secretDate, service);
byte[] secretSigning = hmac256(secretService, "tc3_request");
String signature = DatatypeConverter.printHexBinary(hmac256(secretSigning, stringToSign)).toLowerCase();
System.out.println(signature);

// ***** Step 4: Concatenate the Authorization *****
String authorization = algorithm + " " + "Credential=" + SECRET_ID + "/" + credentialScope + ", "
+ "SignedHeaders=" + signedHeaders + ", " + "Signature=" + signature;
System.out.println(authorization);

TreeMap<String, String> headers = new TreeMap<String, String>();
headers.put("Authorization", authorization);
headers.put("Content-Type", CT_JSON);
headers.put("Host", host);
headers.put("X-TC-Action", action);
headers.put("X-TC-Timestamp", timestamp);
headers.put("X-TC-Version", version);
headers.put("X-TC-Region", region);

StringBuilder sb = new StringBuilder();
sb.append("curl -X POST https://").append(host)
```

```
.append(" -H \"Authorization: ").append(authorization).append("\")
.append(" -H \"Content-Type: application/json; charset=utf-8\"")
.append(" -H \"Host: ").append(host).append("\")
.append(" -H \"X-TC-Action: ").append(action).append("\")
.append(" -H \"X-TC-Timestamp: ").append(timestamp).append("\")
.append(" -H \"X-TC-Version: ").append(version).append("\")
.append(" -H \"X-TC-Region: ").append(region).append("\")
.append(" -d '").append(payload).append("'");
System.out.println(sb.toString());
}
}
```

## Python

```
# -*- coding: utf-8 -*-
import hashlib, hmac, json, os, sys, time
from datetime import datetime

# Key Parameters
secret_id = "AKIDz8krbsJ5yKBZQpn74WFkmLPx3*****"
secret_key = "Gu5t9xGARNpq86cd98joQYCN3*****"

service = "cvm"
host = "cvm.tencentcloudapi.com"
endpoint = "https://" + host
region = "ap-guangzhou"
action = "DescribeInstances"
version = "2017-03-12"
algorithm = "TC3-HMAC-SHA256"
#timestamp = int(time.time())
timestamp = 1551113065
date = datetime.utcnow().timestamp(timestamp).strftime("%Y-%m-%d")
params = {"Limit": 1, "Filters": [{"Name": "instance-name", "Values": ["unnamed"]}]}

# ***** Step 1: Concatenate the CanonicalRequest string *****
http_request_method = "POST"
canonical_uri = "/"
canonical_querystring = ""
ct = "application/json; charset=utf-8"
payload = json.dumps(params)
canonical_headers = "content-type:%s\nhost:%s\n" % (ct, host)
signed_headers = "content-type;host"
hashed_request_payload = hashlib.sha256(payload.encode("utf-8")).hexdigest()
canonical_request = (http_request_method + "\n" +
canonical_uri + "\n" +
```

```

canonical_querystring + "\n" +
canonical_headers + "\n" +
signed_headers + "\n" +
hashed_request_payload)
print(canonical_request)

# ***** Step 2: Concatenate the string to sign *****
credential_scope = date + "/" + service + "/" + "tc3_request"
hashed_canonical_request = hashlib.sha256(canonical_request.encode("utf-8")).hexdigest()
string_to_sign = (algorithm + "\n" +
str(timestamp) + "\n" +
credential_scope + "\n" +
hashed_canonical_request)
print(string_to_sign)

# ***** Step 3: Calculate the Signature *****
# Function for computing signature digest
def sign(key, msg):
return hmac.new(key, msg.encode("utf-8"), hashlib.sha256).digest()
secret_date = sign(("TC3" + secret_key).encode("utf-8"), date)
secret_service = sign(secret_date, service)
secret_signing = sign(secret_service, "tc3_request")
signature = hmac.new(secret_signing, string_to_sign.encode("utf-8"), hashlib.sha256).hexdigest()
print(signature)

# ***** Step 4: Concatenate the Authorization *****
authorization = (algorithm + " " +
"Credential=" + secret_id + "/" + credential_scope + ", " +
"SignedHeaders=" + signed_headers + ", " +
"Signature=" + signature)
print(authorization)

print('curl -X POST ' + endpoint
+ ' -H "Authorization: ' + authorization + '" '
+ ' -H "Content-Type: application/json; charset=utf-8" '
+ ' -H "Host: ' + host + '" '
+ ' -H "X-TC-Action: ' + action + '" '
+ ' -H "X-TC-Timestamp: ' + str(timestamp) + '" '
+ ' -H "X-TC-Version: ' + version + '" '
+ ' -H "X-TC-Region: ' + region + '" '
+ " -d '" + payload + "'")

```

## Golang

```
package main

import (
    "crypto/hmac"
    "crypto/sha256"
    "encoding/hex"
    "fmt"
    "time"
)

func sha256hex(s string) string {
    b := sha256.Sum256([]byte(s))
    return hex.EncodeToString(b[:])
}

func hmacsha256(s, key string) string {
    hashed := hmac.New(sha256.New, []byte(key))
    hashed.Write([]byte(s))
    return string(hashed.Sum(nil))
}

func main() {
    secretId := "AKIDz8krbsJ5yKBZQpn74WFkmLPx3*****"
    secretKey := "Gu5t9xGARNpq86cd98joQYCN3*****"
    host := "cvm.tencentcloudapi.com"
    algorithm := "TC3-HMAC-SHA256"
    service := "cvm"
    version := "2017-03-12"
    action := "DescribeInstances"
    region := "ap-guangzhou"
    //var timestamp int64 = time.Now().Unix()
    var timestamp int64 = 1551113065

    // step 1: build canonical request string
    httpRequestMethod := "POST"
    canonicalURI := "/"
    canonicalQueryString := ""
    canonicalHeaders := "content-type:application/json; charset=utf-8\n" + "host:" +
        host + "\n"
    signedHeaders := "content-type;host"
    payload := `{"Limit": 1, "Filters": [{"Values": ["unnamed"], "Name": "instance-na
me"}]}`
    hashedRequestPayload := sha256hex(payload)
    canonicalRequest := fmt.Sprintf("%s\n%s\n%s\n%s\n%s\n%s",
        httpRequestMethod,
        canonicalURI,
```

```
canonicalQueryString,
canonicalHeaders,
signedHeaders,
hashedRequestPayload)
fmt.Println(canonicalRequest)

// step 2: build string to sign
date := time.Unix(timestamp, 0).UTC().Format("2006-01-02")
credentialScope := fmt.Sprintf("%s/%s/tc3_request", date, service)
hashedCanonicalRequest := sha256hex(canonicalRequest)
string2sign := fmt.Sprintf("%s\n%d\n%s\n%s",
algorithm,
timestamp,
credentialScope,
hashedCanonicalRequest)
fmt.Println(string2sign)

// step 3: sign string
secretDate := hmacsha256(date, "TC3"+secretKey)
secretService := hmacsha256(service, secretDate)
secretSigning := hmacsha256("tc3_request", secretService)
signature := hex.EncodeToString([]byte(hmacsha256(string2sign, secretSigning)))
fmt.Println(signature)

// step 4: build authorization
authorization := fmt.Sprintf("%s Credential=%s/%s, SignedHeaders=%s, Signature=%s",
algorithm,
secretId,
credentialScope,
signedHeaders,
signature)
fmt.Println(authorization)

curl := fmt.Sprintf(`curl -X POST https://%s\
-H "Authorization: %s"\
-H "Content-Type: application/json; charset=utf-8"\
-H "Host: %s" -H "X-TC-Action: %s"\
-H "X-TC-Timestamp: %d"\
-H "X-TC-Version: %s"\
-H "X-TC-Region: %s"\
-d '%s'`, host, authorization, host, action, timestamp, version, region, payload)
fmt.Println(curl)
}
```

## PHP

```
<?php
$secretId = "AKIDz8krbsJ5yKBZQpn74WFkmLPx3*****";
$secretKey = "Gu5t9xGARNpq86cd98joQYCN3*****";
$host = "cvm.tencentcloudapi.com";
$service = "cvm";
$version = "2017-03-12";
$action = "DescribeInstances";
$region = "ap-guangzhou";
// $timestamp = time();
$timestamp = 1551113065;
$algorithm = "TC3-HMAC-SHA256";

// step 1: build canonical request string
$httpRequestMethod = "POST";
$canonicalUri = "/";
$canonicalQueryString = "";
$canonicalHeaders = "content-type:application/json; charset=utf-8\n"."host:". $host. "\n";
$signedHeaders = "content-type;host";
$payload = '{"Limit": 1, "Filters": [{"Values": ["unnamed"], "Name": "instance-name"}]}';
$hashedRequestPayload = hash("SHA256", $payload);
$canonicalRequest = $httpRequestMethod. "\n"
.$canonicalUri. "\n"
.$canonicalQueryString. "\n"
.$canonicalHeaders. "\n"
.$signedHeaders. "\n"
.$hashedRequestPayload;
echo $canonicalRequest. PHP_EOL;

// step 2: build string to sign
$date = gmdate("Y-m-d", $timestamp);
$credentialScope = $date. "/" . $service. "/tc3_request";
$hashedCanonicalRequest = hash("SHA256", $canonicalRequest);
$stringToSign = $algorithm. "\n"
.$timestamp. "\n"
.$credentialScope. "\n"
.$hashedCanonicalRequest;
echo $stringToSign. PHP_EOL;

// step 3: sign string
$secretDate = hash_hmac("SHA256", $date, "TC3". $secretKey, true);
$secretService = hash_hmac("SHA256", $service, $secretDate, true);
$secretSigning = hash_hmac("SHA256", "tc3_request", $secretService, true);
$signature = hash_hmac("SHA256", $stringToSign, $secretSigning);
echo $signature. PHP_EOL;
```



```
// step 4: build authorization
$authorization = $algorithm
." Credential=".$secretId."/".$credentialScope
.", SignedHeaders=content-type;host, Signature=".$signature;
echo $authorization.PHP_EOL;

$curl = "curl -X POST https://".$host
.' -H "Authorization: '.$authorization.'"
.' -H "Content-Type: application/json; charset=utf-8"
.' -H "Host: '.$host.'"
.' -H "X-TC-Action: '.$action.'"
.' -H "X-TC-Timestamp: '.$timestamp.'"
.' -H "X-TC-Version: '.$version.'"
.' -H "X-TC-Region: '.$region.'"
." -d ".$payload."";
echo $curl.PHP_EOL;
```

## Ruby

```
# -*- coding: UTF-8 -*-
# require ruby>=2.3.0
require 'digest'
require 'json'
require 'time'
require 'openssl'

# Key Parameters
secret_id = 'AKIDz8krbsJ5yKBZQpn74WFkmLPx3*****'
secret_key = 'Gu5t9xGARNpq86cd98joQYCN3*****'

service = 'cvm'
host = 'cvm.tencentcloudapi.com'
endpoint = 'https://' + host
region = 'ap-guangzhou'
action = 'DescribeInstances'
version = '2017-03-12'
algorithm = 'TC3-HMAC-SHA256'
# timestamp = Time.now.to_i
timestamp = 1551113065
date = Time.at(timestamp).utc.strftime('%Y-%m-%d')

# ***** Step 1: Concatenate the CanonicalRequest string *****
http_request_method = 'POST'
canonical_uri = '/'
canonical_querystring = ''
```

```

canonical_headers = "content-type:application/json; charset=utf-8\nhost:#{host}
\n"
signed_headers = 'content-type;host'
# params = { 'Limit' => 1, 'Filters' => [{ 'Name' => 'instance-name', 'Values' =>
['unnamed'] }] }
# payload = JSON.generate(params, { 'ascii_only' => true, 'space' => ' ' })
# json will generate in random order, to get specified result in example, we hard
-code it here.
payload = '{"Limit": 1, "Filters": [{"Values": ["unnamed"], "Name": "instance-nam
e"}]}'
hashed_request_payload = Digest::SHA256.hexdigest(payload)
canonical_request = [
http_request_method,
canonical_uri,
canonical_querystring,
canonical_headers,
signed_headers,
hashed_request_payload,
].join("\n")

puts canonical_request

# ***** Step 2: Concatenate the string to sign *****
credential_scope = date + '/' + service + '/' + 'tc3_request'
hashed_request_payload = Digest::SHA256.hexdigest(canonical_request)
string_to_sign = [
algorithm,
timestamp.to_s,
credential_scope,
hashed_request_payload,
].join("\n")
puts string_to_sign

# ***** Step 3: Calculate the Signature *****
digest = OpenSSL::Digest.new('sha256')
secret_date = OpenSSL::HMAC.digest(digest, 'TC3' + secret_key, date)
secret_service = OpenSSL::HMAC.digest(digest, secret_date, service)
secret_signing = OpenSSL::HMAC.digest(digest, secret_service, 'tc3_request')
signature = OpenSSL::HMAC.hexdigest(digest, secret_signing, string_to_sign)
puts signature

# ***** Step 4: Concatenate the Authorization *****
authorization = "#{algorithm} Credential=#{secret_id}/#{credential_scope}, Signed
Headers=#{signed_headers}, Signature=#{signature}"
puts authorization

puts 'curl -X POST ' + endpoint \

```

```
+ ' -H "Authorization: ' + authorization + ' ' \
+ ' -H "Content-Type: application/json; charset=utf-8" ' \
+ ' -H "Host: ' + host + ' ' \
+ ' -H "X-TC-Action: ' + action + ' ' \
+ ' -H "X-TC-Timestamp: ' + timestamp.to_s + ' ' \
+ ' -H "X-TC-Version: ' + version + ' ' \
+ ' -H "X-TC-Region: ' + region + ' ' \
+ " -d '" + payload + ' "'
```

## DotNet

```
using System;
using System.Collections.Generic;
using System.Security.Cryptography;
using System.Text;

public class Application
{
    public static string SHA256Hex(string s)
    {
        using (SHA256 algo = SHA256.Create())
        {
            byte[] hashbytes = algo.ComputeHash(Encoding.UTF8.GetBytes(s));
            StringBuilder builder = new StringBuilder();
            for (int i = 0; i < hashbytes.Length; ++i)
            {
                builder.Append(hashbytes[i].ToString("x2"));
            }
            return builder.ToString();
        }
    }

    public static byte[] HmacSHA256(byte[] key, byte[] msg)
    {
        using (HMACSHA256 mac = new HMACSHA256(key))
        {
            return mac.ComputeHash(msg);
        }
    }

    public static Dictionary<String, String> BuildHeaders(string secretid,
        string secretkey, string service, string endpoint, string region,
        string action, string version, DateTime date, string requestPayload)
    {
        string datestr = date.ToString("yyyy-MM-dd");
        DateTime startTime = new DateTime(1970, 1, 1, 0, 0, 0, 0, DateTimeKind.Utc);
        long requestTimestamp = (long)Math.Round((date - startTime).TotalMilliseconds, Mi
```

```
dpointRounding.AwayFromZero) / 1000;
// ***** Step 1: Concatenate the CanonicalRequest string *****
string algorithm = "TC3-HMAC-SHA256";
string httpRequestMethod = "POST";
string canonicalUri = "/";
string canonicalQueryString = "";
string contentType = "application/json";
string canonicalHeaders = "content-type:" + contentType + "; charset=utf-8\n" +
"host:" + endpoint + "\n";
string signedHeaders = "content-type;host";
string hashedRequestPayload = SHA256Hex(requestPayload);
string canonicalRequest = httpRequestMethod + "\n"
+ canonicalUri + "\n"
+ canonicalQueryString + "\n"
+ canonicalHeaders + "\n"
+ signedHeaders + "\n"
+ hashedRequestPayload;
Console.WriteLine(canonicalRequest);
Console.WriteLine("-----");

// ***** Step 2: Concatenate the string to sign *****
string credentialScope = datestr + "/" + service + "/" + "tc3_request";
string hashedCanonicalRequest = SHA256Hex(canonicalRequest);
string stringToSign = algorithm + "\n" + requestTimestamp.ToString() + "\n" + cre
dentialScope + "\n" + hashedCanonicalRequest;
Console.WriteLine(stringToSign);
Console.WriteLine("-----");

// ***** Step 3: Calculate the signature *****
byte[] tc3SecretKey = Encoding.UTF8.GetBytes("TC3" + secretkey);
byte[] secretDate = HmacSHA256(tc3SecretKey, Encoding.UTF8.GetBytes(datestr));
byte[] secretService = HmacSHA256(secretDate, Encoding.UTF8.GetBytes(service));
byte[] secretSigning = HmacSHA256(secretService, Encoding.UTF8.GetBytes("tc3_requ
est"));
byte[] signatureBytes = HmacSHA256(secretSigning, Encoding.UTF8.GetBytes(stringTo
Sign));
string signature = BitConverter.ToString(signatureBytes).Replace("-", "").ToLower
();
Console.WriteLine(signature);
Console.WriteLine("-----");

// ***** Step 4: Concatenate the Authorization *****
string authorization = algorithm + " "
+ "Credential=" + secretid + "/" + credentialScope + ", "
+ "SignedHeaders=" + signedHeaders + ", "
+ "Signature=" + signature;
Console.WriteLine(authorization);
```

```
Console.WriteLine("-----");

Dictionary<string, string> headers = new Dictionary<string, string>();
headers.Add("Authorization", authorization);
headers.Add("Host", endpoint);
headers.Add("Content-Type", contentType + "; charset=utf-8");
headers.Add("X-TC-Timestamp", requestTimestamp.ToString());
headers.Add("X-TC-Version", version);
headers.Add("X-TC-Action", action);
headers.Add("X-TC-Region", region);
return headers;
}

public static void Main(string[] args)
{
    // SecretID and SecretKey
    string SECRET_ID = "AKIDz8krbsJ5yKBZQpn74WFkmLPx3*****";
    string SECRET_KEY = "Gu5t9xGARNpq86cd98joQYCN3*****";

    string service = "cvm";
    string endpoint = "cvm.tencentcloudapi.com";
    string region = "ap-guangzhou";
    string action = "DescribeInstances";
    string version = "2017-03-12";

    // The timestamp `2019-02-26 00:44:25` used here is only for reference. In a project, use the following parameter:
    // DateTime date = DateTime.UtcNow;
    // Enter the correct time zone. We recommend using UTC timestamp to avoid errors.
    DateTime date = new DateTime(1970, 1, 1, 0, 0, 0, 0, DateTimeKind.Utc).AddSeconds(1551113065);
    string requestPayload = "{\"Limit\": 1, \"Filters\": [{\"Values\": [\"\\u672a\\u547d\\u540d\"], \"Name\": \"instance-name\"}]}";

    Dictionary<string, string> headers = BuildHeaders(SECRET_ID, SECRET_KEY, service, endpoint, region, action, version, date, requestPayload);

    Console.WriteLine("POST https://cvm.tencentcloudapi.com");
    foreach (KeyValuePair<string, string> kv in headers)
    {
        Console.WriteLine(kv.Key + ": " + kv.Value);
    }
    Console.WriteLine();
    Console.WriteLine(requestPayload);
}
```

## NodeJS

```
const crypto = require('crypto');

function sha256(message, secret = '', encoding) {
  const hmac = crypto.createHmac('sha256', secret)
  return hmac.update(message).digest(encoding)
}

function getHash(message, encoding = 'hex') {
  const hash = crypto.createHash('sha256')
  return hash.update(message).digest(encoding)
}

function getDate(timestamp) {
  const date = new Date(timestamp * 1000)
  const year = date.getUTCFullYear()
  const month = ('0' + (date.getUTCMonth() + 1)).slice(-2)
  const day = ('0' + date.getUTCDate()).slice(-2)
  return `${year}-${month}-${day}`
}

function main() {

  const SECRET_ID = "AKIDz8krbsJ5yKBZQpn74WFkmLPx3*****"
  const SECRET_KEY = "Gu5t9xGARNpq86cd98joQYCN3*****"

  const endpoint = "cvm.tencentcloudapi.com"
  const service = "cvm"
  const region = "ap-guangzhou"
  const action = "DescribeInstances"
  const version = "2017-03-12"
  //const timestamp = getTime()
  const timestamp = 1551113065
  const date = getDate(timestamp)

  // ***** Step 1: Concatenate the CanonicalRequest string *****
  const signedHeaders = "content-type;host"

  const payload = "{\"Limit\": 1, \"Filters\": [{\"Values\": [\"unnamed\"], \"Name\": \"instance-name\"}]}"

  const hashedRequestPayload = getHash(payload);
  const httpRequestMethod = "POST"
  const canonicalUri = "/"
  const canonicalQueryString = ""
  const canonicalHeaders = "content-type:application/json; charset=utf-8\n" + "host:" + endpoint + "\n"

  const canonicalRequest = httpRequestMethod + "\n"
```

```

+ canonicalUri + "\n"
+ canonicalQueryString + "\n"
+ canonicalHeaders + "\n"
+ signedHeaders + "\n"
+ hashedRequestPayload
console.log(canonicalRequest)
console.log("-----")

// ***** Step 2: Concatenate the string to sign *****
const algorithm = "TC3-HMAC-SHA256"
const hashedCanonicalRequest = getHash(canonicalRequest);
const credentialScope = date + "/" + service + "/" + "tc3_request"
const stringToSign = algorithm + "\n" +
timestamp + "\n" +
credentialScope + "\n" +
hashedCanonicalRequest
console.log(stringToSign)
console.log("-----")

// ***** Step 3: Calculate the signature *****
const kDate = sha256(date, 'TC3' + SECRET_KEY)
const kService = sha256(service, kDate)
const kSigning = sha256('tc3_request', kService)
const signature = sha256(stringToSign, kSigning, 'hex')
console.log(signature)
console.log("-----")

// ***** Step 4: Concatenate the Authorization *****
const authorization = algorithm + " " +
"Credential=" + SECRET_ID + "/" + credentialScope + ", " +
"SignedHeaders=" + signedHeaders + ", " +
"Signature=" + signature
console.log(authorization)
console.log("-----")

const Call_Information = 'curl -X POST ' + "https://" + endpoint
+ ' -H "Authorization: ' + authorization + '"'
+ ' -H "Content-Type: application/json; charset=utf-8"'
+ ' -H "Host: ' + endpoint + '"'
+ ' -H "X-TC-Action: ' + action + '"'
+ ' -H "X-TC-Timestamp: ' + timestamp.toString() + '"'
+ ' -H "X-TC-Version: ' + version + '"'
+ ' -H "X-TC-Region: ' + region + '"'
+ " -d '" + payload + '"'
console.log(Call_Information)
}
main()

```

## C++

```
#include <iostream>
#include <iomanip>
#include <sstream>
#include <string>
#include <stdio.h>
#include <time.h>
#include <openssl/sha.h>
#include <openssl/hmac.h>

using namespace std;

string get_data(int64_t &timestamp)
{
    string utcDate;
    char buff[20] = {0};
    // time_t timenow;
    struct tm sttime;
    sttime = *gmtime(&timestamp);
    strftime(buff, sizeof(buff), "%Y-%m-%d", &sttime);
    utcDate = string(buff);
    return utcDate;
}

string int2str(int64_t n)
{
    std::stringstream ss;
    ss << n;
    return ss.str();
}

string sha256Hex(const string &str)
{
    char buf[3];
    unsigned char hash[SHA256_DIGEST_LENGTH];
    SHA256_CTX sha256;
    SHA256_Init(&sha256);
    SHA256_Update(&sha256, str.c_str(), str.size());
    SHA256_Final(hash, &sha256);
    std::string NewString = "";
    for(int i = 0; i < SHA256_DIGEST_LENGTH; i++)
    {
        sprintf(buf, sizeof(buf), "%02x", hash[i]);
        NewString = NewString + buf;
    }
    return NewString;
}
```



```
}  
  
string HmacSha256(const string &key, const string &input)  
{  
    unsigned char hash[32];  
  
    HMAC_CTX *h;  
    #if OPENSSL_VERSION_NUMBER < 0x10100000L  
    HMAC_CTX hmac;  
    HMAC_CTX_init(&hmac);  
    h = &hmac;  
    #else  
    h = HMAC_CTX_new();  
    #endif  
  
    HMAC_Init_ex(h, &key[0], key.length(), EVP_sha256(), NULL);  
    HMAC_Update(h, ( unsigned char* )&input[0], input.length());  
    unsigned int len = 32;  
    HMAC_Final(h, hash, &len);  
  
    #if OPENSSL_VERSION_NUMBER < 0x10100000L  
    HMAC_CTX_cleanup(h);  
    #else  
    HMAC_CTX_free(h);  
    #endif  
  
    std::stringstream ss;  
    ss << std::setfill('0');  
    for (int i = 0; i < len; i++)  
    {  
        ss << hash[i];  
    }  
  
    return (ss.str());  
}  
  
string HexEncode(const string &input)  
{  
    static const char* const lut = "0123456789abcdef";  
    size_t len = input.length();  
  
    string output;  
    output.reserve(2 * len);  
    for (size_t i = 0; i < len; ++i)  
    {  
        const unsigned char c = input[i];  
        output.push_back(lut[c >> 4]);  
        output.push_back(lut[c & 15]);  
    }  
}
```

```
return output;
}

int main()
{
    string SECRET_ID = "AKIDz8krbsJ5yKBZQpn74WFkmLPx3*****";
    string SECRET_KEY = "Gu5t9xGARNpq86cd98joQYCN3*****";

    string service = "cvm";
    string host = "cvm.tencentcloudapi.com";
    string region = "ap-guangzhou";
    string action = "DescribeInstances";
    string version = "2017-03-12";
    int64_t timestamp = 1551113065;
    string date = get_data(timestamp);

    // ***** Step 1: Concatenate the CanonicalRequest string *****
    string httpRequestMethod = "POST";
    string canonicalUri = "/";
    string canonicalQueryString = "";
    string canonicalHeaders = "content-type:application/json; charset=utf-8\nhost:" +
    host + "\n";
    string signedHeaders = "content-type;host";
    string payload = "{\"Limit\": 1, \"Filters\": [{\"Values\": [\"unnamed\"], \"Name\": \"instance-name\"}] }";
    string hashedRequestPayload = sha256Hex(payload);
    string canonicalRequest = httpRequestMethod + "\n" + canonicalUri + "\n" + canonicalQueryString + "\n"
    + canonicalHeaders + "\n" + signedHeaders + "\n" + hashedRequestPayload;
    cout << canonicalRequest << endl;
    cout << "-----" << endl;

    // ***** Step 2: Concatenate the string to sign *****
    string algorithm = "TC3-HMAC-SHA256";
    string RequestTimestamp = int2str(timestamp);
    string credentialScope = date + "/" + service + "/" + "tc3_request";
    string hashedCanonicalRequest = sha256Hex(canonicalRequest);
    string stringToSign = algorithm + "\n" + RequestTimestamp + "\n" + credentialScope + "\n" + hashedCanonicalRequest;
    cout << stringToSign << endl;
    cout << "-----" << endl;

    // ***** Step 3: Calculate the signature *****
    string kKey = "TC3" + SECRET_KEY;
    string kDate = HmacSha256(kKey, date);
    string kService = HmacSha256(kDate, service);
    string kSigning = HmacSha256(kService, "tc3_request");
```

```

string signature = HexEncode(HmacSha256(kSigning, stringToSign));
cout << signature << endl;
cout << "-----" << endl;

// ***** Step 4: Concatenate the Authorization *****
string authorization = algorithm + " " + "Credential=" + SECRET_ID + "/" + creden
tialScope + ", "
+ "SignedHeaders=" + signedHeaders + ", " + "Signature=" + signature;
cout << authorization << endl;
cout << "-----" << endl;

string headers = "curl -X POST https://" + host + "\n"
+ " -H \"Authorization: \" + authorization + "\n"
+ " -H \"Content-Type: application/json; charset=utf-8\"" + "\n"
+ " -H \"Host: \" + host + "\n"
+ " -H \"X-TC-Action: \" + action + "\n"
+ " -H \"X-TC-Timestamp: \" + RequestTimestamp + "\n"
+ " -H \"X-TC-Version: \" + version + "\n"
+ " -H \"X-TC-Region: \" + region + "\n"
+ " -d '" + payload;
cout << headers << endl;
return 0;
};

```

## Signature Failure

The following situational error codes for signature failure may occur. Please resolve the errors accordingly.

Error Code	Description
AuthFailure.SignatureExpire	Signature expired. Timestamp and server time cannot differ by more than five minutes.
AuthFailure.SecretIdNotFound	The key does not exist. Please go to the console to check whether it is disabled or you copied fewer or more characters.
AuthFailure.SignatureFailure	Signature error. It is possible that the signature was calculated incorrectly, the signature does not match the content actually sent, or the SecretKey is incorrect.
AuthFailure.TokenFailure	Temporary certificate token error.
AuthFailure.InvalidSecretId	Invalid key (not a TencentCloud API key type).

# Signature

Last updated : 2024-05-20 17:52:47

Tencent Cloud API authenticates each access request, i.e. each request needs to include authentication information (Signature) in the common parameters to verify the identity of the requester.

The Signature is generated by the security credentials which include SecretId and SecretKey. If you don't have the security credentials yet, go to the [TencentCloud API Key](#) page to apply for them; otherwise, you cannot invoke the TencentCloud API.

## 1. Applying for Security Credentials

Before using the TencentCloud API for the first time, go to the [TencentCloud API Key](#) page to apply for security credentials.

Security credentials consist of SecretId and SecretKey:

- SecretId is used to identify the API requester.
- SecretKey is used to encrypt the signature string and verify it on the server.
- **You must keep your security credentials private and avoid disclosure.**

You can apply for the security credentials through the following steps:

1. Log in to the [Tencent Cloud Console](#).
2. Go to the [TencentCloud API Key](#) page.
3. On the [API Key Management](#) page, click **Create Key** to create a SecretId/SecretKey pair.

Note: Each account can have up to two pairs of SecretId/SecretKey.

## 2. Generating a Signature

With the SecretId and SecretKey, a signature can be generated. The following describes how to generate a signature:

Assume that the SecretId and SecretKey are:

- SecretId: AKIDz8krbsJ5yKBZQpn74WFkmLPx3\*\*\*\*\*
- SecretKey: Gu5t9xGARNpq86cd98joQYCN3\*\*\*\*\*

**Note: This is just an example. For actual operations, please use your own SecretId and SecretKey.**

Take the Cloud Virtual Machine's request to view the instance list (DescribeInstances) as an example. When you invoke this API, the request parameters may be as follows:

Parameter name	Description	Parameter value
Action	Method name	DescribeInstances
SecretId	Key ID	AKIDz8krbsJ5yKBZQpn74WFkmLPx3*****
Timestamp	Current timestamp	1465185768
Nonce	Random positive integer	11886
Region	Region where the instance is located	ap-guangzhou
InstanceIds.0	ID of the instance to query	ins-09dx96dg
Offset	Offset	0
Limit	Allowed maximum output	20
Version	API version number	2017-03-12

## 2.1. Sorting Parameters

First, sort all the request parameters in an ascending lexicographical order (ASCII code) by their names. Notes: (1) Parameters are sorted by their names instead of their values; (2) The parameters are sorted based on ASCII code, not in an alphabetical order or by values. For example, InstanceIds.2 should be arranged after InstanceIds.12. You can complete the sorting process using a sorting function in a programming language, such as the ksort function in PHP. The parameters in the example are sorted as follows:

```
{
  'Action' : 'DescribeInstances',
  'InstanceIds.0' : 'ins-09dx96dg',
  'Limit' : 20,
  'Nonce' : 11886,
  'Offset' : 0,
  'Region' : 'ap-guangzhou',
  'SecretId' : 'AKIDz8krbsJ5yKBZQpn74WFkmLPx3*****',
  'Timestamp' : 1465185768,
  'Version' : '2017-03-12',
}
```

When developing in another programming language, you can sort these sample parameters and it will work as long as you obtain the same results.

## 2.2. Concatenating a Request String

This step generates a request string.

Format the request parameters sorted in the previous step into the form of "parameter name"="parameter value". For example, for the Action parameter, its parameter name is "Action" and its parameter value is "DescribeInstances", so it will become Action=DescribeInstances after formatted.

**Note: The "parameter value" is the original value but not the value after URL encoding.**

Then, concatenate the formatted parameters with "&". The resulting request string is as follows:

```
Action=DescribeInstances&InstanceIds.0=ins-09dx96dg&Limit=20&Nonce=11886&Offset=0
&Region=ap-guangzhou&SecretId=AKIDz8krbsJ5yKBZQpn74WFkmLPx3*****&Timestamp=1465
185768&Version=2017-03-12
```

## 2.3. Concatenating the Signature Original String

This step generates a signature original string.

The signature original string consists of the following parameters:

1. HTTP method: POST and GET modes are supported, and GET is used here for the request. Please note that the method name should be in all capital letters.
2. Request server: the domain name of the request to view the list of instances (DescribeInstances) is cvm.tencentcloudapi.com. The actual request domain name varies by the module to which the API belongs. For more information, see the instructions of the specific API.
3. Request path: The request path in the current version of TencentCloud API is fixed to /.
4. Request string: the request string generated in the previous step.

The concatenation rule of the signature original string is: Request method + request host + request path + ? + request string

The concatenation result of the example is:

```
GETcvm.tencentcloudapi.com/?Action=DescribeInstances&InstanceIds.0=ins-09dx96dg&L
imit=20&Nonce=11886&Offset=0&Region=ap-guangzhou&SecretId=AKIDz8krbsJ5yKBZQpn74WF
kmLPx3*****&Timestamp=1465185768&Version=2017-03-12
```

## 2.4. Generating a Signature String

This step generates a signature string.

First, use the HMAC-SHA1 algorithm to sign the **signature original string** obtained in the previous step, and then

encode the generated signature using Base64 to obtain the final signature.

The specific code is as follows with the PHP language being used as an example:

```
$secretKey = 'Gu5t9xGARNpq86cd98joQYCN3*****';  
$srcStr = 'GETcvm.tencentcloudapi.com/?Action=DescribeInstances&InstanceIds.0=ins-09dx96dg&Limit=20&Nonce=11886&Offset=0&Region=ap-guangzhou&SecretId=AKIDz8krbsJ5yKBZQpn74WFkmLPx3*****&Timestamp=1465185768&Version=2017-03-12';  
$signStr = base64_encode(hash_hmac('sha1', $srcStr, $secretKey, true));  
echo $signStr;
```

The final signature is:

```
zmmjn35mikh6pM3V7sUEuX4wyYM=
```

When developing in another programming language, you can sign and verify the original in the example above and it works as long as you get the same results.

### 3. Encoding a Signature String

The generated signature string cannot be directly used as a request parameter and must be URL encoded.

For example, if the signature string generated in the previous step is zmmjn35mikh6pM3V7sUEuX4wyYM=, the final signature string request parameter (Signature) is zmmjn35mikh6pM3V7sUEuX4wyYM%3D, which will be used to generate the final request URL.

**Note:** If your request method is GET, or the request method is POST and the Content-Type is application/x-www-form-urlencoded, then all the request parameter values need to be URL encoded (except the parameter key and the symbol of =) when sending the request. Non-ASCII characters need to be encoded with UTF-8 before URL encoding.

**Note:** The network libraries of some programming languages automatically URL encode all parameters, in which case there is no need to URL encode the signature string; otherwise, two rounds of URL encoding will cause the signature to fail.

**Note:** Other parameter values also need to be encoded using [RFC 3986](#). Use %XY in percent-encoding for special characters such as Chinese characters, where "X" and "Y" are hexadecimal characters (0-9 and uppercase A-F), and using lowercase will cause an error.

### 4. Signature Failure

The following situational error codes for signature failure may occur. Please resolve the errors accordingly.

Error code	Error description
AuthFailure.SignatureExpire	The signature is expired
AuthFailure.SecretIdNotFound	The key does not exist
AuthFailure.SignatureFailure	Signature error
AuthFailure.TokenFailure	Token error
AuthFailure.InvalidSecretId	Invalid key (not a TencentCloud API key type)

## 5. Signature Demo

When calling API 3.0, you are recommended to use the corresponding Tencent Cloud SDK 3.0 which encapsulates the signature process, enabling you to focus on only the specific APIs provided by the product when developing. See [SDK Center](#) for more information. Currently, the following programming languages are supported:

- [Python](#)
- [Java](#)
- [PHP](#)
- [Go](#)
- [NodeJS](#)
- [.NET](#)

To further explain the signing process, we will use a programming language to implement the process described above. The request domain name, API and parameter values in the sample are used here. This goal of this example is only to provide additional clarification for the signature process, please see the SDK for actual usage.

The final output URL might be: `https://cvm.tencentcloudapi.com/?Action=DescribeInstances&InstanceIds.0=ins-09dx96dg&Limit=20&Nonce=11886&Offset=0&Region=ap-guangzhou&SecretId=AKIDz8krbsJ5yKBZQpn74WFkmLPx3*****&Signature=zmmjn35mikh6pM3V7sUEuX4wyYM%3D&Timestamp=1465185768&Version=2017-03-12` .

Note: The key in the example is fictitious, and the timestamp is not the current time of the system, so if this URL is opened in the browser or called using commands such as curl, an authentication error will be returned: Signature expired. In order to get a URL that can work properly, you need to replace the SecretId and SecretKey in the example with your real credentials and use the current time of the system as the Timestamp.



Note: In the example below, even if you use the same programming language, the order of the parameters in the URL may be different for each execution. However, the order does not matter, as long as all the parameters are included in the URL and the signature is calculated correctly.

Note: The following code is only applicable to API 3.0. It cannot be directly used in other signature processes. Even with an older API, signature calculation errors may occur due to the differences in details. Please refer to the corresponding documentation.

## Java

```
import java.io.UnsupportedEncodingException;
import java.net.URLEncoder;
import java.util.Random;
import java.util.TreeMap;
import javax.crypto.Mac;
import javax.crypto.spec.SecretKeySpec;
import javax.xml.bind.DatatypeConverter;

public class TencentCloudAPIDemo {
    private final static String CHARSET = "UTF-8";

    public static String sign(String s, String key, String method) throws Exception {
        Mac mac = Mac.getInstance(method);
        SecretKeySpec secretKeySpec = new SecretKeySpec(key.getBytes(CHARSET), mac.getAlgorithm());
        mac.init(secretKeySpec);
        byte[] hash = mac.doFinal(s.getBytes(CHARSET));
        return DatatypeConverter.printBase64Binary(hash);
    }

    public static String getStringToSign(TreeMap<String, Object> params) {
        StringBuilder s2s = new StringBuilder("GETcvm.tencentcloudapi.com/?");
        // When signing, the parameters need to be sorted in lexicographical order. TreeMap
        // is used here to guarantee the correct order.
        for (String k : params.keySet()) {
            s2s.append(k).append("=").append(params.get(k).toString()).append("&");
        }
        return s2s.toString().substring(0, s2s.length() - 1);
    }

    public static String getUrl(TreeMap<String, Object> params) throws UnsupportedEncodingException {
        StringBuilder url = new StringBuilder("https://cvm.tencentcloudapi.com/?");
        // There is no requirement for the order of the parameters in the actual request
        // URL.
        for (String k : params.keySet()) {
```

```
// The request string needs to be URL encoded. As the Key is all in English letters, only the value is URL encoded here.
url.append(k).append("=").append(URLEncoder.encode(params.get(k).toString(), CHARSET)).append("&");
}
return url.toString().substring(0, url.length() - 1);
}

public static void main(String[] args) throws Exception {
    TreeMap<String, Object> params = new TreeMap<String, Object>(); // TreeMap enables automatic sorting
    // A random number should be used when actually calling, for example: params.put("Nonce", new Random().nextInt(Integer.MAX_VALUE));
    params.put("Nonce", 11886); // Common parameter
    // The current time of the system should be used when actually calling, for example: params.put("Timestamp", System.currentTimeMillis() / 1000);
    params.put("Timestamp", 1465185768); // Common parameter
    params.put("SecretId", "AKIDz8krbsJ5yKBZQpn74WFkmLPx3*****"); // Common parameter
    params.put("Action", "DescribeInstances"); // Common parameter
    params.put("Version", "2017-03-12"); // Common parameter
    params.put("Region", "ap-guangzhou"); // Common parameter
    params.put("Limit", 20); // Business parameter
    params.put("Offset", 0); // Business parameter
    params.put("InstanceIds.0", "ins-09dx96dg"); // Business parameter
    params.put("Signature", sign(getStringToSign(params), "Gu5t9xGARNpq86cd98joQYCN3*****", "HmacSHA1")); // Common parameter
    System.out.println(getUrl(params));
}
}
```

## Python

Note: If running in a Python 2 environment, the following requests dependency package must be installed first: `pip install requests`.

```
# -*- coding: utf8 -*-
import base64
import hashlib
import hmac
import time

import requests

secret_id = "AKIDz8krbsJ5yKBZQpn74WFkmLPx3*****"
secret_key = "Gu5t9xGARNpq86cd98joQYCN3*****"
```

```

def get_string_to_sign(method, endpoint, params):
    s = method + endpoint + "/"
    query_str = "&".join("%s=%s" % (k, params[k]) for k in sorted(params))
    return s + query_str

def sign_str(key, s, method):
    hmac_str = hmac.new(key.encode("utf8"), s.encode("utf8"), method).digest()
    return base64.b64encode(hmac_str)

if __name__ == '__main__':
    endpoint = "cvm.tencentcloudapi.com"
    data = {
        'Action' : 'DescribeInstances',
        'InstanceIds.0' : 'ins-09dx96dg',
        'Limit' : 20,
        'Nonce' : 11886,
        'Offset' : 0,
        'Region' : 'ap-guangzhou',
        'SecretId' : secret_id,
        'Timestamp' : 1465185768, # int(time.time())
        'Version': '2017-03-12'
    }
    s = get_string_to_sign("GET", endpoint, data)
    data["Signature"] = sign_str(secret_key, s, hashlib.sha1)
    print(data["Signature"])
    # An actual invocation would occur here, which may incur fees after success
    # resp = requests.get("https://" + endpoint, params=data)
    # print(resp.url)

```

## Golang

```

package main

import (
    "bytes"
    "crypto/hmac"
    "crypto/sha1"
    "encoding/base64"
    "fmt"
    "sort"
)

func main() {
    secretId := "AKIDz8krbsJ5yKBZQpn74WFkmLPx3*****"
    secretKey := "Gu5t9xGARNpq86cd98joQYCN3*****"

```

```
params := map[string]string{
    "Nonce": "11886",
    "Timestamp": "1465185768",
    "Region": "ap-guangzhou",
    "SecretId": secretId,
    "Version": "2017-03-12",
    "Action": "DescribeInstances",
    "InstanceIds.0": "ins-09dx96dg",
    "Limit": "20",
    "Offset": "0",
}

var buf bytes.Buffer
buf.WriteString("GET")
buf.WriteString("cvm.tencentcloudapi.com")
buf.WriteString("/")
buf.WriteString("?")

// sort keys by ascii asc order
keys := make([]string, 0, len(params))
for k, _ := range params {
    keys = append(keys, k)
}
sort.Strings(keys)

for i := range keys {
    k := keys[i]
    buf.WriteString(k)
    buf.WriteString("=")
    buf.WriteString(params[k])
    buf.WriteString("&")
}
buf.Truncate(buf.Len() - 1)

hashed := hmac.New(sha1.New, []byte(secretKey))
hashed.Write(buf.Bytes())

fmt.Println(base64.StdEncoding.EncodeToString(hashed.Sum(nil)))
}
```

## PHP

```
<?php
$secretId = "AKIDz8krbsJ5yKBZQpn74WFkmLPx3*****";
$secretKey = "Gu5t9xGARNpq86cd98joQYCN3*****";
$params["Nonce"] = 11886; //rand();
```

```
$param["Timestamp"] = 1465185768;//time();
$param["Region"] = "ap-guangzhou";
$param["SecretId"] = $secretId;
$param["Version"] = "2017-03-12";
$param["Action"] = "DescribeInstances";
$param["InstanceIds.0"] = "ins-09dx96dg";
$param["Limit"] = 20;
$param["Offset"] = 0;

ksort($param);

$signStr = "GETcvm.tencentcloudapi.com/?";
foreach ( $param as $key => $value ) {
    $signStr = $signStr . $key . "=" . $value . "&";
}
$signStr = substr($signStr, 0, -1);

$signature = base64_encode(hash_hmac("sha1", $signStr, $secretKey, true));
echo $signature.PHP_EOL;
// need to install and enable curl extension in php.ini
// $param["Signature"] = $signature;
// $url = "https://cvm.tencentcloudapi.com/?".http_build_query($param);
// echo $url.PHP_EOL;
// $ch = curl_init();
// curl_setopt($ch, CURLOPT_URL, $url);
// $output = curl_exec($ch);
// curl_close($ch);
// echo json_decode($output);
```

## Ruby

```
# -*- coding: UTF-8 -*-
# require ruby>=2.3.0
require 'time'
require 'openssl'
require 'base64'

secret_id = "AKIDz8krbsJ5yKBZQpn74WFkmLPx3*****"
secret_key = "Gu5t9xGARNpq86cd98joQYCN3*****"

method = 'GET'
endpoint = 'cvm.tencentcloudapi.com'
data = {
  'Action' => 'DescribeInstances',
  'InstanceIds.0' => 'ins-09dx96dg',
  'Limit' => 20,
```

```

'Nonce' => 11886,
'Offset' => 0,
'Region' => 'ap-guangzhou',
'SecretId' => secret_id,
'Timestamp' => 1465185768, # Time.now.to_i
'Version' => '2017-03-12',
}
sign = method + endpoint + '/'?
params = []
data.sort.each do |item|
  params << "#{item[0]}=#{item[1]}"
end
sign += params.join('&')
digest = OpenSSL::Digest.new('sha1')
data['Signature'] = Base64.encode64(OpenSSL::HMAC.digest(digest, secret_key, sign))
puts data['Signature']

# require 'net/http'
# uri = URI('https://' + endpoint)
# uri.query = URI.encode_www_form(data)
# p uri
# res = Net::HTTP.get_response(uri)
# puts res.body

```

## DotNet

```

using System;
using System.Collections.Generic;
using System.Net;
using System.Security.Cryptography;
using System.Text;

public class Application {
    public static string Sign(string signKey, string secret)
    {
        string signRet = string.Empty;
        using (HMACSHA1 mac = new HMACSHA1(Encoding.UTF8.GetBytes(signKey)))
        {
            byte[] hash = mac.ComputeHash(Encoding.UTF8.GetBytes(secret));
            signRet = Convert.ToBase64String(hash);
        }
        return signRet;
    }

    public static string MakeSignPlainText(SortedDictionary<string, string> requestParams, string requestMethod, string requestHost, string requestPath)

```

```
{
    string retStr = "";
    retStr += requestMethod;
    retStr += requestHost;
    retStr += requestPath;
    retStr += "?";
    string v = "";
    foreach (string key in requestParams.Keys)
    {
        v += string.Format("{0}={1}&", key, requestParams[key]);
    }
    retStr += v.TrimEnd('&');
    return retStr;
}

public static void Main(string[] args)
{
    string SECRET_ID = "AKIDz8krbsJ5yKBZQpn74WFkmLPx3*****";
    string SECRET_KEY = "Gu5t9xGARNpq86cd98joQYCN3*****";

    string endpoint = "cvm.tencentcloudapi.com";
    string region = "ap-guangzhou";
    string action = "DescribeInstances";
    string version = "2017-03-12";
    double RequestTimestamp = 1465185768;
    // long timestamp = ToTimestamp() / 1000;
    // string requestTimestamp = timestamp.ToString();
    Dictionary<string, string> param = new Dictionary<string, string>();
    param.Add("Limit", "20");
    param.Add("Offset", "0");
    param.Add("InstanceIds.0", "ins-09dx96dg");
    param.Add("Action", action);
    param.Add("Nonce", "11886");
    // param.Add("Nonce", Math.Abs(new Random().Next()).ToString());

    param.Add("Timestamp", RequestTimestamp.ToString());
    param.Add("Version", version);

    param.Add("SecretId", SECRET_ID);
    param.Add("Region", region);
    SortedDictionary<string, string> headers = new SortedDictionary<string, string>(param, StringComparer.Ordinal);
    string sigInParam = MakeSignPlainText(headers, "GET", endpoint, "/");
    Console.WriteLine(sigInParam);
    string sigOutParam = Sign(SECRET_KEY, sigInParam);
}
```

```

Console.WriteLine("GET https://cvm.tencentcloudapi.com");
foreach (KeyValuePair<string, string> kv in headers)
{
    Console.WriteLine(kv.Key + ": " + kv.Value);
}
Console.WriteLine("Signature" + ": " + WebUtility.UrlEncode(sigOutParam));
Console.WriteLine();

string result = "https://cvm.tencentcloudapi.com/?";
foreach (KeyValuePair<string, string> kv in headers)
{
    result += WebUtility.UrlEncode(kv.Key) + "=" + WebUtility.UrlEncode(kv.Value) +
"&";
}
result += WebUtility.UrlEncode("Signature") + "=" + WebUtility.UrlEncode(sigOutPa
ram);
Console.WriteLine("GET " + result);
}
}

```

## NodeJS

```

const crypto = require('crypto');

function get_req_url(params, endpoint){
    params['Signature'] = escape(params['Signature']);
    const url_strParam = sort_params(params)
    return "https://" + endpoint + "/" + url_strParam.slice(1);
}

function formatSignString(reqMethod, endpoint, path, strParam){
    let strSign = reqMethod + endpoint + path + "?" + strParam.slice(1);
    return strSign;
}

function sha1(secretKey, strsign){
    let signMethodMap = {'HmacSHA1': "sha1"};
    let hmac = crypto.createHmac(signMethodMap['HmacSHA1'], secretKey || "");
    return hmac.update(Buffer.from(strsign, 'utf8')).digest('base64')
}

function sort_params(params) {
    let strParam = "";
    let keys = Object.keys(params);
    keys.sort();
    for (let k in keys) {
        //k = k.replace(/_/g, '.');
    }
}

```



```
strParam += ("&" + keys[k] + "=" + params[keys[k]]);
}
return strParam
}

function main(){
const SECRET_ID = "AKIDz8krbsJ5yKBZQpn74WFkmLPx3*****"
const SECRET_KEY = "Gu5t9xGARNpq86cd98joQYCN3*****"

const endpoint = "cvm.tencentcloudapi.com"
const Region = "ap-guangzhou"
const Version = "2017-03-12"
const Action = "DescribeInstances"
const Timestamp = 1465185768
// const Timestamp = Math.round(Date.now() / 1000)
const Nonce = 11886
//const nonce = Math.round(Math.random() * 65535)

let params = {};
params['Action'] = Action;
params['InstanceIds.0'] = 'ins-09dx96dg';
params['Limit'] = 20;
params['Offset'] = 0;
params['Nonce'] = Nonce;
params['Region'] = Region;
params['SecretId'] = SECRET_ID;
params['Timestamp'] = Timestamp;
params['Version'] = Version;

strParam = sort_params(params)

const reqMethod = "GET";
const path = "/";
strSign = formatSignString(reqMethod, endpoint, path, strParam)
console.log(strSign)
console.log("-----")

params['Signature'] = sha1(SECRET_KEY, strSign)
console.log(params['Signature'])
console.log("-----")

const req_url = get_req_url(params, endpoint)
console.log(params['Signature'])
console.log("-----")
console.log(req_url)
}
main()
```



# Responses

Last updated : 2024-05-20 17:52:48

## Response for Successful Requests

For example, when calling CAM API (version: 2017-03-12) to view the status of instances (DescribeInstancesStatus), if the request has succeeded, you may see the response as shown below:

```
{
  "Response": {
    "TotalCount": 0,
    "InstanceStatusSet": [],
    "RequestId": "b5b41468-520d-4192-b42f-595cc34b6c1c"
  }
}
```

- The API will return `Response` , which contains `RequestId` , as long as it processes the request. It does not matter if the request is successful or not.
- `RequestId` is the unique ID of an API request. Contact us with this ID when an exception occurs.
- Except for the fixed fields, all fields are action-specified. For the definitions of action-specified fields, see the corresponding API documentation. In this example, `TotalCount` and `InstanceStatusSet` are the fields specified by the API `DescribeInstancesStatus` . `0` `TotalCount` means that the requester owns 0 CVM instance so the `InstanceStatusSet` is empty.

## Response for Failed Requests

If the request has failed, you may see the response as shown below:

```
{
  "Response": {
    "Error": {
      "Code": "AuthFailure.SignatureFailure",
      "Message": "The provided credentials could not be validated. Please ensure your signature is correct."
    },
    "RequestId": "ed93f3cb-f35e-473f-b9f3-0d451b8b79c6"
  }
}
```

- The presence of the `Error` field indicates that the request has failed. A response for a failed request will include `Error`, `Code` and `Message` fields.
- `Code` is the code of the error that helps you identify the cause and solution. There are two types of error codes so you may find the code in either common error codes or API-specified error codes.
- `Message` explains the cause of the error. Note that the returned messages are subject to service updates. The information the messages provide may not be up-to-date and should not be the only source of reference.
- `RequestId` is the unique ID of an API request. Contact us with this ID when an exception occurs.

## Common Error Codes

If there is an `Error` field in the response, it means that the API call failed. The `Code` field in `Error` indicates the error code. The following table lists the common error codes that all actions can return.

Error Code	Description
<code>AuthFailure.InvalidSecretId</code>	Invalid key (not a TencentCloud API key type).
<code>AuthFailure.MFAFailure</code>	MFA failed.
<code>AuthFailure.SecretIdNotFound</code>	The key does not exist.
<code>AuthFailure.SignatureExpire</code>	Signature expired.
<code>AuthFailure.SignatureFailure</code>	Signature error.
<code>AuthFailure.TokenFailure</code>	Token error.
<code>AuthFailure.UnauthorizedOperation</code>	The request does not have CAM authorization.
<code>DryRunOperation</code>	DryRun Operation. It means that the request would have succeeded, but the <code>DryRun</code> parameter was used.
<code>FailedOperation</code>	Operation failed.
<code>InternalError</code>	Internal error.
<code>InvalidAction</code>	The API does not exist.
<code>InvalidParameter</code>	Incorrect parameter.
<code>InvalidParameterValue</code>	Invalid parameter value.
<code>LimitExceeded</code>	Quota limit exceeded.
<code>MissingParameter</code>	A parameter is missing.

NoSuchVersion	The API version does not exist.
RequestLimitExceeded	The number of requests exceeds the frequency limit.
ResourceInUse	Resource is in use.
ResourceInsufficient	Insufficient resource.
ResourceNotFound	The resource does not exist.
ResourceUnavailable	Resource is unavailable.
UnauthorizedOperation	Unauthorized operation.
UnknownParameter	Unknown parameter.
UnsupportedOperation	Unsupported operation.
UnsupportedProtocol	HTTPS request method error. Only GET and POST requests are supported.
UnsupportedRegion	API does not support the requested region.

# Status Pull APIs

## PullSmsReplyStatus

Last updated : 2024-03-07 13:47:36

### 1. API Description

Domain name for API request: sms.tencentcloudapi.com.

This API is used to pull SMS reply status.

Currently, you can also [configure the reply callback](#) to get replies.

- Note: You need to contact [SMS Helper](#) to activate this API.
- Note: Because of the improved security of **TencentCloud API 3.0**, **API authentication** is more complicated. We recommend you use the Tencent Cloud SMS service with the SDK.
- You can run this API directly in [API 3.0 Explorer](#), which eliminates the signature calculation steps. After it is executed successfully, API Explorer can **automatically generate** SDK code samples.

A maximum of 100 requests can be initiated per second for this API.

We recommend you to use API Explorer

[Try it](#)

API Explorer provides a range of capabilities, including online call, signature authentication, SDK code generation, and API quick search. It enables you to view the request, response, and auto-generated examples.

### 2. Input Parameters

The following request parameter list only provides API request parameters and some common parameters. For the complete common parameter list, see [Common Request Parameters](#).

Parameter Name	Required	Type	Description
Action	Yes	String	<a href="#">Common Params</a> . The value used for this API: PullSmsReplyStatus.
Version	Yes	String	<a href="#">Common Params</a> . The value used for this API: 2021-01-11.

Region	Yes	String	<a href="#">Common Params</a> . For more information, please see the <a href="#">list of regions</a> supported by the product.
Limit	Yes	Integer	Maximum number of pulled entries. Maximum value: 100.
SmsSdkAppId	Yes	String	The SMS <code>SdkAppId</code> generated after an application is added in the <a href="#">SMS console</a> , such as 1400006666.

### 3. Output Parameters

Parameter Name	Type	Description
PullSmsReplyStatusSet	Array of <a href="#">PullSmsReplyStatus</a>	Reply status response set.
RequestId	String	The unique request ID, generated by the server, will be returned for every request (if the request fails to reach the server for other reasons, the request will not obtain a RequestId). RequestId is required for locating a problem.

### 4. Example

#### Example1 Sample request

##### Input Example

```
POST / HTTP/1.1
Host: sms.tencentcloudapi.com
Content-Type: application/json
X-TC-Action: PullSmsReplyStatus
<Common request parameters>

{
  "SmsSdkAppId": "1400006874",
  "Limit": 2
}
```

##### Output Example

```
{
  "Response": {
```

```
"RequestId": "a0aabda6-cf91-4f3e-a81f-9198114a2279",
"PullSmsReplyStatusSet": [
{
  "CountryCode": "86",
  "ReplyContent": "xxxxxx",
  "SubscriberNumber": "15291990000",
  "ExtendCode": "11",
  "ReplyTime": 1620734188,
  "PhoneNumber": "+8615291990000",
  "SignName": "Tencent Cloud"
},
{
  "CountryCode": "86",
  "ReplyContent": "xxxxxx",
  "SubscriberNumber": "15291990001",
  "ExtendCode": "11",
  "ReplyTime": 1620734189,
  "PhoneNumber": "+8615291990001",
  "SignName": "Tencent Cloud"
}
]
}
```

## 5. Developer Resources

### SDK

TencentCloud API 3.0 integrates SDKs that support various programming languages to make it easier for you to call APIs.

- [Tencent Cloud SDK 3.0 for Python](#)
- [Tencent Cloud SDK 3.0 for Java](#)
- [Tencent Cloud SDK 3.0 for PHP](#)
- [Tencent Cloud SDK 3.0 for Go](#)
- [Tencent Cloud SDK 3.0 for Node.js](#)
- [Tencent Cloud SDK 3.0 for .NET](#)
- [Tencent Cloud SDK 3.0 for C++](#)

### Command Line Interface

- [Tencent Cloud CLI 3.0](#)



## 6. Error Code

The following only lists the error codes related to the API business logic. For other error codes, see [Common Error Codes](#).

Error Code	Description
FailedOperation.FailResolvePacket	Failed to parse the request packet. Usually, this is because that the API specification was not followed. Please see <a href="#">Detailed Explanation of Request Body Parsing Error 1004</a> .
FailedOperation.JsonParseFail	Failed to parse the request body.
FailedOperation.PhoneNumberInBlacklist	The mobile number is in the opt-out list. This may be because the recipient has unsubscribed from your service or the mobile number is in the carrier's opt-out list. To solve this problem, contact <a href="#">SMS Helper</a> .
InternalError.OtherError	Other error. You can contact <a href="#">SMS Helper</a> and provide the failed mobile number for assistance.
InternalError.RequestTimeException	The request was initiated in an exceptional time. Usually, this is because that the difference between your server time and Tencent Cloud server time exceeds 10 minutes. Please check whether the server time and the time field in the API are correct.
InternalError.RestApiInterfaceNotExist	This RESTful API does not exist. Please check the RESTful API description.
InternalError.SendAndRecvFail	The API timed out or SMS packet sending/receiving timed out. You need to check whether your network jitters or contact <a href="#">SMS Helper</a> for assistance.
InternalError.SigFieldMissing	The request body in the backend body does not have a <code>Sig</code> field or the <code>Sig</code> field is empty.
InternalError.SigVerificationFail	Backend check of <code>Sig</code> failed.
InternalError.Timeout	The request to deliver an SMS message timed out. Please see <a href="#">Detailed Explanation of Error 60008</a> .
InternalError.UnknownError	Unknown error.
InvalidParameter	A parameter error occurred.

InvalidParameterValue.IncorrectPhoneNumber	Incorrect mobile number format
InvalidParameterValue.SdkAppIdNotExist	The <code>SdkAppId</code> does not exist.
MissingParameter	Missing parameters. Please check and try again.
UnauthorizedOperation.RequestIpNotInWhitelist	The requesting IP is not in the allowlist. You have configured the verification of request source IP, but the current requesting IP is not in the configured allowlist. If necessary, you can contact <a href="#">SMS Helper</a> .
UnauthorizedOperation.RequestPermissionDeny	The request does not have permission. You can contact <a href="#">SMS Helper</a> .
UnauthorizedOperation.SdkAppIdsDisabled	This <code>SdkAppId</code> is forbidden to provide services. If necessary, you can contact <a href="#">SMS Helper</a> .
UnauthorizedOperation.ServiceSuspendDueToArrears	
UnauthorizedOperation.SmsSdkAppIdVerifyFail	Failed to verify <code>SmsSdkAppId</code> . Please check whether <a href="#">SmsSdkAppId</a> is under the account associated with the <a href="#">TencentCloud API key</a> .
UnsupportedOperation.	The request is not supported.

# PullSmsReplyStatusByPhoneNumber

Last updated : 2024-03-07 13:47:43

## 1. API Description

Domain name for API request: sms.tencentcloudapi.com.

This API is used to pull SMS reply status for one single number.

Currently, you can also [configure the reply callback](#) to get replies.

- Note: because of the improved security of **TencentCloud API 3.0**, **API authentication** is more complicated. We recommend you use the Tencent Cloud SMS service with the SDK.
- You can run this API directly in [API 3.0 Explorer](#), which eliminates the signature calculation steps. After it is executed successfully, API Explorer can **automatically generate** SDK code samples.

A maximum of 20 requests can be initiated per second for this API.

We recommend you to use API Explorer

[Try it](#)

API Explorer provides a range of capabilities, including online call, signature authentication, SDK code generation, and API quick search. It enables you to view the request, response, and auto-generated examples.

## 2. Input Parameters

The following request parameter list only provides API request parameters and some common parameters. For the complete common parameter list, see [Common Request Parameters](#).

Parameter Name	Required	Type	Description
Action	Yes	String	<a href="#">Common Params</a> . The value used for this API: PullSmsReplyStatusByPhoneNumber.
Version	Yes	String	<a href="#">Common Params</a> . The value used for this API: 2021-01-11.
Region	Yes	String	<a href="#">Common Params</a> . For more information, please see the <a href="#">list of regions</a> supported by the product.

BeginTime	Yes	Integer	Pull start time in seconds in the format of UNIX timestamp. Note: the data for the last 7 days can be pulled at most.
Offset	Yes	Integer	Offset. Note: this parameter is currently fixed at 0.
Limit	Yes	Integer	Maximum number of pulled entries. Maximum value: 100.
PhoneNumber	Yes	String	Target mobile number in the E.164 standard (+[country/region code] [mobile number]), such as +8613711112222, which has a + sign followed by 86 (country/region code) and then by 13711112222 (mobile number).
SmsSdkAppId	Yes	String	The SMS <code>SdkAppId</code> generated after an application is added in the <a href="#">SMS console</a> , such as 1400006666.
EndTime	No	Integer	Pull end time in seconds in the format of UNIX timestamp.

### 3. Output Parameters

Parameter Name	Type	Description
PullSmsReplyStatusSet	Array of <a href="#">PullSmsReplyStatus</a>	Reply status response set.
RequestId	String	The unique request ID, generated by the server, will be returned for every request (if the request fails to reach the server for other reasons, the request will not obtain a RequestId). RequestId is required for locating a problem.

### 4. Example

#### Example1 Sample request

##### Input Example

```
POST / HTTP/1.1
Host: sms.tencentcloudapi.com
Content-Type: application/json
X-TC-Action: PullSmsReplyStatusByPhoneNumber
<Common request parameters>

{
```

```
"SmsSdkAppId": "1400006666",
"PhoneNumber": "+8615291996666",
"BeginTime": 1620734100,
"Offset": 0,
"Limit": 2,
"EndTime": 1620734200
}
```

## Output Example

```
{
  "Response": {
    "RequestId": "a0aabda6-cf91-4f3e-a81f-9198114a2279",
    "PullSmsReplyStatusSet": [
      {
        "CountryCode": "86",
        "ReplyContent": "xxxxxx",
        "SubscriberNumber": "15291996666",
        "ExtendCode": "11",
        "ReplyTime": 1620734188,
        "PhoneNumber": "+8615291996666",
        "SignName": "Tencent Cloud"
      },
      {
        "CountryCode": "86",
        "ReplyContent": "xxxxxx",
        "SubscriberNumber": "15291996666",
        "ExtendCode": "11",
        "ReplyTime": 1620734189,
        "PhoneNumber": "+8615291996666",
        "SignName": "Tencent Cloud"
      }
    ]
  }
}
```

## 5. Developer Resources

### SDK

TencentCloud API 3.0 integrates SDKs that support various programming languages to make it easier for you to call APIs.

- [Tencent Cloud SDK 3.0 for Python](#)

- [Tencent Cloud SDK 3.0 for Java](#)
- [Tencent Cloud SDK 3.0 for PHP](#)
- [Tencent Cloud SDK 3.0 for Go](#)
- [Tencent Cloud SDK 3.0 for Node.js](#)
- [Tencent Cloud SDK 3.0 for .NET](#)
- [Tencent Cloud SDK 3.0 for C++](#)

## Command Line Interface

- [Tencent Cloud CLI 3.0](#)

## 6. Error Code

The following only lists the error codes related to the API business logic. For other error codes, see [Common Error Codes](#).

Error Code	Description
FailedOperation.JsonParseFail	Failed to parse the request body.
FailedOperation.PhoneNumberInBlacklist	The mobile number is in the opt-out list. This may be because the recipient has unsubscribed from your service or the mobile number is in the carrier's opt-out list. To solve this problem, contact <a href="#">SMS Helper</a> .
InternalError.OtherError	Other error. You can contact <a href="#">SMS Helper</a> and provide the failed mobile number for assistance.
InternalError.RequestTimeException	The request was initiated in an exceptional time. Usually, this is because that the difference between your server time and Tencent Cloud server time exceeds 10 minutes. Please check whether the server time and the time field in the API are correct.
InternalError.RestApiInterfaceNotExist	This RESTful API does not exist. Please check the RESTful API description.
InternalError.SendAndRecvFail	The API timed out or SMS packet sending/receiving timed out. You need to check whether your network jitters or contact <a href="#">SMS Helper</a> for assistance.
InternalError.SigVerificationFail	Backend check of <code>Sig</code> failed.
InternalError.Timeout	The request to deliver an SMS message timed out.

	Please see <a href="#">Detailed Explanation of Error 60008</a> .
InternalError.UnknownError	Unknown error.
InvalidParameter	A parameter error occurred.
InvalidParameterValue.BeginTimeVerifyFail	<code>BeginTime</code> parameter check failed.
InvalidParameterValue.EndTimeVerifyFail	<code>EndTime</code> parameter check failed.
InvalidParameterValue.IncorrectPhoneNumber	Incorrect mobile number format
InvalidParameterValue.InvalidStartTime	Invalid start time or end time. The reason may be that the requested <code>SendDateTime</code> is later than <code>EndDateTime</code> .
InvalidParameterValue.SdkAppIdNotExist	The <code>SdkAppId</code> does not exist.
MissingParameter	Missing parameters. Please check and try again.
UnauthorizedOperation.RequestIpNotInWhitelist	The requesting IP is not in the allowlist. You have configured the verification of request source IP, but the current requesting IP is not in the configured allowlist. If necessary, you can contact <a href="#">SMS Helper</a> .
UnauthorizedOperation.RequestPermissionDeny	The request does not have permission. You can contact <a href="#">SMS Helper</a> .
UnauthorizedOperation.SdkAppIdsDisabled	This <code>SdkAppId</code> is forbidden to provide services. If necessary, you can contact <a href="#">SMS Helper</a> .
UnauthorizedOperation.ServiceSuspendDueToArrears	
UnauthorizedOperation.SmsSdkAppIdVerifyFail	Failed to verify <code>SmsSdkAppId</code> . Please check whether <a href="#">SmsSdkAppId</a> is under the account associated with the <a href="#">TencentCloud API key</a> .
UnsupportedOperation.	The request is not supported.

# PullSmsSendStatus

Last updated : 2024-03-07 13:47:50

## 1. API Description

Domain name for API request: sms.tencentcloudapi.com.

This API is used to pull SMS delivery status.

Currently, you can also [configure the callback](#) to get the delivery status.

- Note: you need to contact [SMS Helper](#) to activate this API.
- Note: because of the improved security of **TencentCloud API 3.0**, **API authentication** is more complicated. We recommend you use the Tencent Cloud SMS service with the SDK.
- You can run this API directly in [API 3.0 Explorer](#), which eliminates the signature calculation steps. After it is executed successfully, API Explorer can **automatically generate** SDK code samples.

A maximum of 100 requests can be initiated per second for this API.

We recommend you to use API Explorer

[Try it](#)

API Explorer provides a range of capabilities, including online call, signature authentication, SDK code generation, and API quick search. It enables you to view the request, response, and auto-generated examples.

## 2. Input Parameters

The following request parameter list only provides API request parameters and some common parameters. For the complete common parameter list, see [Common Request Parameters](#).

Parameter Name	Required	Type	Description
Action	Yes	String	<a href="#">Common Params</a> . The value used for this API: PullSmsSendStatus.
Version	Yes	String	<a href="#">Common Params</a> . The value used for this API: 2021-01-11.
Region	Yes	String	<a href="#">Common Params</a> . For more information, please see the <a href="#">list of regions</a> supported by the product.



Limit	Yes	Integer	Maximum number of pulled entries. Maximum value: 100.
SmsSdkAppId	Yes	String	The SMS <code>SdkAppId</code> generated after an application is added in the <a href="#">SMS console</a> , such as 1400006666.

### 3. Output Parameters

Parameter Name	Type	Description
PullSmsSendStatusSet	Array of <a href="#">PullSmsSendStatus</a>	Delivery status response set.
RequestId	String	The unique request ID, generated by the server, will be returned for every request (if the request fails to reach the server for other reasons, the request will not obtain a RequestId). RequestId is required for locating a problem.

### 4. Example

#### Example1 Sample request

##### Input Example

```
POST / HTTP/1.1
Host: sms.tencentcloudapi.com
Content-Type: application/json
X-TC-Action: PullSmsSendStatus
<Common request parameters>

{
  "SmsSdkAppId": "1400006874",
  "Limit": 2
}
```

##### Output Example

```
{
  "Response": {
    "PullSmsSendStatusSet": [
      {
        "Description": "DELIVRD",
```

```
"CountryCode": "86",
"SubscriberNumber": "15291990000",
"ReportStatus": "SUCCESS",
"PhoneNumber": "+8615291990000",
"SerialNo": "14:19325917feb3914eb78b50d6182d7e452e",
"UserReceiveTime": 1620734188
},
{
  "Description": "DELIVRD",
  "CountryCode": "86",
  "SubscriberNumber": "15291990001",
  "ReportStatus": "SUCCESS",
  "PhoneNumber": "+8615291990001",
  "SerialNo": "14:19325917feb3914eb78b50d6182d7e462f",
  "UserReceiveTime": 1620734188
}
],
"RequestId": "8979fc1e-9564-4fc9-bf7d-2958ce679b72"
}
```

## 5. Developer Resources

### SDK

TencentCloud API 3.0 integrates SDKs that support various programming languages to make it easier for you to call APIs.

- [Tencent Cloud SDK 3.0 for Python](#)
- [Tencent Cloud SDK 3.0 for Java](#)
- [Tencent Cloud SDK 3.0 for PHP](#)
- [Tencent Cloud SDK 3.0 for Go](#)
- [Tencent Cloud SDK 3.0 for Node.js](#)
- [Tencent Cloud SDK 3.0 for .NET](#)
- [Tencent Cloud SDK 3.0 for C++](#)

### Command Line Interface

- [Tencent Cloud CLI 3.0](#)

## 6. Error Code

The following only lists the error codes related to the API business logic. For other error codes, see [Common Error Codes](#).

Error Code	Description
FailedOperation.FailResolvePacket	Failed to parse the request packet. Usually, this is because that the API specification was not followed. Please see <a href="#">Detailed Explanation of Request Body Parsing Error 1004</a> .
FailedOperation.JsonParseFail	Failed to parse the request body.
FailedOperation.PhoneNumberInBlacklist	The mobile number is in the opt-out list. This may be because the recipient has unsubscribed from your service or the mobile number is in the carrier's opt-out list. To solve this problem, contact <a href="#">SMS Helper</a> .
InternalError.OtherError	Other error. You can contact <a href="#">SMS Helper</a> and provide the failed mobile number for assistance.
InternalError.RequestTimeException	The request was initiated in an exceptional time. Usually, this is because that the difference between your server time and Tencent Cloud server time exceeds 10 minutes. Please check whether the server time and the time field in the API are correct.
InternalError.RestApiInterfaceNotExist	This RESTful API does not exist. Please check the RESTful API description.
InternalError.SendAndRecvFail	The API timed out or SMS packet sending/receiving timed out. You need to check whether your network jitters or contact <a href="#">SMS Helper</a> for assistance.
InternalError.SigFieldMissing	The request body in the backend body does not have a <code>Sig</code> field or the <code>Sig</code> field is empty.
InternalError.SigVerificationFail	Backend check of <code>Sig</code> failed.
InternalError.Timeout	The request to deliver an SMS message timed out. Please see <a href="#">Detailed Explanation of Error 60008</a> .
InternalError.UnknownError	Unknown error.
InvalidParameter	A parameter error occurred.
InvalidParameterValue.IncorrectPhoneNumber	Incorrect mobile number format
InvalidParameterValue.SdkAppIdNotExist	The <code>SdkAppId</code> does not exist.

UnauthorizedOperation.RequestIpNotInWhitelist	The requesting IP is not in the allowlist. You have configured the verification of request source IP, but the current requesting IP is not in the configured allowlist. If necessary, you can contact <a href="#">SMS Helper</a> .
UnauthorizedOperation.RequestPermissionDeny	The request does not have permission. You can contact <a href="#">SMS Helper</a> .
UnauthorizedOperation.SdkAppIdsDisabled	This <code>SdkAppId</code> is forbidden to provide services. If necessary, you can contact <a href="#">SMS Helper</a> .
UnauthorizedOperation.ServiceSuspendDueToArrears	
UnauthorizedOperation.SmsSdkAppIdVerifyFail	Failed to verify <code>SmsSdkAppId</code> . Please check whether <a href="#">SmsSdkAppId</a> is under the account associated with the <a href="#">TencentCloud API key</a> .
UnsupportedOperation.	The request is not supported.

# PullSmsSendStatusByPhoneNumber

Last updated : 2024-03-07 13:47:56

## 1. API Description

Domain name for API request: sms.tencentcloudapi.com.

This API is used to pull SMS delivery status for one single number.

Currently, you can also [configure the callback](#) to get the delivery status.

- Note: because of the improved security of **TencentCloud API 3.0**, **API authentication** is more complicated. We recommend you use the Tencent Cloud SMS service with the SDK.
- You can run this API directly in [API 3.0 Explorer](#) to eliminate the need to calculate signatures. After it is executed successfully, API Explorer can **automatically generate** SDK code samples.

A maximum of 20 requests can be initiated per second for this API.

We recommend you to use API Explorer

[Try it](#)

API Explorer provides a range of capabilities, including online call, signature authentication, SDK code generation, and API quick search. It enables you to view the request, response, and auto-generated examples.

## 2. Input Parameters

The following request parameter list only provides API request parameters and some common parameters. For the complete common parameter list, see [Common Request Parameters](#).

Parameter Name	Required	Type	Description
Action	Yes	String	<a href="#">Common Params</a> . The value used for this API: PullSmsSendStatusByPhoneNumber.
Version	Yes	String	<a href="#">Common Params</a> . The value used for this API: 2021-01-11.
Region	Yes	String	<a href="#">Common Params</a> . For more information, please see the <a href="#">list of regions</a> supported by the product.

BeginTime	Yes	Integer	Pull start time in seconds in the format of UNIX timestamp. Note: the data for the last 7 days can be pulled at most.
Offset	Yes	Integer	Offset. Note: this parameter is currently fixed at 0.
Limit	Yes	Integer	Maximum number of pulled entries. Maximum value: 100.
PhoneNumber	Yes	String	Target mobile number in the E.164 standard (+[country/region code] [mobile number]), such as +8613711112222, which has a + sign followed by 86 (country/region code) and then by 13711112222 (mobile number).
SmsSdkAppId	Yes	String	The SMS <code>SdkAppId</code> generated after an application is added in the <a href="#">SMS console</a> , such as 1400006666.
EndTime	No	Integer	Pull end time in seconds in the format of UNIX timestamp.

### 3. Output Parameters

Parameter Name	Type	Description
PullSmsSendStatusSet	Array of <a href="#">PullSmsSendStatus</a>	Delivery status response set.
RequestId	String	The unique request ID, generated by the server, will be returned for every request (if the request fails to reach the server for other reasons, the request will not obtain a RequestId). RequestId is required for locating a problem.

### 4. Example

#### Example1 Sample request

##### Input Example

```
POST / HTTP/1.1
Host: sms.tencentcloudapi.com
Content-Type: application/json
X-TC-Action: PullSmsSendStatusByPhoneNumber
<Common request parameters>

{
```

```
"SmsSdkAppId": "1400006666",
"PhoneNumber": "+8615291996666",
"BeginTime": 1620734100,
"Offset": 0,
"Limit": 2,
"EndTime": 1620734200
}
```

## Output Example

```
{
  "Response": {
    "PullSmsSendStatusSet": [
      {
        "Description": "DELIVRD",
        "CountryCode": "86",
        "SubscriberNumber": "15291996666",
        "ReportStatus": "SUCCESS",
        "PhoneNumber": "+8615291996666",
        "SerialNo": "14:19325917feb3914eb78b50d6182d7e452e",
        "UserReceiveTime": 1620734188
      },
      {
        "Description": "DELIVRD",
        "CountryCode": "86",
        "SubscriberNumber": "15291996666",
        "ReportStatus": "SUCCESS",
        "PhoneNumber": "+8615291996666",
        "SerialNo": "14:19325917feb3914eb78b50d6182d7e456f",
        "UserReceiveTime": 1620734188
      }
    ],
    "RequestId": "8979fc1e-9564-4fc9-bf7d-2958ce679b72"
  }
}
```

## 5. Developer Resources

### SDK

TencentCloud API 3.0 integrates SDKs that support various programming languages to make it easier for you to call APIs.

- [Tencent Cloud SDK 3.0 for Python](#)

- [Tencent Cloud SDK 3.0 for Java](#)
- [Tencent Cloud SDK 3.0 for PHP](#)
- [Tencent Cloud SDK 3.0 for Go](#)
- [Tencent Cloud SDK 3.0 for Node.js](#)
- [Tencent Cloud SDK 3.0 for .NET](#)
- [Tencent Cloud SDK 3.0 for C++](#)

## Command Line Interface

- [Tencent Cloud CLI 3.0](#)

## 6. Error Code

The following only lists the error codes related to the API business logic. For other error codes, see [Common Error Codes](#).

Error Code	Description
FailedOperation.FailResolvePacket	Failed to parse the request packet. Usually, this is because that the API specification was not followed. Please see <a href="#">Detailed Explanation of Request Body Parsing Error 1004</a> .
FailedOperation.JsonParseFail	Failed to parse the request body.
FailedOperation.PhoneNumberInBlacklist	The mobile number is in the opt-out list. This may be because the recipient has unsubscribed from your service or the mobile number is in the carrier's opt-out list. To solve this problem, contact <a href="#">SMS Helper</a> .
InternalError.JsonParseFail	Failed to parse the user parameter. You can contact <a href="#">SMS Helper</a> for assistance.
InternalError.OtherError	Other error. You can contact <a href="#">SMS Helper</a> and provide the failed mobile number for assistance.
InternalError.RequestTimeException	The request was initiated in an exceptional time. Usually, this is because that the difference between your server time and Tencent Cloud server time exceeds 10 minutes. Please check whether the server time and the time field in the API are correct.
InternalError.RestApiInterfaceNotExist	This RESTful API does not exist. Please check the RESTful API description.



InternalError.SendAndRecvFail	The API timed out or SMS packet sending/receiving timed out. You need to check whether your network jitters or contact <a href="#">SMS Helper</a> for assistance.
InternalError.SigFieldMissing	The request body in the backend body does not have a <code>Sig</code> field or the <code>Sig</code> field is empty.
InternalError.SigVerificationFail	Backend check of <code>Sig</code> failed.
InternalError.Timeout	The request to deliver an SMS message timed out. Please see <a href="#">Detailed Explanation of Error 60008</a> .
InternalError.UnknownError	Unknown error.
InvalidParameter	A parameter error occurred.
InvalidParameterValue.BeginTimeVerifyFail	<code>BeginTime</code> parameter check failed.
InvalidParameterValue.EndTimeVerifyFail	<code>EndTime</code> parameter check failed.
InvalidParameterValue.IncorrectPhoneNumber	Incorrect mobile number format
InvalidParameterValue.InvalidStartTime	Invalid start time or end time. The reason may be that the requested <code>SendDateTime</code> is later than <code>EndDateTime</code> .
InvalidParameterValue.SdkAppIdNotExist	The <code>SdkAppId</code> does not exist.
MissingParameter	Missing parameters. Please check and try again.
UnauthorizedOperation.RequestIpNotInWhitelist	The requesting IP is not in the allowlist. You have configured the verification of request source IP, but the current requesting IP is not in the configured allowlist. If necessary, you can contact <a href="#">SMS Helper</a> .
UnauthorizedOperation.RequestPermissionDeny	The request does not have permission. You can contact <a href="#">SMS Helper</a> .
UnauthorizedOperation.SdkAppIdsDisabled	This <code>SdkAppId</code> is forbidden to provide services. If necessary, you can contact <a href="#">SMS Helper</a> .
UnauthorizedOperation.ServiceSuspendDueToArrears	
UnauthorizedOperation.SmsSdkAppIdVerifyFail	Failed to verify <code>SmsSdkAppId</code> . Please check whether <a href="#">SmsSdkAppId</a> is under the account associated with the <a href="#">TencentCloud API key</a> .
UnsupportedOperation.	The request is not supported.



# SMS Statistics APIs

## SendStatusStatistics

Last updated : 2024-03-07 12:29:21

### 1. API Description

Domain name for API request: sms.tencentcloudapi.com.

This API is used to collect statistics on SMS messages sent by users.

- Note: because of the improved security of **TencentCloud API 3.0**, **API authentication** is more complicated. We recommend you use the Tencent Cloud SMS service with the SDK.
- You can run this API directly in [API 3.0 Explorer](#), which eliminates the signature calculation steps. After it is executed successfully, API Explorer can **automatically generate** SDK code samples.

A maximum of 10 requests can be initiated per second for this API.

We recommend you to use API Explorer

[Try it](#)

API Explorer provides a range of capabilities, including online call, signature authentication, SDK code generation, and API quick search. It enables you to view the request, response, and auto-generated examples.

### 2. Input Parameters

The following request parameter list only provides API request parameters and some common parameters. For the complete common parameter list, see [Common Request Parameters](#).

Parameter Name	Required	Type	Description
Action	Yes	String	<a href="#">Common Params</a> . The value used for this API: SendStatusStatistics.
Version	Yes	String	<a href="#">Common Params</a> . The value used for this API: 2021-01-11.
Region	Yes	String	<a href="#">Common Params</a> . For more information, please see the <a href="#">list of regions</a> supported by the product.

BeginTime	Yes	String	Start time in the format of <code>yyyymmddhh</code> accurate to the hour, such as 2021050113 (13:00 on May 1, 2021).
EndTime	Yes	String	End time in the format of <code>yyyymmddhh</code> accurate to the hour, such as 2021050118 (18:00 on May 1, 2021). Note: <code>EndTime</code> must be after <code>BeginTime</code> .
SmsSdkAppId	Yes	String	The SMS <code>SdkAppId</code> generated after an application is added in the <a href="#">SMS console</a> , such as 1400006666.
Limit	Yes	Integer	Upper limit. Note: this parameter is currently fixed at 0.
Offset	Yes	Integer	Offset. Note: this parameter is currently fixed at 0.

### 3. Output Parameters

Parameter Name	Type	Description
SendStatusStatistics	<a href="#">SendStatusStatistics</a>	Delivery statistics response body.
RequestId	String	The unique request ID, generated by the server, will be returned for every request (if the request fails to reach the server for other reasons, the request will not obtain a RequestId). RequestId is required for locating a problem.

### 4. Example

#### Example1 Sample request

##### Input Example

```
POST / HTTP/1.1
Host: sms.tencentcloudapi.com
Content-Type: application/json
X-TC-Action: SendStatusStatistics
<Common request parameters>

{
  "SmsSdkAppId": "1400006874",
  "EndTime": "2021050123",
```

```
"Limit": 0,
"BeginTime": "2021050113",
"Offset": 0
}
```

### Output Example

```
{
  "Response": {
    "SendStatusStatistics": {
      "FeeCount": 1880,
      "RequestCount": 1880,
      "RequestSuccessCount": 1880
    },
    "RequestId": "f36e4f00-605e-49b1-ad0d-bfaba81c7325"
  }
}
```

## 5. Developer Resources

### SDK

TencentCloud API 3.0 integrates SDKs that support various programming languages to make it easier for you to call APIs.

- [Tencent Cloud SDK 3.0 for Python](#)
- [Tencent Cloud SDK 3.0 for Java](#)
- [Tencent Cloud SDK 3.0 for PHP](#)
- [Tencent Cloud SDK 3.0 for Go](#)
- [Tencent Cloud SDK 3.0 for Node.js](#)
- [Tencent Cloud SDK 3.0 for .NET](#)
- [Tencent Cloud SDK 3.0 for C++](#)

### Command Line Interface

- [Tencent Cloud CLI 3.0](#)

## 6. Error Code

The following only lists the error codes related to the API business logic. For other error codes, see [Common Error Codes](#).

Error Code	Description
FailedOperation.FailResolvePacket	Failed to parse the request packet. Usually, this is because that the API specification was not followed. Please see <a href="#">Detailed Explanation of Request Body Parsing Error 1004</a> .
FailedOperation.JsonParseFail	Failed to parse the request body.
FailedOperation.PhoneNumberInBlacklist	The mobile number is in the opt-out list. This may be because the recipient has unsubscribed from your service or the mobile number is in the carrier's opt-out list. To solve this problem, contact <a href="#">SMS Helper</a> .
FailedOperation.TemplateIncorrectOrUnapproved	The template has not been approved or its content does not match that of the approved template. (1) Please log in to the <a href="#">SMS console</a> to check whether the template has been reviewed and approved. (2) Please click <a href="#">here</a> to check whether the template format is correct. If you have any questions, contact <a href="#">SMS Helper</a> .
InternalError.OtherError	Other error. You can contact <a href="#">SMS Helper</a> and provide the failed mobile number for assistance.
InternalError.ParseBackendResponseFail	Failed to parse the carrier's response packet. Please contact <a href="#">SMS Helper</a> for assistance.
InternalError.RequestTimeException	The request was initiated in an exceptional time. Usually, this is because that the difference between your server time and Tencent Cloud server time exceeds 10 minutes. Please check whether the server time and the time field in the API are correct.
InternalError.RestApiInterfaceNotExist	This RESTful API does not exist. Please check the RESTful API description.
InternalError.SendAndRecvFail	The API timed out or SMS packet sending/receiving timed out. You need to check whether your network jitters or contact <a href="#">SMS Helper</a> for assistance.
InternalError.SigFieldMissing	The request body in the backend body does not have a <code>Sig</code> field or the <code>Sig</code> field is empty.

InternalError.SigVerificationFail	Backend check of <code>Sig</code> failed.
InternalError.Timeout	The request to deliver an SMS message timed out. Please see <a href="#">Detailed Explanation of Error 60008</a> .
InternalError.UnknownError	Unknown error.
InvalidParameter	A parameter error occurred.
InvalidParameterValue.BeginTimeVerifyFail	<code>BeginTime</code> parameter check failed.
InvalidParameterValue.EndTimeVerifyFail	<code>EndTime</code> parameter check failed.
InvalidParameterValue.IncorrectPhoneNumber	Incorrect mobile number format
InvalidParameterValue.LimitVerifyFail	<code>Limit</code> parameter check failed.
InvalidParameterValue.OffsetVerifyFail	<code>Offset</code> parameter check failed.
InvalidParameterValue.SdkAppIdNotExist	The <code>SdkAppId</code> does not exist.
MissingParameter	Missing parameters. Please check and try again.
UnauthorizedOperation.RequestIpNotInWhitelist	The requesting IP is not in the allowlist. You have configured the verification of request source IP, but the current requesting IP is not in the configured allowlist. If necessary, you can contact <a href="#">SMS Helper</a> .
UnauthorizedOperation.RequestPermissionDeny	The request does not have permission. You can contact <a href="#">SMS Helper</a> .
UnauthorizedOperation.SdkAppIdsDisabled	This <code>SdkAppId</code> is forbidden to provide services. If necessary, you can contact <a href="#">SMS Helper</a> .
UnauthorizedOperation.ServiceSuspendDueToArrears	
UnauthorizedOperation.SmsSdkAppIdVerifyFail	Failed to verify <code>SmsSdkAppId</code> . Please check whether <a href="#">SmsSdkAppId</a> is under the account associated with the <a href="#">TencentCloud API key</a> .
UnsupportedOperation.	The request is not supported.

# CallbackStatusStatistics

Last updated : 2024-03-07 12:29:22

## 1. API Description

Domain name for API request: sms.tencentcloudapi.com.

This API is used to collect statistics on user receipts.

- Note: because of the improved security of **TencentCloud API 3.0**, **API authentication** is more complicated. We recommend you use the Tencent Cloud SMS service with the SDK.
- You can run this API directly in [API 3.0 Explorer](#), which eliminates the signature calculation steps. After it is executed successfully, API Explorer can **automatically generate** SDK code samples.

A maximum of 10 requests can be initiated per second for this API.

We recommend you to use API Explorer

[Try it](#)

API Explorer provides a range of capabilities, including online call, signature authentication, SDK code generation, and API quick search. It enables you to view the request, response, and auto-generated examples.

## 2. Input Parameters

The following request parameter list only provides API request parameters and some common parameters. For the complete common parameter list, see [Common Request Parameters](#).

Parameter Name	Required	Type	Description
Action	Yes	String	<a href="#">Common Params</a> . The value used for this API: CallbackStatusStatistics.
Version	Yes	String	<a href="#">Common Params</a> . The value used for this API: 2021-01-11.
Region	Yes	String	<a href="#">Common Params</a> . For more information, please see the <a href="#">list of regions</a> supported by the product.
BeginTime	Yes	String	Start time in the format of <code>yyyymmddhh</code> accurate to the hour,



			such as 2021050113 (13:00 on May 1, 2021).
EndTime	Yes	String	End time in the format of <code>yyyymmddhh</code> accurate to the hour, such as 2021050118 (18:00 on May 1, 2021). Note: <code>EndTime</code> must be after <code>BeginTime</code> , and the difference should not exceed 32 days.
SmsSdkAppId	Yes	String	The SMS <code>SdkAppId</code> generated after an application is added in the <a href="#">SMS console</a> , such as 1400006666.
Limit	Yes	Integer	Upper limit. Note: this parameter is currently fixed at 0.
Offset	Yes	Integer	Offset. Note: this parameter is currently fixed at 0.

### 3. Output Parameters

Parameter Name	Type	Description
CallbackStatusStatistics	<a href="#">CallbackStatusStatistics</a>	Receipt statistics response body.
RequestId	String	The unique request ID, generated by the server, will be returned for every request (if the request fails to reach the server for other reasons, the request will not obtain a RequestId). RequestId is required for locating a problem.

### 4. Example

#### Example1 Sample request

##### Input Example

```
POST / HTTP/1.1
Host: sms.tencentcloudapi.com
Content-Type: application/json
X-TC-Action: CallbackStatusStatistics
<Common request parameters>

{
  "SmsSdkAppId": "1400006874",
```

```
"EndTime": "2021050123",
"Limit": 0,
"BeginTime": "2021050113",
"Offset": 0
}
```

## Output Example

```
{
  "Response": {
    "CallbackStatusStatistics": {
      "CallbackCount": 1745,
      "RequestSuccessCount": 1880,
      "CallbackFailCount": 401,
      "CallbackSuccessCount": 1344,
      "InternalErrorCount": 0,
      "InvalidNumberCount": 0,
      "ShutdownErrorCount": 401,
      "BlackListCount": 0,
      "FrequencyLimitCount": 0
    },
    "RequestId": "3314836f-0b10-45cb-b7be-593e84c1c197"
  }
}
```

## 5. Developer Resources

### SDK

TencentCloud API 3.0 integrates SDKs that support various programming languages to make it easier for you to call APIs.

- [Tencent Cloud SDK 3.0 for Python](#)
- [Tencent Cloud SDK 3.0 for Java](#)
- [Tencent Cloud SDK 3.0 for PHP](#)
- [Tencent Cloud SDK 3.0 for Go](#)
- [Tencent Cloud SDK 3.0 for Node.js](#)
- [Tencent Cloud SDK 3.0 for .NET](#)
- [Tencent Cloud SDK 3.0 for C++](#)

### Command Line Interface

- [Tencent Cloud CLI 3.0](#)

## 6. Error Code

The following only lists the error codes related to the API business logic. For other error codes, see [Common Error Codes](#).

Error Code	Description
FailedOperation.FailResolvePacket	Failed to parse the request packet. Usually, this is because that the API specification was not followed. Please see <a href="#">Detailed Explanation of Request Body Parsing Error 1004</a> .
FailedOperation.JsonParseFail	Failed to parse the request body.
FailedOperation.PhoneNumberInBlacklist	The mobile number is in the opt-out list. This may be because the recipient has unsubscribed from your service or the mobile number is in the carrier's opt-out list. To solve this problem, contact <a href="#">SMS Helper</a> .
FailedOperation.TemplateIdNotExist	The template ID does not exist.
InternalError.OtherError	Other error. You can contact <a href="#">SMS Helper</a> and provide the failed mobile number for assistance.
InternalError.RequestTimeException	The request was initiated in an exceptional time. Usually, this is because that the difference between your server time and Tencent Cloud server time exceeds 10 minutes. Please check whether the server time and the time field in the API are correct.
InternalError.RestApiInterfaceNotExist	This RESTful API does not exist. Please check the RESTful API description.
InternalError.SendAndRecvFail	The API timed out or SMS packet sending/receiving timed out. You need to check whether your network jitters or contact <a href="#">SMS Helper</a> for assistance.
InternalError.SigFieldMissing	The request body in the backend body does not have a <code>Sig</code> field or the <code>Sig</code> field is empty.
InternalError.SigVerificationFail	Backend check of <code>Sig</code> failed.
InternalError.Timeout	The request to deliver an SMS message timed out.

	Please see <a href="#">Detailed Explanation of Error 60008</a> .
InternalError.UnknownError	Unknown error.
InvalidParameter	A parameter error occurred.
InvalidParameterValue.BeginTimeVerifyFail	<code>BeginTime</code> parameter check failed.
InvalidParameterValue.EndTimeVerifyFail	<code>EndTime</code> parameter check failed.
InvalidParameterValue.IncorrectPhoneNumber	Incorrect mobile number format
InvalidParameterValue.LimitVerifyFail	<code>Limit</code> parameter check failed.
InvalidParameterValue.OffsetVerifyFail	<code>Offset</code> parameter check failed.
InvalidParameterValue.SdkAppIdNotExist	The <code>SdkAppId</code> does not exist.
MissingParameter	Missing parameters. Please check and try again.
UnauthorizedOperation.RequestIpNotInWhitelist	The requesting IP is not in the allowlist. You have configured the verification of request source IP, but the current requesting IP is not in the configured allowlist. If necessary, you can contact <a href="#">SMS Helper</a> .
UnauthorizedOperation.RequestPermissionDeny	The request does not have permission. You can contact <a href="#">SMS Helper</a> .
UnauthorizedOperation.SdkAppIdsDisabled	This <code>SdkAppId</code> is forbidden to provide services. If necessary, you can contact <a href="#">SMS Helper</a> .
UnauthorizedOperation.ServiceSuspendDueToArrears	
UnauthorizedOperation.SmsSdkAppIdVerifyFail	Failed to verify <code>SmsSdkAppId</code> . Please check whether <a href="#">SmsSdkAppId</a> is under the account associated with the <a href="#">TencentCloud API key</a> .
UnsupportedOperation.	The request is not supported.

# SMS Signature APIs

## AddSmsSign

Last updated : 2024-03-07 13:47:00

### 1. API Description

Domain name for API request: sms.tencentcloudapi.com.

1. This API is used to add an SMS signature. You need to read the [Tencent Cloud SMS Signature Review Standards](#) before starting an application.
2. ⚠ Note: individual users cannot use this API to apply for SMS signatures. For more information, see [Identity Verification Overview](#). If your account identity is individual, you can log in to the console to apply for SMS signatures.

- Note: because of the improved security of **TencentCloud API 3.0**, **API authentication** is more complicated. We recommend you use the Tencent Cloud SMS service with the SDK.
- You can run this API directly in [API 3.0 Explorer](#), which eliminates the signature calculation steps. After it is executed successfully, API Explorer can **automatically generate** SDK code samples.

A maximum of 1 requests can be initiated per second for this API.

We recommend you to use API Explorer

[Try it](#)

API Explorer provides a range of capabilities, including online call, signature authentication, SDK code generation, and API quick search. It enables you to view the request, response, and auto-generated examples.

### 2. Input Parameters

The following request parameter list only provides API request parameters and some common parameters. For the complete common parameter list, see [Common Request Parameters](#).

Parameter Name	Required	Type	Description
Action	Yes	String	<a href="#">Common Params</a> . The value used for this API: AddSmsSign.
Version	Yes	String	<a href="#">Common Params</a> . The value used for this API: 2021-01-11.

Region	Yes	String	<a href="#">Common Params</a> . For more information, please see the <a href="#">list of regions</a> supported by the product.
SignName	Yes	String	Signature name. Note: you cannot apply for an approved or pending signature again.
SignType	Yes	Integer	Signature type. Each of these types is followed by their <code>DocumentType</code> (identity certificate type) option: 0: company. Valid values of <code>DocumentType</code> include 0 and 1. 1: app. Valid values of <code>DocumentType</code> include 0, 1, 2, 3, and 4. 2: website. Valid values of <code>DocumentType</code> include 0, 1, 2, 3, and 5. 3: WeChat Official Account. Valid values of <code>DocumentType</code> include 0, 1, 2, 3, and 8. 4: trademark. Valid values of <code>DocumentType</code> include 7. 5: government/public institution/other. Valid values of <code>DocumentType</code> include 2 and 3. 6: WeChat Mini Program. Valid values of <code>DocumentType</code> include 0, 1, 2, 3, and 6. Note: the identity certificate type must be selected according to the correspondence; otherwise, the review will fail.
DocumentType	Yes	Integer	Identity certificate type: 0: three-in-one licence. 1: business license. 2: organization code certificate. 3: social credit code certificate. 4: screenshot of application backend management (for personal app). 5: screenshot of website ICP filing backend (for personal website). 6: screenshot of WeChat Mini Program settings page (for personal WeChat Mini Program). 7: trademark registration certificate. 8: screenshot of WeChat Official Account settings page (for personal WeChat Official Account).
International	Yes	Integer	Whether it is Global SMS: 0: Mainland China SMS. 1: Global SMS.
SignPurpose	Yes	Integer	Signature purpose: 0: for personal use.

			1: for others.
ProofImage	Yes	String	You should Base64-encode the image of the identity certificate corresponding to the signature first, remove the prefix <code>data:image/jpeg;base64,</code> from the resulted string, and then use it as the value of this parameter.
CommissionImage	No	String	Power of attorney, which should be submitted if <code>SignPurpose</code> is for use by others. You should Base64-encode the image first, remove the prefix <code>data:image/jpeg;base64,</code> from the resulted string, and then use it as the value of this parameter. Note: this field will take effect only when <code>SignPurpose</code> is 1 (for user by others).
Remark	No	String	Signature application remarks.

### 3. Output Parameters

Parameter Name	Type	Description
AddSignStatus	<a href="#">AddSignStatus</a>	Signature addition response
RequestId	String	The unique request ID, generated by the server, will be returned for every request (if the request fails to reach the server for other reasons, the request will not obtain a RequestId). RequestId is required for locating a problem.

### 4. Example

#### Example1 Sample request

##### Input Example

```
POST / HTTP/1.1
Host: sms.tencentcloudapi.com
Content-Type: application/json
X-TC-Action: AddSmsSign
<Common request parameters>

{
```

```
"Remark": "xxxx",
"SignPurpose": 1,
"SignType": 0,
"CommissionImage": "xxxx",
"SignName": "Tencent Cloud",
"DocumentType": 1,
"International": 0,
"ProofImage": "xxxx"
}
```

### Output Example

```
{
  "Response": {
    "AddSignStatus": {
      "SignId": 1110
    },
    "RequestId": "f36e4f00-605e-49b1-ad0d-bfaba81c7325"
  }
}
```

## 5. Developer Resources

### SDK

TencentCloud API 3.0 integrates SDKs that support various programming languages to make it easier for you to call APIs.

- [Tencent Cloud SDK 3.0 for Python](#)
- [Tencent Cloud SDK 3.0 for Java](#)
- [Tencent Cloud SDK 3.0 for PHP](#)
- [Tencent Cloud SDK 3.0 for Go](#)
- [Tencent Cloud SDK 3.0 for Node.js](#)
- [Tencent Cloud SDK 3.0 for .NET](#)
- [Tencent Cloud SDK 3.0 for C++](#)

### Command Line Interface

- [Tencent Cloud CLI 3.0](#)

## 6. Error Code



The following only lists the error codes related to the API business logic. For other error codes, see [Common Error Codes](#).

Error Code	Description
FailedOperation.FailResolvePacket	Failed to parse the request packet. Usually, this is because that the API specification was not followed. Please see <a href="#">Detailed Explanation of Request Body Parsing Error 1004</a> .
FailedOperation.JsonParseFail	Failed to parse the request body.
FailedOperation.NotEnterpriseCertification	Individual users cannot use the APIs related to signatures and templates. You can change your account identity type to enterprise as instructed <a href="#">here</a> . The change will take effect in about one hour.
FailedOperation.OtherError	Other error. Usually, this is because that the carried parameter is non-compliant. For more information, see the API description. If necessary, you can contact <a href="#">SMS Helper</a> for assistance.
FailedOperation.ParametersOtherError	Unknown error. If necessary, you can contact <a href="#">SMS Helper</a> for assistance.
FailedOperation.SignNumberLimit	The number of signatures has reached the maximum value.
FailedOperation.TemplateIdNotExist	The template ID does not exist.
InternalError.RequestTimeException	The request was initiated in an exceptional time. Usually, this is because that the difference between your server time and Tencent Cloud server time exceeds 10 minutes. Please check whether the server time and the time field in the API are correct.
InternalError.RestApiInterfaceNotExist	This RESTful API does not exist. Please check the RESTful API description.
InternalError.SigFieldMissing	The request body in the backend body does not have a <code>Sig</code> field or the <code>Sig</code> field is empty.
InternalError.SigVerificationFail	Backend check of <code>Sig</code> failed.
InternalError.Timeout	The request to deliver an SMS message timed out. Please see <a href="#">Detailed Explanation of Error 60008</a> .

InternalError.UnknownError	Unknown error.
InvalidParameter.AppidAndBizId	The account does not match the application ID.
InvalidParameterValue.ImageInvalid	The format of the uploaded transcoded image is incorrect. See the description of this field in the API description. If necessary, you can contact <a href="#">SMS Helper</a> for assistance.
InvalidParameterValue.InvalidDocumentType	<code>DocumentType</code> field check failed. See the description of this field in the API description. If necessary, you can contact <a href="#">SMS Helper</a> for assistance.
InvalidParameterValue.InvalidInternational	<code>International</code> field check failed. See the description of this field in the API description. If necessary, you can contact <a href="#">SMS Helper</a> for assistance.
InvalidParameterValue.InvalidUsedMethod	<code>UsedMethod</code> field check failed. See the description of this field in the API description. If necessary, you can contact <a href="#">SMS Helper</a> for assistance.
InvalidParameterValue.SdkAppIdNotExist	The <code>SdkAppId</code> does not exist.
InvalidParameterValue.SignAlreadyPassedCheck	This signature has been approved and cannot be modified again.
InvalidParameterValue.SignExistAndUnapproved	The same signature pending review already exists.
InvalidParameterValue.SignNameLengthTooLong	Too much signature content
MissingParameter	Missing parameters. Please check and try again.
UnauthorizedOperation.RequestIpNotInWhitelist	The requesting IP is not in the allowlist. You have configured the verification of request source IP, but the current requesting IP is not in the configured allowlist. If necessary, you can contact <a href="#">SMS Helper</a> .
UnauthorizedOperation.RequestPermissionDeny	The request does not have permission. You can contact <a href="#">SMS Helper</a> .
UnauthorizedOperation.ServiceSuspendDueToArrears	
UnsupportedOperation.	The request is not supported.

# DeleteSmsSign

Last updated : 2024-03-07 13:47:07

## 1. API Description

Domain name for API request: sms.tencentcloudapi.com.

⚠ Note: individual users cannot use this API to delete SMS signatures. For more information, please see [Identity Verification Overview](#). Please log in to the [console](#) to delete SMS signatures.

- Note: because of the improved security of **TencentCloud API 3.0**, **API authentication** is more complicated. We recommend you use the Tencent Cloud SMS service with the SDK.
- You can run this API directly in [API 3.0 Explorer](#), which eliminates the signature calculation steps. After it is executed successfully, API Explorer can **automatically generate** SDK code samples.

A maximum of 1 requests can be initiated per second for this API.

We recommend you to use API Explorer

[Try it](#)

API Explorer provides a range of capabilities, including online call, signature authentication, SDK code generation, and API quick search. It enables you to view the request, response, and auto-generated examples.

## 2. Input Parameters

The following request parameter list only provides API request parameters and some common parameters. For the complete common parameter list, see [Common Request Parameters](#).

Parameter Name	Required	Type	Description
Action	Yes	String	<a href="#">Common Params</a> . The value used for this API: DeleteSmsSign.
Version	Yes	String	<a href="#">Common Params</a> . The value used for this API: 2021-01-11.
Region	Yes	String	<a href="#">Common Params</a> . For more information, please see the <a href="#">list of regions</a> supported by the product.
SignId	Yes	Integer	ID of the signature to be deleted.

### 3. Output Parameters

Parameter Name	Type	Description
DeleteSignStatus	DeleteSignStatus	Signature deletion response
RequestId	String	The unique request ID, generated by the server, will be returned for every request (if the request fails to reach the server for other reasons, the request will not obtain a RequestId). RequestId is required for locating a problem.

### 4. Example

#### Example1 Sample request

##### Input Example

```
POST / HTTP/1.1
Host: sms.tencentcloudapi.com
Content-Type: application/json
X-TC-Action: DeleteSmsSign
<Common request parameters>

{
  "SignId": 1110
}
```

##### Output Example

```
{
  "Response": {
    "DeleteSignStatus": {
      "DeleteTime": 1578988506,
      "DeleteStatus": "return successfully!"
    },
    "RequestId": "f36e4f00-605e-49b1-ad0d-bfaba81c7325"
  }
}
```

### 5. Developer Resources

## SDK

TencentCloud API 3.0 integrates SDKs that support various programming languages to make it easier for you to call APIs.

- [Tencent Cloud SDK 3.0 for Python](#)
- [Tencent Cloud SDK 3.0 for Java](#)
- [Tencent Cloud SDK 3.0 for PHP](#)
- [Tencent Cloud SDK 3.0 for Go](#)
- [Tencent Cloud SDK 3.0 for Node.js](#)
- [Tencent Cloud SDK 3.0 for .NET](#)
- [Tencent Cloud SDK 3.0 for C++](#)

## Command Line Interface

- [Tencent Cloud CLI 3.0](#)

## 6. Error Code

The following only lists the error codes related to the API business logic. For other error codes, see [Common Error Codes](#).

Error Code	Description
FailedOperation.FailResolvePacket	Failed to parse the request packet. Usually, this is because that the API specification was not followed. Please see <a href="#">Detailed Explanation of Request Body Parsing Error 1004</a> .
FailedOperation.JsonParseFail	Failed to parse the request body.
FailedOperation.MissingSignatureToModify	This signature ID has not been submitted for approval or does not exist, so it cannot be modified. Please check whether the <code>SignId</code> is entered correctly.
FailedOperation.NotEnterpriseCertification	Individual users cannot use the APIs related to signatures and templates. You can change your account identity type to enterprise as instructed <a href="#">here</a> . The change will take effect in about one hour.
FailedOperation.OtherError	Other error. Usually, this is because that the carried parameter is non-compliant. For more information, see the API description. If necessary, you can contact <a href="#">SMS Helper</a> for assistance.

FailedOperation.SignIdNotExist	The signature ID does not exist.
FailedOperation.TemplateIdNotExist	The template ID does not exist.
InternalError.OtherError	Other error. You can contact <a href="#">SMS Helper</a> and provide the failed mobile number for assistance.
InternalError.RequestTimeException	The request was initiated in an exceptional time. Usually, this is because that the difference between your server time and Tencent Cloud server time exceeds 10 minutes. Please check whether the server time and the time field in the API are correct.
InternalError.RestApiInterfaceNotExist	This RESTful API does not exist. Please check the RESTful API description.
InternalError.SigVerificationFail	Backend check of <code>Sig</code> failed.
InternalError.Timeout	The request to deliver an SMS message timed out. Please see <a href="#">Detailed Explanation of Error 60008</a> .
InternalError.UnknownError	Unknown error.
UnauthorizedOperation.RequestIpNotInWhitelist	The requesting IP is not in the allowlist. You have configured the verification of request source IP, but the current requesting IP is not in the configured allowlist. If necessary, you can contact <a href="#">SMS Helper</a> .
UnauthorizedOperation.RequestPermissionDeny	The request does not have permission. You can contact <a href="#">SMS Helper</a> .
UnauthorizedOperation.ServiceSuspendDueToArrears	
UnsupportedOperation.	The request is not supported.

# DescribeSmsSignList

Last updated : 2024-03-07 13:47:13

## 1. API Description

Domain name for API request: sms.tencentcloudapi.com.

⚠ Note: individual users cannot use this API to query SMS signatures. For more information, please see [Identity Verification Overview](#). If your account identity is individual, you can log in to the [console](#) to query SMS signatures.

- Note: because of the improved security of **TencentCloud API 3.0**, **API authentication** is more complicated. We recommend you use the Tencent Cloud SMS service with the SDK.
- You can run this API directly in [API 3.0 Explorer](#), which eliminates the signature calculation steps. After it is executed successfully, API Explorer can **automatically generate** SDK code samples.

A maximum of 20 requests can be initiated per second for this API.

We recommend you to use API Explorer

[Try it](#)

API Explorer provides a range of capabilities, including online call, signature authentication, SDK code generation, and API quick search. It enables you to view the request, response, and auto-generated examples.

## 2. Input Parameters

The following request parameter list only provides API request parameters and some common parameters. For the complete common parameter list, see [Common Request Parameters](#).

Parameter Name	Required	Type	Description
Action	Yes	String	<a href="#">Common Params</a> . The value used for this API: DescribeSmsSignList.
Version	Yes	String	<a href="#">Common Params</a> . The value used for this API: 2021-01-11.
Region	Yes	String	<a href="#">Common Params</a> . For more information, please see the <a href="#">list of regions</a> supported by the product.

SignIdSet.N	Yes	Array of Integer	Signature ID array. Note: the maximum length of the array is 100 by default.
International	Yes	Integer	Whether it is Global SMS: 0: Mainland China SMS. 1: Global SMS.

### 3. Output Parameters

Parameter Name	Type	Description
DescribeSignListStatusSet	Array of <a href="#">DescribeSignListStatus</a>	Response for getting signature information
RequestId	String	The unique request ID, generated by the server, will be returned for every request (if the request fails to reach the server for other reasons, the request will not obtain a RequestId). RequestId is required for locating a problem.

### 4. Example

#### Example1 Sample request

##### Input Example

```
POST / HTTP/1.1
Host: sms.tencentcloudapi.com
Content-Type: application/json
X-TC-Action: DescribeSmsSignList
<Common request parameters>

{
  "International": 0,
  "SignIdSet": [
    1110,
    1111
  ]
}
```

##### Output Example



```
{
  "Response": {
    "RequestId": "f36e4f00-605e-49b1-ad0d-bfaba81c7325",
    "DescribeSignListStatusSet": [
      {
        "SignName": "Tencent Cloud",
        "International": 0,
        "SignId": 1110,
        "ReviewReply": "xxx",
        "CreateTime": 1617508800,
        "StatusCode": 0
      },
      {
        "SignName": "Tencent Cloud",
        "International": 1,
        "SignId": 1111,
        "ReviewReply": "xxx",
        "CreateTime": 1617508801,
        "StatusCode": 0
      }
    ]
  }
}
```

## 5. Developer Resources

### SDK

TencentCloud API 3.0 integrates SDKs that support various programming languages to make it easier for you to call APIs.

- [Tencent Cloud SDK 3.0 for Python](#)
- [Tencent Cloud SDK 3.0 for Java](#)
- [Tencent Cloud SDK 3.0 for PHP](#)
- [Tencent Cloud SDK 3.0 for Go](#)
- [Tencent Cloud SDK 3.0 for Node.js](#)
- [Tencent Cloud SDK 3.0 for .NET](#)
- [Tencent Cloud SDK 3.0 for C++](#)

### Command Line Interface

- [Tencent Cloud CLI 3.0](#)

## 6. Error Code

The following only lists the error codes related to the API business logic. For other error codes, see [Common Error Codes](#).

Error Code	Description
FailedOperation.FailResolvePacket	Failed to parse the request packet. Usually, this is because that the API specification was not followed. Please see <a href="#">Detailed Explanation of Request Body Parsing Error 1004</a> .
FailedOperation.JsonParseFail	Failed to parse the request body.
FailedOperation.NotEnterpriseCertification	Individual users cannot use the APIs related to signatures and templates. You can change your account identity type to enterprise as instructed <a href="#">here</a> . The change will take effect in about one hour.
FailedOperation.OtherError	Other error. Usually, this is because that the carried parameter is non-compliant. For more information, see the API description. If necessary, you can contact <a href="#">SMS Helper</a> for assistance.
InternalError.JsonParseFail	Failed to parse the user parameter. You can contact <a href="#">SMS Helper</a> for assistance.
InternalError.OtherError	Other error. You can contact <a href="#">SMS Helper</a> and provide the failed mobile number for assistance.
InternalError.RequestTimeException	The request was initiated in an exceptional time. Usually, this is because that the difference between your server time and Tencent Cloud server time exceeds 10 minutes. Please check whether the server time and the time field in the API are correct.
InternalError.RestApiInterfaceNotExist	This RESTful API does not exist. Please check the RESTful API description.
InternalError.SendAndRecvFail	The API timed out or SMS packet sending/receiving timed out. You need to check whether your network jitters or contact <a href="#">SMS Helper</a> for assistance.
InternalError.SigVerificationFail	Backend check of <code>Sig</code> failed.
InternalError.Timeout	The request to deliver an SMS message timed out.


	Please see <a href="#">Detailed Explanation of Error 60008</a> .
InternalError.UnknownError	Unknown error.
UnauthorizedOperation.RequestIpNotInWhitelist	The requesting IP is not in the allowlist. You have configured the verification of request source IP, but the current requesting IP is not in the configured allowlist. If necessary, you can contact <a href="#">SMS Helper</a> .
UnauthorizedOperation.RequestPermissionDeny	The request does not have permission. You can contact <a href="#">SMS Helper</a> .
UnauthorizedOperation.SdkAppIdsDisabled	This <code>SdkAppId</code> is forbidden to provide services. If necessary, you can contact <a href="#">SMS Helper</a> .
UnauthorizedOperation.ServiceSuspendDueToArrears	
UnsupportedOperation.	The request is not supported.

# ModifySmsSign

Last updated : 2024-03-07 13:47:19

## 1. API Description

Domain name for API request: sms.tencentcloudapi.com.

1. This API is used to modify an SMS signature. Read the [Tencent Cloud SMS signature review standards](#) before making a modification.
2.  Note: Individual users cannot use this API to modify SMS signatures. For more information, see [Identity Verification Guide](#). If your account identity is individual, you can log in to the [console](#) to modify SMS signatures.
3. Modifications can be made only if the signature status is **Pending Review** or **Rejected**. **Approved** signatures cannot be modified.

- Note: Because of the improved security of **TencentCloud API 3.0**, **API authentication** is more complicated. We recommend you use the Tencent Cloud SMS service with the SDK.
- You can run this API directly in [API 3.0 Explorer](#), which eliminates the signature calculation steps. After it is executed successfully, API Explorer can **automatically generate** SDK code samples.

A maximum of 1 requests can be initiated per second for this API.

We recommend you to use API Explorer

[Try it](#)

API Explorer provides a range of capabilities, including online call, signature authentication, SDK code generation, and API quick search. It enables you to view the request, response, and auto-generated examples.

## 2. Input Parameters

The following request parameter list only provides API request parameters and some common parameters. For the complete common parameter list, see [Common Request Parameters](#).

Parameter Name	Required	Type	Description
Action	Yes	String	<a href="#">Common Params</a> . The value used for this API: ModifySmsSign.
Version	Yes	String	<a href="#">Common Params</a> . The value used for this API: 2021-01-11.

Region	Yes	String	<a href="#">Common Params</a> . For more information, please see the <a href="#">list of regions</a> supported by the product.
SignId	Yes	Integer	ID of the signature to be modified.
SignName	Yes	String	Signature name.
SignType	Yes	Integer	<p>Signature type. Each of these types is followed by their <code>DocumentType</code> (identity certificate type) option:</p> <p>0: company. Valid values of <code>DocumentType</code> include 0 and 1.</p> <p>1: app. Valid values of <code>DocumentType</code> include 0, 1, 2, 3, and 4.</p> <p>2: website. Valid values of <code>DocumentType</code> include 0, 1, 2, 3, and 5.</p> <p>3: WeChat Official Account. Valid values of <code>DocumentType</code> include 0, 1, 2, 3, and 8.</p> <p>4: trademark. Valid values of <code>DocumentType</code> include 7.</p> <p>5: government/public institution/other. Valid values of <code>DocumentType</code> include 2 and 3.</p> <p>6: WeChat Mini Program. Valid values of <code>DocumentType</code> include 0, 1, 2, 3, and 6.</p> <p>Note: the identity certificate type must be selected according to the correspondence; otherwise, the review will fail.</p>
DocumentType	Yes	Integer	<p>Identity certificate type:</p> <p>0: three-in-one.</p> <p>1: business license.</p> <p>2: organization code certificate.</p> <p>3: social credit code certificate.</p> <p>4: screenshot of application backend management (for personal app).</p> <p>5: screenshot of website ICP filing backend (for personal website).</p> <p>6: screenshot of WeChat Mini Program settings page (for personal WeChat Mini Program).</p> <p>7: trademark registration certificate.</p> <p>8: screenshot of WeChat Official Account settings page (for personal WeChat Official Account).</p>
International	Yes	Integer	<p>A parameter used to specify whether it is Global SMS:</p> <p>0 : Chinese mainland SMS.</p> <p>1 : Global SMS.</p> <p>Note: the value of this parameter must be consistent with the <code>International</code> value of the signature to be modified. This parameter cannot be used to directly change a Chinese mainland signature to an international signature.</p>

SignPurpose	Yes	Integer	Signature purpose: 0: for personal use. 1: for others.
ProofImage	Yes	String	You should Base64-encode the image of the identity certificate corresponding to the signature first, remove the prefix <code>data:image/jpeg;base64,</code> from the resulted string, and then use it as the value of this parameter.
CommissionImage	No	String	Power of attorney, which should be submitted if <code>SignPurpose</code> is for use by others. You should Base64-encode the image first, remove the prefix <code>data:image/jpeg;base64,</code> from the resulted string, and then use it as the value of this parameter. Note: this field will take effect only when <code>SignPurpose</code> is 1 (for user by others).
Remark	No	String	Signature application remarks.

### 3. Output Parameters

Parameter Name	Type	Description
ModifySignStatus	<a href="#">ModifySignStatus</a>	Signature modification response
RequestId	String	The unique request ID, generated by the server, will be returned for every request (if the request fails to reach the server for other reasons, the request will not obtain a RequestId). RequestId is required for locating a problem.

### 4. Example

#### Example1 Sample request

This example shows you how to modify SMS signature.

#### Input Example

```
POST / HTTP/1.1
Host: sms.tencentcloudapi.com
Content-Type: application/json
X-TC-Action: ModifySmsSign
```

<Common request parameters>

```
{
  "Remark": "xxxx",
  "SignPurpose": 1,
  "SignType": 0,
  "CommissionImage": "xxxx",
  "SignName": "Tencent Cloud",
  "DocumentType": 1,
  "International": 0,
  "SignId": 1110,
  "ProofImage": "xxxx"
}
```

### Output Example

```
{
  "Response": {
    "ModifySignStatus": {
      "SignId": 1110
    },
    "RequestId": "f36e4f00-605e-49b1-ad0d-bfaba81c7325"
  }
}
```

## 5. Developer Resources

### SDK

TencentCloud API 3.0 integrates SDKs that support various programming languages to make it easier for you to call APIs.

- [Tencent Cloud SDK 3.0 for Python](#)
- [Tencent Cloud SDK 3.0 for Java](#)
- [Tencent Cloud SDK 3.0 for PHP](#)
- [Tencent Cloud SDK 3.0 for Go](#)
- [Tencent Cloud SDK 3.0 for Node.js](#)
- [Tencent Cloud SDK 3.0 for .NET](#)
- [Tencent Cloud SDK 3.0 for C++](#)

### Command Line Interface

- [Tencent Cloud CLI 3.0](#)

## 6. Error Code

The following only lists the error codes related to the API business logic. For other error codes, see [Common Error Codes](#).

Error Code	Description
FailedOperation.FailResolvePacket	Failed to parse the request packet. Usually, this is because that the API specification was not followed. Please see <a href="#">Detailed Explanation of Request Body Parsing Error 1004</a> .
FailedOperation.JsonParseFail	Failed to parse the request body.
FailedOperation.MissingSignatureList	Unable to identify the signature. Please check whether the signature has been approved. For more information, see the signature approval section in <a href="#">Getting Started</a> .
FailedOperation.MissingSignatureToModify	This signature ID has not been submitted for approval or does not exist, so it cannot be modified. Please check whether the <code>SignId</code> is entered correctly.
FailedOperation.NotEnterpriseCertification	Individual users cannot use the APIs related to signatures and templates. You can change your account identity type to enterprise as instructed <a href="#">here</a> . The change will take effect in about one hour.
FailedOperation.OtherError	Other error. Usually, this is because that the carried parameter is non-compliant. For more information, see the API description. If necessary, you can contact <a href="#">SMS Helper</a> for assistance.
FailedOperation.SignNumberLimit	The number of signatures has reached the maximum value.
FailedOperation.TemplateAlreadyPassedCheck	This template has been approved and cannot be modified again.
FailedOperation.TemplateIdNotExist	The template ID does not exist.
InternalError.OtherError	Other error. You can contact <a href="#">SMS Helper</a> and provide the failed mobile number for assistance.



InternalError.RequestTimeException	The request was initiated in an exceptional time. Usually, this is because that the difference between your server time and Tencent Cloud server time exceeds 10 minutes. Please check whether the server time and the time field in the API are correct.
InternalError.RestApiInterfaceNotExist	This RESTful API does not exist. Please check the RESTful API description.
InternalError.SigVerificationFail	Backend check of <code>Sig</code> failed.
InternalError.Timeout	The request to deliver an SMS message timed out. Please see <a href="#">Detailed Explanation of Error 60008</a> .
InternalError.UnknownError	Unknown error.
InvalidParameter	A parameter error occurred.
InvalidParameter.AppidAndBizId	The account does not match the application ID.
InvalidParameterValue.ImageInvalid	The format of the uploaded transcoded image is incorrect. See the description of this field in the API description. If necessary, you can contact <a href="#">SMS Helper</a> for assistance.
InvalidParameterValue.InvalidDocumentType	<code>DocumentType</code> field check failed. See the description of this field in the API description. If necessary, you can contact <a href="#">SMS Helper</a> for assistance.
InvalidParameterValue.InvalidInternational	<code>International</code> field check failed. See the description of this field in the API description. If necessary, you can contact <a href="#">SMS Helper</a> for assistance.
InvalidParameterValue.InvalidSignPurpose	<code>SignPurpose</code> field check failed. See the description of this field in the API description. If necessary, you can contact <a href="#">SMS Helper</a> for assistance.
InvalidParameterValue.SignAlreadyPassedCheck	This signature has been approved and cannot be modified again.
InvalidParameterValue.SignExistAndUnapproved	The same signature pending review already exists.
InvalidParameterValue.SignNameLengthTooLong	Too much signature content
UnauthorizedOperation.RequestIpNotInWhitelist	The requesting IP is not in the allowlist. You have

	configured the verification of request source IP, but the current requesting IP is not in the configured allowlist. If necessary, you can contact <a href="#">SMS Helper</a> .
UnauthorizedOperation.RequestPermissionDeny	The request does not have permission. You can contact <a href="#">SMS Helper</a> .
UnauthorizedOperation.ServiceSuspendDueToArrears	
UnsupportedOperation.	The request is not supported.

# SMS Delivery APIs

## SendSms

Last updated : 2024-03-07 12:29:26

### 1. API Description

Domain name for API request: sms.tencentcloudapi.com.

This API is used to send SMS verification codes, notification, or marketing messages to users.

- Note: Because of the improved security of **TencentCloud API 3.0**, **API authentication** is more complicated. We recommend you use the Tencent Cloud SMS service with the [SDK](#).
- Note: You can run this API directly in [API 3.0 Explorer](#), which eliminates the signature calculation steps. After it is executed successfully, API Explorer can **automatically generate** SDK code samples.

A maximum of 3000 requests can be initiated per second for this API.

We recommend you to use API Explorer


[Try it](#)

API Explorer provides a range of capabilities, including online call, signature authentication, SDK code generation, and API quick search. It enables you to view the request, response, and auto-generated examples.

### 2. Input Parameters

The following request parameter list only provides API request parameters and some common parameters. For the complete common parameter list, see [Common Request Parameters](#).

Parameter Name	Required	Type	Description
Action	Yes	String	<a href="#">Common Params</a> . The value used for this API: SendSms.
Version	Yes	String	<a href="#">Common Params</a> . The value used for this API: 2021-01-11.
Region	Yes	String	<a href="#">Common Params</a> . For more information, please see the <a href="#">list of regions</a> supported by the product.
PhoneNumberSet.N	Yes	Array	Target mobile number in the E.164 standard in the format of +

		of String	[country/region code][mobile number]. Up to 200 mobile numbers are supported in one request (which should be all Chinese mainland mobile numbers or all global mobile numbers). For example, +60198890000, which has a + sign followed by 60 (country/region code) and then by 198890000 (mobile number).
SmsSdkAppId	Yes	String	The SMS <code>SdkAppId</code> generated after an application is added in the <a href="#">SMS console</a> , such as 2400006666.
TemplateId	Yes	String	Template ID, which can be viewed on the <b>Body Templates</b> page in <a href="#">Global SMS</a> . You must enter the ID of an approved template.
SignName	No	String	SMS signature information which is encoded in UTF-8. You must enter an approved signature (such as Tencent Cloud). The signing information can be viewed on the <b>Signatures</b> page in <a href="#">Global SMS</a> .
TemplateParamSet.N	No	Array of String	<p>Template parameter. If there is no template parameter, leave this field empty.</p> <div>  <b>Note</b> </div> <p>The number of template parameters should be consistent with that of the template variables of <code>TemplateId</code>.</p>
ExtendCode	No	String	SMS code number extension, which is not activated by default. If you need to activate it, you can contact <a href="#">SMS Helper</a> .
SessionContext	No	String	User session content, which can carry context information such as user-side ID and will be returned as-is by the server. Note that the length must be less than 512 bytes.
SenderId	No	String	<p>For Global SMS, if you have applied for a separate <code>SenderId</code>, this parameter is required. By default, the public <code>SenderId</code> is used, in which case you don't need to enter this parameter.</p> <p>Note: If your monthly usage reaches the specified threshold, you can apply for an independent <code>SenderId</code>. For more information, contact <a href="#">SMS Helper</a>.</p>

### 3. Output Parameters

Parameter Name	Type	Description
SendStatusSet	Array of <a href="#">SendStatus</a>	SMS delivery status.
RequestId	String	The unique request ID, generated by the server, will be returned for every request (if the request fails to reach the server for other reasons, the request will not obtain a RequestId). RequestId is required for locating a problem.

## 4. Example

### Example1 Sample request

Sample request

#### Input Example

```
POST / HTTP/1.1
Host: sms.tencentcloudapi.com
Content-Type: application/json
X-TC-Action: SendSms
<Common request parameters>

{
  "PhoneNumberSet": [
    "+8618511122266",
    "+8618511122233"
  ],
  "SmsSdkAppId": "1400006666",
  "SignName": "Tencent Cloud",
  "TemplateId": "1234",
  "TemplateParamSet": [
    "12345"
  ],
  "SessionContext": "test"
}
```

#### Output Example

```
{
  "Response": {
    "SendStatusSet": [
      {
```

```
"SerialNo": "5000:1045710669157053657849499619",
"PhoneNumber": "+8618511122233",
"Fee": 1,
"SessionContext": "test",
"Code": "Ok",
"Message": "send success",
"IsoCode": "CN"
},
{
"SerialNo": "5000:1045710669157053657849499718",
"PhoneNumber": "+8618511122266",
"Fee": 1,
"SessionContext": "test",
"Code": "Ok",
"Message": "send success",
"IsoCode": "CN"
}
],
"RequestId": "a0aabda6-cf91-4f3e-a81f-9198114a2279"
}
```

## 5. Developer Resources

### SDK

TencentCloud API 3.0 integrates SDKs that support various programming languages to make it easier for you to call APIs.

- [Tencent Cloud SDK 3.0 for Python](#)
- [Tencent Cloud SDK 3.0 for Java](#)
- [Tencent Cloud SDK 3.0 for PHP](#)
- [Tencent Cloud SDK 3.0 for Go](#)
- [Tencent Cloud SDK 3.0 for Node.js](#)
- [Tencent Cloud SDK 3.0 for .NET](#)
- [Tencent Cloud SDK 3.0 for C++](#)

### Command Line Interface

- [Tencent Cloud CLI 3.0](#)

## 6. Error Code

The following only lists the error codes related to the API business logic. For other error codes, see [Common Error Codes](#).

Error Code	Description
FailedOperation.ContainSensitiveWord	The SMS message contains sensitive words. You can contact <a href="#">SMS Helper</a> for assistance.
FailedOperation.FailResolvePacket	Failed to parse the request packet. Usually, this is because that the API specification was not followed. Please see <a href="#">Detailed Explanation of Request Body Parsing Error 1004</a> .
FailedOperation.InsufficientBalanceInSmsPackage	The package balance is insufficient. Please <a href="#">purchase an SMS package</a> .
FailedOperation.JsonParseFail	Failed to parse the request body.
FailedOperation.MarketingSendTimeConstraint	Marketing SMS messages can only be sent between 8:00 and 22:00 in order not to disturb recipients.
FailedOperation.PhoneNumberInBlacklist	The mobile number is in the opt-out list. This may be because the recipient has unsubscribed from your service or the mobile number is in the carrier's opt-out list. To solve this problem, contact <a href="#">SMS Helper</a> .
FailedOperation.SignatureIncorrectOrUnapproved	The signature is not approved or in an incorrect format. (1) Log in to the <a href="#">SMS console</a> and check whether the signature has been approved; (2) Check whether the signature is in compliance with the format specification, that is, it can contain 2–12 letters and digits. If you have any questions, contact <a href="#">SMS Helper</a> for assistance.
FailedOperation.TemplateIncorrectOrUnapproved	The template has not been approved or its content does not match that of the approved template. (1) Please log in to the <a href="#">SMS console</a> to check whether the template has

	<p>been reviewed and approved. (2) Please click <a href="#">here</a> to check whether the template format is correct. If you have any questions, contact <a href="#">SMS Helper</a>.</p>
FailedOperation.TemplateParamSetNotMatchApprovedTemplate	<p>The request content does not match that of the approved template. Please check whether the number of parameters in the request is consistent with that in the approved template. If you have any questions, contact <a href="#">SMS Helper</a>.</p>
FailedOperation.TemplateUnapprovedOrNotExist	<p>The template has not been approved or does not exist. Please log in to the <a href="#">SMS console</a> to check whether the template has been reviewed and approved. If you have any questions, contact <a href="#">SMS Helper</a>.</p>
InternalError.OtherError	<p>Other error. You can contact <a href="#">SMS Helper</a> and provide the failed mobile number for assistance.</p>
InternalError.RequestTimeException	<p>The request was initiated in an exceptional time. Usually, this is because that the difference between your server time and Tencent Cloud server time exceeds 10 minutes. Please check whether the server time and the time field in the API are correct.</p>
InternalError.RestApiInterfaceNotExist	<p>This RESTful API does not exist. Please check the RESTful API description.</p>
InternalError.SendAndRecvFail	<p>The API timed out or SMS packet sending/receiving timed out. You need to check whether your network jitters or contact <a href="#">SMS Helper</a> for assistance.</p>
InternalError.SigFieldMissing	<p>The request body in the backend body does not have a <code>Sig</code> field or the <code>Sig</code> field is empty.</p>



InternalError.SigVerificationFail	Backend check of <code>Sig</code> failed.
InternalError.Timeout	The request to deliver an SMS message timed out. Please see <a href="#">Detailed Explanation of Error 60008</a> .
InternalError.UnknownError	Unknown error.
InvalidParameterValue.ContentLengthLimit	The content of the requested SMS message is too long. For message length calculation rule, please see <a href="#">SMS Length Calculation Rule</a> .
InvalidParameterValue.IncorrectPhoneNumber	Incorrect mobile number format
InvalidParameterValue.ProhibitedUseUrlInTemplateParameter	URLs are not allowed in template variables.
InvalidParameterValue.SdkAppIdNotExist	The <code>SdkAppId</code> does not exist.
InvalidParameterValue.TemplateParameterFormatError	The parameter format of the verification code template is incorrect. For a verification code template, only 0–6 digits can be passed in as the template variable.
InvalidParameterValue.TemplateParameterLengthLimit	There are more than 12 characters in a single template variable. There is no upper limit of variable characters for enterprise users. You can change your account identity type to enterprise as instructed <a href="#">here</a> . The limit change will take effect in about one hour.
LimitExceeded.AppCountryOrRegionDailyLimit	The number of Global SMS messages sent to the specified country/region per day has exceeded the preset limit. You can adjust the message sending limit in <b>Application Management &gt; Basic Configuration</b> in the SMS console.
LimitExceeded.AppCountryOrRegionInBlacklist	The Global SMS message failed to be sent because the recipient country/region is not included in the

	specified country/region list. You can adjust the country/region list in <b>Application Management &gt; Basic Configuration</b> in the SMS console.
LimitExceeded.AppDailyLimit	The number of SMS messages delivered on the current day exceeds the set upper limit. You can adjust the SMS delivery rate limit policy in the console.
LimitExceeded.AppGlobalDailyLimit	The number of Global SMS messages sent per day has exceeded the preset limit. You can adjust the message sending threshold in <b>Application Management &gt; Basic Configuration</b> in the SMS console.
LimitExceeded.AppMainlandChinaDailyLimit	The number of Chinese Mainland SMS messages sent per day has exceeded the preset limit. You can adjust the message sending threshold in <b>Application Management &gt; Basic Configuration</b> in the SMS console.
LimitExceeded.DailyLimit	The number of SMS messages delivered on the current day exceeds the set upper limit (for Global SMS). If you want to adjust the limit, you can contact <a href="#">SMS Helper</a> for assistance.
LimitExceeded.DeliveryFrequencyLimit	The SMS delivery hits the delivery rate limit policy. You can adjust the policy in the console. If you have other requirements, you can contact <a href="#">SMS Helper</a> for assistance.
LimitExceeded.PhoneNumberCountLimit	The number of mobile numbers you query at a time exceeds 200. Please refer to the input parameter <code>PhoneNumberSet</code> .
LimitExceeded.PhoneNumberDailyLimit	The number of SMS messages delivered to a single mobile number

	on the current day exceeds the set upper limit. You can adjust the SMS delivery rate limit policy in the console.
LimitExceeded.PhoneNumberOneHourLimit	The number of SMS messages delivered to a single mobile number within 1 hour exceeds the set upper limit. You can adjust the SMS delivery rate limit policy in the console.
LimitExceeded.PhoneNumberSameContentDailyLimit	The number of identical SMS messages delivered to a single mobile number exceeds the set upper limit. You can adjust the SMS delivery rate limit policy in the console.
LimitExceeded.PhoneNumberThirtySecondLimit	The number of SMS messages delivered to a single mobile number within 30 seconds exceeds the set upper limit. You can adjust the SMS delivery rate limit policy in the console.
MissingParameter.EmptyPhoneNumberSet	The list of mobile numbers passed in is empty. Please check whether numbers are present in your parameters.
UnauthorizedOperation.IndividualUserMarketingSmsPermissionDeny	Individual users do not have permission to send marketing SMS messages. Please see <a href="#">Differences in Rights</a> .
UnauthorizedOperation.RequestIpNotInWhitelist	The requesting IP is not in the allowlist. You have configured the verification of request source IP, but the current requesting IP is not in the configured allowlist. If necessary, you can contact <a href="#">SMS Helper</a> .
UnauthorizedOperation.RequestPermissionDeny	The request does not have permission. You can contact <a href="#">SMS Helper</a> .

UnauthorizedOperation.SdkAppIdsDisabled	This <code>SdkAppId</code> is forbidden to provide services. If necessary, you can contact <a href="#">SMS Helper</a> .
UnauthorizedOperation.ServiceSuspendDueToArrears	
UnauthorizedOperation.SmsSdkAppIdVerifyFail	Failed to verify <code>SmsSdkAppId</code> . Please check whether <a href="#">SmsSdkAppId</a> is under the account associated with the <a href="#">TencentCloud API key</a> .
UnsupportedOperation.	The request is not supported.
UnsupportedOperation.ChineseMainlandTemplateToGlobalPhone	A Chinese Mainland SMS template cannot be used to sent messages to global numbers. Please use a Global SMS template instead.
UnsupportedOperation.ContainDomesticAndInternationalPhoneNumber	The group message request contains both Chinese mainland numbers and international numbers. Please check: (1) whether the message is sent to international numbers with a Chinese mainland signature or template; (2) whether the message is sent to Chinese mainland numbers with an international signature or template.
UnsupportedOperation.GlobalTemplateToChineseMainlandPhone	A Global SMS template cannot be used to sent messages to Chinese mainland numbers. Please use a Chinese Mainland SMS template instead.
UnsupportedOperation.UnsupportedRegion	

# SMS Mobile Number APIs

## DescribePhoneNumberInfo

Last updated : 2024-03-07 13:48:08

### 1. API Description

Domain name for API request: sms.tencentcloudapi.com.

This API is used to query the information of a phone number, including country/region code and standardized E.164 format number.

- For example, if you query the number +86018845720123, you can get the country/region code 86 and the standardized E.164 number +8618845720123.

A maximum of 1000 requests can be initiated per second for this API.

We recommend you to use API Explorer

[Try it](#)

API Explorer provides a range of capabilities, including online call, signature authentication, SDK code generation, and API quick search. It enables you to view the request, response, and auto-generated examples.

### 2. Input Parameters

The following request parameter list only provides API request parameters and some common parameters. For the complete common parameter list, see [Common Request Parameters](#).

Parameter Name	Required	Type	Description
Action	Yes	String	<a href="#">Common Params</a> . The value used for this API: DescribePhoneNumberInfo.
Version	Yes	String	<a href="#">Common Params</a> . The value used for this API: 2021-01-11.
Region	Yes	String	<a href="#">Common Params</a> . For more information, please see the <a href="#">list of regions</a> supported by the product.
PhoneNumberSet.N	Yes	Array	A parameter used to query mobile numbers in E.164 format (+

		of String	[country/region code][subscriber number]). Up to 200 mobile numbers can be queried at a time. Take the number +8613711112222 as an example. "86" is the country code (with a "+" sign in its front) and "13711112222" is the subscriber number.
--	--	-----------	--

### 3. Output Parameters

Parameter Name	Type	Description
PhoneNumberInfoSet	Array of <a href="#">PhoneNumberInfo</a>	A parameter used to obtain mobile number information.
RequestId	String	The unique request ID, generated by the server, will be returned for every request (if the request fails to reach the server for other reasons, the request will not obtain a RequestId). RequestId is required for locating a problem.

### 4. Example

#### Example1 Sample request

##### Input Example

```
POST / HTTP/1.1
Host: sms.tencentcloudapi.com
Content-Type: application/json
X-TC-Action: DescribePhoneNumberInfo
<Common request parameters>

{
  "PhoneNumberSet": [
    "+8618511122266",
    "+8618511122233"
  ]
}
```

##### Output Example

```
{
  "Response": {
```

```
"PhoneNumberInfoSet": [  
  {  
    "SubscriberNumber": "18511122266",  
    "Message": "Describe success",  
    "Code": "Ok",  
    "PhoneNumber": "+8618511122266",  
    "IsoCode": "CN",  
    "IsoName": "China",  
    "NationCode": "86"  
  },  
  {  
    "SubscriberNumber": "18511122233",  
    "Message": "Describe success",  
    "Code": "Ok",  
    "PhoneNumber": "+8618511122233",  
    "IsoCode": "CN",  
    "IsoName": "China",  
    "NationCode": "86"  
  }  
],  
"RequestId": "a0aabda6-cf91-4f3e-a81f-9198114a2279"  
}
```

## 5. Developer Resources

### SDK

TencentCloud API 3.0 integrates SDKs that support various programming languages to make it easier for you to call APIs.

- [Tencent Cloud SDK 3.0 for Python](#)
- [Tencent Cloud SDK 3.0 for Java](#)
- [Tencent Cloud SDK 3.0 for PHP](#)
- [Tencent Cloud SDK 3.0 for Go](#)
- [Tencent Cloud SDK 3.0 for Node.js](#)
- [Tencent Cloud SDK 3.0 for .NET](#)
- [Tencent Cloud SDK 3.0 for C++](#)

### Command Line Interface

- [Tencent Cloud CLI 3.0](#)

## 6. Error Code

The following only lists the error codes related to the API business logic. For other error codes, see [Common Error Codes](#).

Error Code	Description
FailedOperation.JsonParseFail	Failed to parse the request body.
FailedOperation.PhoneNumberParseFail	Failed to parse the mobile number. Please check whether it meets the E.164 standard.
InvalidParameterValue.IncorrectPhoneNumber	Incorrect mobile number format
LimitExceeded.PhoneNumberCountLimit	The number of mobile numbers you query at a time exceeds 200. Please refer to the input parameter <code>PhoneNumberSet</code> .



# SMS Conversion Rate APIs

## ReportConversion

Last updated : 2024-03-07 13:48:25

### 1. API Description

Domain name for API request: sms.tencentcloudapi.com.

This API is used to report the SMS conversion rate (SMS conversion rate = the number of returned verification codes / the number of verification codes sent) and report the serial numbers of received SMS messages to Tencent Cloud SMS.

- Note: To call this API, you need to be added to the allowlist first. If you have any questions, contact [SMS Helper](#).

A maximum of 1000 requests can be initiated per second for this API.

We recommend you to use API Explorer

[Try it](#)

API Explorer provides a range of capabilities, including online call, signature authentication, SDK code generation, and API quick search. It enables you to view the request, response, and auto-generated examples.

### 2. Input Parameters

The following request parameter list only provides API request parameters and some common parameters. For the complete common parameter list, see [Common Request Parameters](#).

Parameter Name	Required	Type	Description
Action	Yes	String	<a href="#">Common Params</a> . The value used for this API: ReportConversion.
Version	Yes	String	<a href="#">Common Params</a> . The value used for this API: 2021-01-11.
Region	Yes	String	<a href="#">Common Params</a> . For more information, please see the <a href="#">list of regions</a> supported by the product.

SmsSdkAppId	Yes	String	The SMS SdkAppId generated after an application is created in the <a href="#">SMS console</a> , such as "1400006666".
SerialNo	Yes	String	The serial number returned for a message sent.
ConversionTime	No	Integer	The recipient's reply time in seconds in the format of UNIX timestamp.

### 3. Output Parameters

Parameter Name	Type	Description
ReportConversionStatus	<a href="#">ReportConversionStatus</a>	Response packet for conversion rate reporting.
RequestId	String	The unique request ID, generated by the server, will be returned for every request (if the request fails to reach the server for other reasons, the request will not obtain a RequestId). RequestId is required for locating a problem.

### 4. Example

#### Example1 Sample request

##### Input Example

```
POST / HTTP/1.1
Host: sms.tencentcloudapi.com
Content-Type: application/json
X-TC-Action: ReportConversion
<Common request parameters>

{
  "SmsSdkAppId": "1400000001",
  "SerialNo": "5000:1045710669157053657849499619",
  "ConversionTime": 1658310430
}
```

##### Output Example

```
{
  "Response": {
    "ReportConversionStatus": {
      "Code": "ok",
      "Message": "report success"
    },
    "RequestId": "a0aabda6-cf91-4f3e-a81f-9198114a2279"
  }
}
```

## 5. Developer Resources

### SDK

TencentCloud API 3.0 integrates SDKs that support various programming languages to make it easier for you to call APIs.

- [Tencent Cloud SDK 3.0 for Python](#)
- [Tencent Cloud SDK 3.0 for Java](#)
- [Tencent Cloud SDK 3.0 for PHP](#)
- [Tencent Cloud SDK 3.0 for Go](#)
- [Tencent Cloud SDK 3.0 for Node.js](#)
- [Tencent Cloud SDK 3.0 for .NET](#)
- [Tencent Cloud SDK 3.0 for C++](#)

### Command Line Interface

- [Tencent Cloud CLI 3.0](#)

## 6. Error Code

The following only lists the error codes related to the API business logic. For other error codes, see [Common Error Codes](#).

Error Code	Description
InternalError.SendAndRecvFail	The API timed out or SMS packet sending/receiving timed out. You need to check whether your network jitters or contact <a href="#">SMS Helper</a> for assistance.
UnauthorizedOperation.SmsSdkAppIdVerifyFail	Failed to verify <code>SmsSdkAppId</code> . Please check whether

[SmsSdkAppld](#) is under the account associated with the [TencentCloud API key](#).

# SMS Template APIs

## AddSmsTemplate

Last updated : 2024-05-20 17:52:50

### 1. API Description

Domain name for API request: sms.tencentcloudapi.com.

1. This API is used to add an SMS template. You need to read the [Tencent Cloud SMS Body Template Review Standards](#) before starting an application.
2. Note: individual users cannot use this API to apply for SMS body templates. For more information, see [Identity Verification Overview](#). If your account identity is individual, you can log in to the [console](#) to apply for SMS body templates.

- Note: because of the improved security of **TencentCloud API 3.0**, **API authentication** is more complicated. We recommend you use the Tencent Cloud SMS service with the SDK.
- You can run this API directly in [API 3.0 Explorer](#), which eliminates the signature calculation steps. After it is executed successfully, API Explorer can **automatically generate** SDK code samples.

A maximum of 2 requests can be initiated per second for this API.

We recommend you to use API Explorer

[Try it](#)

API Explorer provides a range of capabilities, including online call, signature authentication, SDK code generation, and API quick search. It enables you to view the request, response, and auto-generated examples.

### 2. Input Parameters

The following request parameter list only provides API request parameters and some common parameters. For the complete common parameter list, see [Common Request Parameters](#).

Parameter Name	Required	Type	Description
Action	Yes	String	<a href="#">Common Params</a> . The value used for this API: AddSmsTemplate.
Version	Yes	String	<a href="#">Common Params</a> . The value used for this API: 2021-01-11.

Region	Yes	String	<a href="#">Common Params</a> . For more information, please see the <a href="#">list of regions</a> supported by the product.
TemplateName	Yes	String	Template name.
TemplateContent	Yes	String	Template content.
SmsType	Yes	Integer	SMS type. 1: Marketing SMS, 2: Notification SMS, 3: OTP SMS. Note: The "Regular SMS" type template currently still supports submission. However, in order to further improve the quality of SMS service and increase the approval rate of SMS templates, it is recommended to apply for a new template according to the "Notification SMS" type or the "OTP SMS" type. You can Refer to <a href="#">Optimization of Tencent Cloud SMS Template Types</a> .
International	Yes	Integer	Whether it is Global SMS: 0: Mainland China SMS. 1: Global SMS.
Remark	Yes	String	Template remarks, such as reason for application and use case.

### 3. Output Parameters

Parameter Name	Type	Description
AddTemplateStatus	<a href="#">AddTemplateStatus</a>	SMS template addition response body
RequestId	String	The unique request ID, generated by the server, will be returned for every request (if the request fails to reach the server for other reasons, the request will not obtain a RequestId). RequestId is required for locating a problem.

### 4. Example

#### Example1 Sample request

##### Input Example

```
POST / HTTP/1.1
Host: sms.tencentcloudapi.com
Content-Type: application/json
X-TC-Action: AddSmsTemplate
```

<Common request parameters>

```
{
  "SmsType": 3,
  "International": 0,
  "Remark": "xx",
  "TemplateContent": "Your verification code is {1}",
  "TemplateName": "Verification code"
}
```

### Output Example

```
{
  "Response": {
    "AddTemplateStatus": {
      "TemplateId": "1110"
    },
    "RequestId": "f36e4f00-605e-49b1-ad0d-bfaba81c7325"
  }
}
```

## 5. Developer Resources

### SDK

TencentCloud API 3.0 integrates SDKs that support various programming languages to make it easier for you to call APIs.

- [Tencent Cloud SDK 3.0 for Python](#)
- [Tencent Cloud SDK 3.0 for Java](#)
- [Tencent Cloud SDK 3.0 for PHP](#)
- [Tencent Cloud SDK 3.0 for Go](#)
- [Tencent Cloud SDK 3.0 for Node.js](#)
- [Tencent Cloud SDK 3.0 for .NET](#)
- [Tencent Cloud SDK 3.0 for C++](#)

### Command Line Interface

- [Tencent Cloud CLI 3.0](#)

## 6. Error Code

The following only lists the error codes related to the API business logic. For other error codes, see [Common Error Codes](#).

Error Code	Description
FailedOperation.FailResolvePacket	Failed to parse the request packet. Usually, this is because that the API specification was not followed. Please see <a href="#">Detailed Explanation of Request Body Parsing Error 1004</a> .
FailedOperation.ForbidAddMarketingTemplates	Individual users cannot apply for sending marketing SMS messages.
FailedOperation.JsonParseFail	Failed to parse the request body.
FailedOperation.MissingSignature	You cannot apply for a template before you apply for a signature. Please create a signature first as instructed in <a href="#">Creating Signature</a> .
FailedOperation.MissingTemplateToModify	This template ID has not been submitted for approval or does not exist, so it cannot be modified. Please check whether the <code>TemplateId</code> is entered correctly.
FailedOperation.NotEnterpriseCertification	Individual users cannot use the APIs related to signatures and templates. You can change your account identity type to enterprise as instructed <a href="#">here</a> . The change will take effect in about one hour.
FailedOperation.OtherError	Other error. Usually, this is because that the carried parameter is non-compliant. For more information, see the API description. If necessary, you can contact <a href="#">SMS Helper</a> for assistance.
FailedOperation.TemplateAlreadyPassedCheck	This template has been approved and cannot be modified again.
FailedOperation.TemplateNumberLimit	The number of templates has reached the maximum value.
InternalError.JsonParseFail	Failed to parse the user parameter. You can contact <a href="#">SMS Helper</a> for assistance.



InternalError.OtherError	Other error. You can contact <a href="#">SMS Helper</a> and provide the failed mobile number for assistance.
InternalError.RequestTimeException	The request was initiated in an exceptional time. Usually, this is because that the difference between your server time and Tencent Cloud server time exceeds 10 minutes. Please check whether the server time and the time field in the API are correct.
InternalError.RestApiInterfaceNotExist	This RESTful API does not exist. Please check the RESTful API description.
InternalError.SendAndRecvFail	The API timed out or SMS packet sending/receiving timed out. You need to check whether your network jitters or contact <a href="#">SMS Helper</a> for assistance.
InternalError.SigVerificationFail	Backend check of <code>Sig</code> failed.
InternalError.Timeout	The request to deliver an SMS message timed out. Please see <a href="#">Detailed Explanation of Error 60008</a> .
InternalError.UnknownError	Unknown error.
InvalidParameter.DirtyWordFound	There are sensitive words.
InvalidParameter.InvalidParameters	Invalid parameter. If you have any questions, contact <a href="#">SMS Helper</a> .
InvalidParameterValue.InvalidInternational	<code>International</code> field check failed. See the description of this field in the API description. If necessary, you can contact <a href="#">SMS Helper</a> for assistance.
InvalidParameterValue.InvalidTemplateFormat	The template format is incorrect. For more information, please see <a href="#">Body Template Review Standards</a> .
InvalidParameterValue.MarketingTemplateWithoutUnsubscribe	Marketing messages must include an unsubscribe method.
UnauthorizedOperation.RequestIpNotInWhitelist	The requesting IP is not in the allowlist. You have configured the verification of request source IP, but the current requesting IP is not

	in the configured allowlist. If necessary, you can contact <a href="#">SMS Helper</a> .
UnauthorizedOperation.RequestPermissionDeny	The request does not have permission. You can contact <a href="#">SMS Helper</a> .
UnauthorizedOperation.SdkAppIdsDisabled	This <code>SdkAppId</code> is forbidden to provide services. If necessary, you can contact <a href="#">SMS Helper</a> .
UnauthorizedOperation.ServiceSuspendDueToArrears	If the service is suspended due to outstanding fees, you can log in to Tencent Cloud to recharge and clear the debt on your own.
UnsupportedOperation.	The request is not supported.

# DeleteSmsTemplate

Last updated : 2024-03-07 13:46:18

## 1. API Description

Domain name for API request: sms.tencentcloudapi.com.

⚠ Note: individual users cannot use this API to delete SMS body templates. Please log in to the [console](#) to do so. For more information, please see [Identity Verification Overview](#).

- Note: because of the improved security of **TencentCloud API 3.0**, **API authentication** is more complicated. We recommend you use the Tencent Cloud SMS service with the SDK.
- You can run this API directly in [API 3.0 Explorer](#), which eliminates the signature calculation steps. After it is executed successfully, API Explorer can **automatically generate** SDK code samples.

A maximum of 1 requests can be initiated per second for this API.

We recommend you to use API Explorer

[Try it](#)

API Explorer provides a range of capabilities, including online call, signature authentication, SDK code generation, and API quick search. It enables you to view the request, response, and auto-generated examples.

## 2. Input Parameters

The following request parameter list only provides API request parameters and some common parameters. For the complete common parameter list, see [Common Request Parameters](#).

Parameter Name	Required	Type	Description
Action	Yes	String	<a href="#">Common Params</a> . The value used for this API: DeleteSmsTemplate.
Version	Yes	String	<a href="#">Common Params</a> . The value used for this API: 2021-01-11.
Region	Yes	String	<a href="#">Common Params</a> . For more information, please see the <a href="#">list of regions</a> supported by the product.
TemplateId	Yes	Integer	ID of the template to be deleted.

### 3. Output Parameters

Parameter Name	Type	Description
DeleteTemplateStatus	<a href="#">DeleteTemplateStatus</a>	Template deletion response
RequestId	String	The unique request ID, generated by the server, will be returned for every request (if the request fails to reach the server for other reasons, the request will not obtain a RequestId). RequestId is required for locating a problem.

### 4. Example

#### Example1 Sample request

##### Input Example

```
POST / HTTP/1.1
Host: sms.tencentcloudapi.com
Content-Type: application/json
X-TC-Action: DeleteSmsTemplate
<Common request parameters>

{
  "TemplateId": 1110
}
```

##### Output Example

```
{
  "Response": {
    "DeleteTemplateStatus": {
      "DeleteTime": 1578988506,
      "DeleteStatus": "return successfully!"
    },
    "RequestId": "f36e4f00-605e-49b1-ad0d-bfaba81c7325"
  }
}
```

### 5. Developer Resources

## SDK

TencentCloud API 3.0 integrates SDKs that support various programming languages to make it easier for you to call APIs.

- [Tencent Cloud SDK 3.0 for Python](#)
- [Tencent Cloud SDK 3.0 for Java](#)
- [Tencent Cloud SDK 3.0 for PHP](#)
- [Tencent Cloud SDK 3.0 for Go](#)
- [Tencent Cloud SDK 3.0 for Node.js](#)
- [Tencent Cloud SDK 3.0 for .NET](#)
- [Tencent Cloud SDK 3.0 for C++](#)

## Command Line Interface

- [Tencent Cloud CLI 3.0](#)

## 6. Error Code

The following only lists the error codes related to the API business logic. For other error codes, see [Common Error Codes](#).

Error Code	Description
FailedOperation.FailResolvePacket	Failed to parse the request packet. Usually, this is because that the API specification was not followed. Please see <a href="#">Detailed Explanation of Request Body Parsing Error 1004</a> .
FailedOperation.JsonParseFail	Failed to parse the request body.
FailedOperation.MissingTemplateToModify	This template ID has not been submitted for approval or does not exist, so it cannot be modified. Please check whether the <code>TemplateId</code> is entered correctly.
FailedOperation.NotEnterpriseCertification	Individual users cannot use the APIs related to signatures and templates. You can change your account identity type to enterprise as instructed <a href="#">here</a> . The change will take effect in about one hour.
FailedOperation.OtherError	Other error. Usually, this is because that the carried parameter is non-compliant. For more information,

	see the API description. If necessary, you can contact <a href="#">SMS Helper</a> for assistance.
FailedOperation.TemplateIdNotExist	The template ID does not exist.
InternalError.OtherError	Other error. You can contact <a href="#">SMS Helper</a> and provide the failed mobile number for assistance.
InternalError.RequestTimeException	The request was initiated in an exceptional time. Usually, this is because that the difference between your server time and Tencent Cloud server time exceeds 10 minutes. Please check whether the server time and the time field in the API are correct.
InternalError.RestApiInterfaceNotExist	This RESTful API does not exist. Please check the RESTful API description.
InternalError.SigVerificationFail	Backend check of <code>Sig</code> failed.
InternalError.Timeout	The request to deliver an SMS message timed out. Please see <a href="#">Detailed Explanation of Error 60008</a> .
InternalError.UnknownError	Unknown error.
UnauthorizedOperation.RequestIpNotInWhitelist	The requesting IP is not in the allowlist. You have configured the verification of request source IP, but the current requesting IP is not in the configured allowlist. If necessary, you can contact <a href="#">SMS Helper</a> .
UnauthorizedOperation.RequestPermissionDeny	The request does not have permission. You can contact <a href="#">SMS Helper</a> .
UnauthorizedOperation.SdkAppIdsDisabled	This <code>SdkAppId</code> is forbidden to provide services. If necessary, you can contact <a href="#">SMS Helper</a> .
UnauthorizedOperation.ServiceSuspendDueToArrears	
UnsupportedOperation.	The request is not supported.

# DescribeSmsTemplateList

Last updated : 2024-03-07 13:46:30

## 1. API Description

Domain name for API request: sms.tencentcloudapi.com.

⚠ Note: individual users cannot use this API to query SMS body templates. For more information, please see [Identity Verification Overview](#).

- Note: because of the improved security of **TencentCloud API 3.0**, **API authentication** is more complicated. We recommend you use the Tencent Cloud SMS service with the SDK.
- You can run this API directly in [API 3.0 Explorer](#), which eliminates the signature calculation steps. After it is executed successfully, API Explorer can **automatically generate** SDK code samples.

A maximum of 20 requests can be initiated per second for this API.

We recommend you to use API Explorer


[Try it](#)

API Explorer provides a range of capabilities, including online call, signature authentication, SDK code generation, and API quick search. It enables you to view the request, response, and auto-generated examples.

## 2. Input Parameters

The following request parameter list only provides API request parameters and some common parameters. For the complete common parameter list, see [Common Request Parameters](#).

Parameter Name	Required	Type	Description
Action	Yes	String	<a href="#">Common Params</a> . The value used for this API: DescribeSmsTemplateList.
Version	Yes	String	<a href="#">Common Params</a> . The value used for this API: 2021-01-11.
Region	Yes	String	<a href="#">Common Params</a> . For more information, please see the <a href="#">list of regions</a> supported by the product.

International	Yes	Integer	Whether it is Global SMS: 0: Mainland China SMS. 1: Global SMS.
TemplateIdSet.N	No	Array of Integer	<p>Array of template IDs. If the array is empty, the template list information will be queried by default. You need to use the <code>Limit</code> and <code>Offset</code> fields to set the query range.</p> <div> <b>Note</b></div> <p>The max array length is 100 by default.</p>
Limit	No	Integer	Upper limit. Maximum value: 100. Note: it is 0 by default and is enabled when <code>TemplateIdSet</code> is empty.
Offset	No	Integer	Offset. Note: it is 0 by default and is enabled when <code>TemplateIdSet</code> is empty.

### 3. Output Parameters

Parameter Name	Type	Description
DescribeTemplateStatusSet	Array of <a href="#">DescribeTemplateListStatus</a>	Response for getting SMS template information
RequestId	String	The unique request ID, generated by the server, will be returned for every request (if the request fails to reach the server for other reasons, the request will not obtain a RequestId). RequestId is required for locating a problem.

### 4. Example

#### Example1 Sample request

##### Input Example



```
POST / HTTP/1.1
Host: sms.tencentcloudapi.com
Content-Type: application/json
X-TC-Action: DescribeSmsTemplateList
<Common request parameters>
```

```
{
  "International": 0,
  "TemplateIdSet": [
    1110,
    1111
  ]
}
```

## Output Example

```
{
  "Response": {
    "DescribeTemplateStatusSet": [
      {
        "TemplateName": "Verification code",
        "TemplateId": 1110,
        "International": 0,
        "ReviewReply": "xxxx",
        "CreateTime": 1617379200,
        "TemplateContent": "Your verification code is {1}",
        "StatusCode": 0
      },
      {
        "TemplateName": "Notification",
        "TemplateId": 1111,
        "International": 0,
        "ReviewReply": "xxxx",
        "CreateTime": 1617508800,
        "TemplateContent": "Please join the {1} meeting as soon as possible",
        "StatusCode": 0
      }
    ],
    "RequestId": "f36e4f00-605e-49b1-ad0d-bfaba81c7325"
  }
}
```

## 5. Developer Resources

## SDK

TencentCloud API 3.0 integrates SDKs that support various programming languages to make it easier for you to call APIs.

- [Tencent Cloud SDK 3.0 for Python](#)
- [Tencent Cloud SDK 3.0 for Java](#)
- [Tencent Cloud SDK 3.0 for PHP](#)
- [Tencent Cloud SDK 3.0 for Go](#)
- [Tencent Cloud SDK 3.0 for Node.js](#)
- [Tencent Cloud SDK 3.0 for .NET](#)
- [Tencent Cloud SDK 3.0 for C++](#)

## Command Line Interface

- [Tencent Cloud CLI 3.0](#)

## 6. Error Code

The following only lists the error codes related to the API business logic. For other error codes, see [Common Error Codes](#).

Error Code	Description
FailedOperation.FailResolvePacket	Failed to parse the request packet. Usually, this is because that the API specification was not followed. Please see <a href="#">Detailed Explanation of Request Body Parsing Error 1004</a> .
FailedOperation.ForbidAddMarketingTemplates	Individual users cannot apply for sending marketing SMS messages.
FailedOperation.JsonParseFail	Failed to parse the request body.
FailedOperation.MissingTemplateToModify	This template ID has not been submitted for approval or does not exist, so it cannot be modified. Please check whether the <code>TemplateId</code> is entered correctly.
FailedOperation.NotEnterpriseCertification	Individual users cannot use the APIs related to signatures and templates. You can change your account identity type to enterprise as instructed <a href="#">here</a> . The change will take effect in about one hour.

FailedOperation.OtherError	Other error. Usually, this is because that the carried parameter is non-compliant. For more information, see the API description. If necessary, you can contact <a href="#">SMS Helper</a> for assistance.
FailedOperation.ProhibitSubAccountUse	Non-Root accounts cannot use the template list pull feature. You can use the TencentCloud API key of your root account to call the API.
FailedOperation.TemplateNumberLimit	The number of templates has reached the maximum value.
InternalError.RequestTimeException	The request was initiated in an exceptional time. Usually, this is because that the difference between your server time and Tencent Cloud server time exceeds 10 minutes. Please check whether the server time and the time field in the API are correct.
InternalError.RestApiInterfaceNotExist	This RESTful API does not exist. Please check the RESTful API description.
InternalError.SendAndRecvFail	The API timed out or SMS packet sending/receiving timed out. You need to check whether your network jitters or contact <a href="#">SMS Helper</a> for assistance.
InternalError.SigVerificationFail	Backend check of <code>Sig</code> failed.
InternalError.Timeout	The request to deliver an SMS message timed out. Please see <a href="#">Detailed Explanation of Error 60008</a> .
InternalError.UnknownError	Unknown error.
InvalidParameterValue.InvalidInternational	<code>International</code> field check failed. See the description of this field in the API description. If necessary, you can contact <a href="#">SMS Helper</a> for assistance.
InvalidParameterValue.InvalidTemplateFormat	The template format is incorrect. For more information, please see <a href="#">Body Template Review Standards</a> .
InvalidParameterValue.LimitVerifyFail	<code>Limit</code> parameter check failed.
InvalidParameterValue.TemplateWithDirtyWords	The template content contains sensitive words. For more information, please see <a href="#">Body Template Review Standards</a> .
UnauthorizedOperation.RequestIpNotInWhitelist	The requesting IP is not in the allowlist. You have

	configured the verification of request source IP, but the current requesting IP is not in the configured allowlist. If necessary, you can contact <a href="#">SMS Helper</a> .
UnauthorizedOperation.RequestPermissionDeny	The request does not have permission. You can contact <a href="#">SMS Helper</a> .
UnauthorizedOperation.SdkAppIdsDisabled	This <code>SdkAppId</code> is forbidden to provide services. If necessary, you can contact <a href="#">SMS Helper</a> .
UnauthorizedOperation.ServiceSuspendDueToArrears	
UnsupportedOperation.	The request is not supported.

# ModifySmsTemplate

Last updated : 2024-05-20 17:52:49

## 1. API Description

Domain name for API request: sms.tencentcloudapi.com.

1. This API is used to modify an SMS body template. Please read the [Tencent Cloud SMS Body Template Review Standards](#) before making a modification.
2. Note: individual users cannot use this API to modify SMS body templates. For more information, please see [Identity Verification Overview](#). If your account identity is individual, you can log in to the [console](#) to modify SMS body templates.
3. Modifications can be made only if the body template status is **Pending Review** or **Rejected**. **Approved** body templates cannot be modified.

- Note: because of the improved security of **TencentCloud API 3.0**, **API authentication** is more complicated. We recommend you use the Tencent Cloud SMS service with the SDK.
- You can run this API directly in [API 3.0 Explorer](#), which eliminates the signature calculation steps. After it is executed successfully, API Explorer can **automatically generate** SDK code samples.

A maximum of 20 requests can be initiated per second for this API.

We recommend you to use API Explorer

[Try it](#)

API Explorer provides a range of capabilities, including online call, signature authentication, SDK code generation, and API quick search. It enables you to view the request, response, and auto-generated examples.

## 2. Input Parameters

The following request parameter list only provides API request parameters and some common parameters. For the complete common parameter list, see [Common Request Parameters](#).

Parameter Name	Required	Type	Description
Action	Yes	String	<a href="#">Common Params</a> . The value used for this API: ModifySmsTemplate.

Version	Yes	String	<a href="#">Common Params</a> . The value used for this API: 2021-01-11.
Region	Yes	String	<a href="#">Common Params</a> . For more information, please see the <a href="#">list of regions</a> supported by the product.
TemplateId	Yes	Integer	ID of the template to be modified.
TemplateName	Yes	String	New template name.
TemplateContent	Yes	String	New template content.
SmsType	Yes	Integer	SMS type. 1: Marketing SMS, 2: Notification SMS, 3: OTP SMS. Note: The "Regular SMS" type template currently still supports submission. However, in order to further improve the quality of SMS service and increase the approval rate of SMS templates, it is recommended to apply for a new template according to the "Notification SMS" type or the "OTP SMS" type. You can Refer to <a href="#">Optimization of Tencent Cloud SMS Template Types</a> .
International	Yes	Integer	Whether it is Global SMS: 0: Mainland China SMS. 1: Global SMS.
Remark	Yes	String	Template remarks, such as reason for application and use case.

### 3. Output Parameters

Parameter Name	Type	Description
ModifyTemplateStatus	<a href="#">ModifyTemplateStatus</a>	Template parameter modification response
RequestId	String	The unique request ID, generated by the server, will be returned for every request (if the request fails to reach the server for other reasons, the request will not obtain a RequestId). RequestId is required for locating a problem.

### 4. Example

#### Example1 Sample request

##### Input Example

```
POST / HTTP/1.1
Host: sms.tencentcloudapi.com
Content-Type: application/json
X-TC-Action: ModifySmsTemplate
<Common request parameters>

{
  "TemplateId": 1110,
  "SmsType": 3,
  "International": 0,
  "Remark": "xx",
  "TemplateContent": "Your verification code is {1}",
  "TemplateName": "Verification code"
}
```

### Output Example

```
{
  "Response": {
    "ModifyTemplateStatus": {
      "TemplateId": 1110
    },
    "RequestId": "f36e4f00-605e-49b1-ad0d-bfaba81c7325"
  }
}
```

## 5. Developer Resources

### SDK

TencentCloud API 3.0 integrates SDKs that support various programming languages to make it easier for you to call APIs.

- [Tencent Cloud SDK 3.0 for Python](#)
- [Tencent Cloud SDK 3.0 for Java](#)
- [Tencent Cloud SDK 3.0 for PHP](#)
- [Tencent Cloud SDK 3.0 for Go](#)
- [Tencent Cloud SDK 3.0 for Node.js](#)
- [Tencent Cloud SDK 3.0 for .NET](#)
- [Tencent Cloud SDK 3.0 for C++](#)

## Command Line Interface

- [Tencent Cloud CLI 3.0](#)

## 6. Error Code

The following only lists the error codes related to the API business logic. For other error codes, see [Common Error Codes](#).

Error Code	Description
FailedOperation.FailResolvePacket	Failed to parse the request packet. Usually, this is because that the API specification was not followed. Please see <a href="#">Detailed Explanation of Request Body Parsing Error 1004</a> .
FailedOperation.ForbidAddMarketingTemplates	Individual users cannot apply for sending marketing SMS messages.
FailedOperation.MissingTemplateList	Unable to identify the template. Please check whether the template has been approved. For more information, see the template approval section in <a href="#">Getting Started</a> .
FailedOperation.MissingTemplateToModify	This template ID has not been submitted for approval or does not exist, so it cannot be modified. Please check whether the <code>TemplateId</code> is entered correctly.
FailedOperation.NotEnterpriseCertification	Individual users cannot use the APIs related to signatures and templates. You can change your account identity type to enterprise as instructed <a href="#">here</a> . The change will take effect in about one hour.
FailedOperation.OtherError	Other error. Usually, this is because that the carried parameter is non-compliant. For more information, see the API description. If necessary, you can contact <a href="#">SMS Helper</a> for assistance.
FailedOperation.TemplateAlreadyPassedCheck	This template has been approved and cannot be modified again.



FailedOperation.TemplateNumberLimit	The number of templates has reached the maximum value.
InternalError.OtherError	Other error. You can contact <a href="#">SMS Helper</a> and provide the failed mobile number for assistance.
InternalError.RequestTimeException	The request was initiated in an exceptional time. Usually, this is because that the difference between your server time and Tencent Cloud server time exceeds 10 minutes. Please check whether the server time and the time field in the API are correct.
InternalError.RestApiInterfaceNotExist	This RESTful API does not exist. Please check the RESTful API description.
InternalError.SigVerificationFail	Backend check of <code>Sig</code> failed.
InternalError.UnknownError	Unknown error.
InvalidParameter.DirtyWordFound	There are sensitive words.
InvalidParameter.InvalidParameters	Invalid parameter. If you have any questions, contact <a href="#">SMS Helper</a> .
InvalidParameterValue.InvalidInternational	<code>International</code> field check failed. See the description of this field in the API description. If necessary, you can contact <a href="#">SMS Helper</a> for assistance.
InvalidParameterValue.InvalidTemplateFormat	The template format is incorrect. For more information, please see <a href="#">Body Template Review Standards</a> .
InvalidParameterValue.MarketingTemplateWithoutUnsubscribe	Marketing messages must include an unsubscribe method.
UnauthorizedOperation.RequestIpNotInWhitelist	The requesting IP is not in the allowlist. You have configured the verification of request source IP, but the current requesting IP is not in the configured allowlist. If necessary, you can contact <a href="#">SMS Helper</a> .
UnauthorizedOperation.RequestPermissionDeny	The request does not have permission. You can contact <a href="#">SMS Helper</a> .
UnauthorizedOperation.SdkAppIdsDisabled	This <code>SdkAppId</code> is forbidden to provide

	services. If necessary, you can contact <a href="#">SMS Helper</a> .
UnauthorizedOperation.ServiceSuspendDueToArrears	If the service is suspended due to outstanding fees, you can log in to Tencent Cloud to recharge and clear the debt on your own.
UnsupportedOperation.	The request is not supported.

# Data Types

Last updated : 2024-05-20 17:52:51

## AddSignStatus

Signature addition response

Used by actions: AddSmsSign.

Name	Type	Description
SignId	Integer	Signature ID.

## AddTemplateStatus

Template parameter addition response

Used by actions: AddSmsTemplate.

Name	Type	Description
TemplateId	String	Template ID.

## CallbackStatusStatistics

Receipt statistics response body

Used by actions: CallbackStatusStatistics.

Name	Type	Description
CallbackCount	Integer	Messages with receipt.
RequestSuccessCount	Integer	Successfully submitted SMS messages.
CallbackFailCount	Integer	Failed receipts.
CallbackSuccessCount	Integer	Successful receipts.
InternalErrorCount	Integer	Carrier's internal error.

InvalidNumberCount	Integer	Invalid numbers.
ShutdownErrorCount	Integer	Errors such as out-of-service or power-off.
BlackListCount	Integer	Blocked mobile numbers.
FrequencyLimitCount	Integer	Carrier rate limit hits.

## DeleteSignStatus

Signature deletion response

Used by actions: DeleteSmsSign.

Name	Type	Required	Description
DeleteStatus	String	Yes	Deletion status information.
DeleteTime	Integer	Yes	Deleted time in seconds in the format of UNIX timestamp.

## DeleteTemplateStatus

Template deletion response

Used by actions: DeleteSmsTemplate.

Name	Type	Description
DeleteStatus	String	Deletion status information.
DeleteTime	Integer	Deleted time in seconds in the format of UNIX timestamp.

## DescribeSignListStatus

Response for getting SMS signature information

Used by actions: DescribeSmsSignList.

Name	Type	Description
SignId	Integer	Signature ID.

International	Integer	Whether it is Global SMS. 0: Mainland China SMS; 1: Global SMS.
StatusCode	Integer	Signature application status. Valid values: 0: approved; 1: under review. -1: application rejected or failed.
ReviewReply	String	Review reply, i.e., response given by the reviewer, which is usually the reason for rejection.
SignName	String	Signature name.
CreateTime	Integer	Application submission time in the format of UNIX timestamp in seconds.

## DescribeTemplateListStatus

Response for getting SMS template information

Used by actions: DescribeSmsTemplateList.

Name	Type	Description
TemplateId	Integer	Template ID.
International	Integer	Whether it is Global SMS. 0: Mainland China SMS; 1: Global SMS.
StatusCode	Integer	Template application status. Valid values: 0: approved and effective; 1: under review; 2: approved but to be effective; -1: application rejected or failed.
ReviewReply	String	Review reply, i.e., response given by the reviewer, which is usually the reason for rejection.
TemplateName	String	Template name.
CreateTime	Integer	Application submission time in the format of UNIX timestamp in seconds.
TemplateContent	String	Template content.

## ModifySignStatus

Signature modification response

Used by actions: ModifySmsSign.

Name	Type	Description

SignId	Integer	Signature ID.
--------	---------	---------------

## ModifyTemplateStatus

Template parameter modification response

Used by actions: ModifySmsTemplate.

Name	Type	Description
TemplateId	Integer	Template ID.

## PhoneNumberInfo

Mobile number information.

Used by actions: DescribePhoneNumberInfo.

Name	Type	Description
Code	String	Error code for mobile number information query. <code>OK</code> will be returned if the query is successful.
Message	String	Description of the error code for mobile number information query.
NationCode	String	Country (or region) code.
SubscriberNumber	String	Subscriber number in normal format such as 13711112222, without any prefix (country or region code).
PhoneNumber	String	The standardized mobile number in E.164 format after parsing, which is consistent with the parsed number for SMS message delivery. If the parsing fails, the original number will be returned.
IsoCode	String	Country or region code such as CN and US. If the country or region code cannot be identified, <code>DEF</code> will be returned by default.
IsoName	String	Country code or region name such as China. For more information, see <a href="#">Global SMS Price Overview</a>

## PullSmsReplyStatus

## SMS reply status

Used by actions: PullSmsReplyStatus, PullSmsReplyStatusByPhoneNumber.

Name	Type	Description
ExtendCode	String	SMS code number extension, which is not activated by default. If you need to activate it, please contact <a href="#">SMS Helper</a> .
CountryCode	String	Country (or region) code.
PhoneNumber	String	Mobile number in the E.164 standard ([country/region code][mobile number]), such as +8613711112222, which has a + sign followed by 86 (country/region code) and then by 13711112222 (mobile number).
SignName	String	SMS signature name.
ReplyContent	String	User reply.
ReplyTime	Integer	Reply time in seconds in the format of UNIX timestamp.
SubscriberNumber	String	User's mobile number in a common format such as 13711112222.

## PullSmsSendStatus

## SMS delivery status details

Used by actions: PullSmsSendStatus, PullSmsSendStatusByPhoneNumber.

Name	Type	Description
UserReceiveTime	Integer	Actual time of SMS receipt by user in seconds in the format of UNIX timestamp.
CountryCode	String	Country (or region) code.
SubscriberNumber	String	User's mobile number in a common format such as 13711112222.
PhoneNumber	String	Mobile number in the E.164 standard ([country/region code][mobile number]), such as +8613711112222, which has a + sign followed by 86 (country/region code) and then by 13711112222 (mobile number).
SerialNo	String	ID of the current delivery.
ReportStatus	String	Whether the SMS message is actually received. Valid values: SUCCESS (success), FAIL (failure).

Description	String	Description of SMS receipt by user.
SessionContext	String	User session content, which is the same as the <code>SessionContext</code> in the request and is empty by default. If you need to activate it, contact <a href="#">SMS Helper</a> . Note: This field may return null, indicating that no valid values can be obtained.

## ReportConversionStatus

Response for conversion rate reporting

Used by actions: ReportConversion.

Name	Type	Description
Code	String	Error code. <code>ok</code> is returned if the conversion rate is successfully reported.
Message	String	Error code description.

## SendStatus

SMS delivery status

Used by actions: SendSms.

Name	Type	Description
SerialNo	String	Delivery serial number.
PhoneNumber	String	Mobile number in the E.164 standard (+[country/region code][mobile number]), such as +8613711112222, which has a + sign followed by 86 (country/region code) and then by 13711112222 (mobile number).
Fee	Integer	Number of billable SMS messages. For billing rules, see Billing Policy.
SessionContext	String	User session content.
Code	String	SMS request error code. For specific meanings, see <a href="#">Error Codes</a> . <code>Ok</code> will be returned for successful delivery.
Message	String	SMS request error message.
IsoCode	String	Country/Region code, such as CN and US. For unrecognized country/region



codes, `DEF` is returned by default. For the specific list of supported values, please see [Global SMS Price Overview](#).

## SendStatusStatistics

Delivery statistics response body

Used by actions: SendStatusStatistics.

Name	Type	Description
FeeCount	Integer	Billable SMS message quantity; for example, in 100 successfully submitted SMS messages, if 20 ones are long messages (over 80 characters) and split into two messages each, then the billable quantity will be $80 * 1 + 20 * 2 = 120$ .
RequestCount	Integer	Submitted SMS messages.
RequestSuccessCount	Integer	Successfully submitted SMS messages.

# Error Codes

Last updated : 2024-05-20 17:52:51

## Feature Description

If there is an Error field in the response, it means that the API call failed. For example:

```
{
  "Response": {
    "Error": {
      "Code": "AuthFailure.SignatureFailure",
      "Message": "The provided credentials could not be validated. Please check your signature is correct."
    },
    "RequestId": "ed93f3cb-f35e-473f-b9f3-0d451b8b79c6"
  }
}
```

Code in Error indicates the error code, and Message indicates the specific information of the error.

## Error Code List

### Common Error Codes

Error Code	Description
ActionOffline	This API has been deprecated.
AuthFailure.InvalidAuthorization	<code>Authorization</code> in the request header is invalid.
AuthFailure.InvalidSecretId	Invalid key (not a TencentCloud API key type).
AuthFailure.MFAFailure	MFA failed.
AuthFailure.SecretIdNotFound	Key does not exist. Check if the key has been deleted or disabled in the console, and if not, check if the key is correctly entered. Note that whitespaces should not exist before or after the key.
AuthFailure.SignatureExpire	Signature expired. Timestamp and server time cannot differ by more than five minutes. Please

	ensure your current local time matches the standard time.
AuthFailure.SignatureFailure	Invalid signature. Signature calculation error. Please ensure you've followed the signature calculation process described in the Signature API documentation.
AuthFailure.TokenFailure	Token error.
AuthFailure.UnauthorizedOperation	The request is not authorized. For more information, see the <a href="#">CAM</a> documentation.
DryRunOperation	DryRun Operation. It means that the request would have succeeded, but the DryRun parameter was used.
FailedOperation	Operation failed.
InternalServerError	Internal error.
InvalidAction	The API does not exist.
InvalidParameter	Incorrect parameter.
InvalidParameterValue	Invalid parameter value.
InvalidRequest	The multipart format of the request body is incorrect.
IpInBlacklist	Your IP is in uin IP blacklist.
IpNotInWhitelist	Your IP is not in uin IP whitelist.
LimitExceeded	Quota limit exceeded.
MissingParameter	A parameter is missing.
NoSuchProduct	The product does not exist.
NoSuchVersion	The API version does not exist.
RequestLimitExceeded	The number of requests exceeds the frequency limit.
RequestLimitExceeded.GlobalRegionUinLimitExceeded	Uin exceeds the frequency limit.
RequestLimitExceeded.IPLimitExceeded	The number of ip requests exceeds the frequency limit.
RequestLimitExceeded.UinLimitExceeded	The number of uin requests exceeds the frequency

	limit.
RequestSizeLimitExceeded	The request size exceeds the upper limit.
ResourceInUse	Resource is in use.
ResourceInsufficient	Insufficient resource.
ResourceNotFound	The resource does not exist.
ResourceUnavailable	Resource is unavailable.
ResponseSizeLimitExceeded	The response size exceeds the upper limit.
ServiceUnavailable	Service is unavailable now.
UnauthorizedOperation	Unauthorized operation.
UnknownParameter	Unknown parameter.
UnsupportedOperation	Unsupported operation.
UnsupportedProtocol	HTTP(S) request protocol error; only GET and POST requests are supported.
UnsupportedRegion	API does not support the requested region.

## Service Error Codes

Error Code	Description
FailedOperation.ContainSensitiveWord	The SMS message contains sensitive words. You can contact <a href="#">SMS Helper</a> for assistance.
FailedOperation.FailResolvePacket	Failed to parse the request packet. Usually, this is because that the API specification was not followed. Please see <a href="#">Detailed Explanation of Request Body Parsing Error 1004</a> .
FailedOperation.ForbidAddMarketingTemplates	Individual users cannot apply for sending marketing SMS messages.
FailedOperation.InsufficientBalanceInSmsPackage	The package balance is insufficient. Please <a href="#">purchase an SMS package</a> .
FailedOperation.JsonParseFail	Failed to parse the request body.

FailedOperation.MarketingSendTimeConstraint	Marketing SMS messages can only be sent between 8:00 and 22:00 in order not to disturb recipients.
FailedOperation.MissingSignature	You cannot apply for a template before you apply for a signature. Please create a signature first as instructed in <a href="#">Creating Signature</a> .
FailedOperation.MissingSignatureList	Unable to identify the signature. Please check whether the signature has been approved. For more information, see the signature approval section in <a href="#">Getting Started</a> .
FailedOperation.MissingSignatureToModify	This signature ID has not been submitted for approval or does not exist, so it cannot be modified. Please check whether the <code>SignId</code> is entered correctly.
FailedOperation.MissingTemplateList	Unable to identify the template. Please check whether the template has been approved. For more information, see the template approval section in <a href="#">Getting Started</a> .
FailedOperation.MissingTemplateToModify	This template ID has not been submitted for approval or does not exist, so it cannot be modified. Please check whether the <code>TemplateId</code> is entered correctly.
FailedOperation.NotEnterpriseCertification	Individual users cannot use the APIs related to signatures and templates. You can change your account identity type to enterprise as instructed <a href="#">here</a> . The change will take effect in about one hour.
FailedOperation.OtherError	Other error. Usually, this is because that the carried parameter is non-compliant. For more information, see the API description. If necessary,

	you can contact <a href="#">SMS Helper</a> for assistance.
FailedOperation.ParametersOtherError	Unknown error. If necessary, you can contact <a href="#">SMS Helper</a> for assistance.
FailedOperation.PhoneNumberInBlacklist	The mobile number is in the opt-out list. This may be because the recipient has unsubscribed from your service or the mobile number is in the carrier's opt-out list. To solve this problem, contact <a href="#">SMS Helper</a> .
FailedOperation.PhoneNumberParseFail	Failed to parse the mobile number. Please check whether it meets the E.164 standard.
FailedOperation.ProhibitSubAccountUse	Non-Root accounts cannot use the template list pull feature. You can use the TencentCloud API key of your root account to call the API.
FailedOperation.SignIdNotExist	The signature ID does not exist.
FailedOperation.SignNumberLimit	The number of signatures has reached the maximum value.
FailedOperation.SignatureIncorrectOrUnapproved	The signature is not approved or in an incorrect format. (1) Log in to the <a href="#">SMS console</a> and check whether the signature has been approved; (2) Check whether the signature is in compliance with the format specification, that is, it can contain 2–12 letters and digits. If you have any questions, contact <a href="#">SMS Helper</a> for assistance.
FailedOperation.TemplateAlreadyPassedCheck	This template has been approved and cannot be modified again.
FailedOperation.TemplateIdNotExist	The template ID does not exist.
FailedOperation.TemplateIncorrectOrUnapproved	The template has not been approved or its content does not match that of the approved template.

	(1) Please log in to the <a href="#">SMS console</a> to check whether the template has been reviewed and approved. (2) Please click <a href="#">here</a> to check whether the template format is correct. If you have any questions, contact <a href="#">SMS Helper</a> .
FailedOperation.TemplateNumberLimit	The number of templates has reached the maximum value.
FailedOperation.TemplateParamSetNotMatchApprovedTemplate	The request content does not match that of the approved template. Please check whether the number of parameters in the request is consistent with that in the approved template. If you have any questions, contact <a href="#">SMS Helper</a> .
FailedOperation.TemplateUnapprovedOrNotExist	The template has not been approved or does not exist. Please log in to the <a href="#">SMS console</a> to check whether the template has been reviewed and approved. If you have any questions, contact <a href="#">SMS Helper</a> .
InternalError.JsonParseFail	Failed to parse the user parameter. You can contact <a href="#">SMS Helper</a> for assistance.
InternalError.OtherError	Other error. You can contact <a href="#">SMS Helper</a> and provide the failed mobile number for assistance.
InternalError.ParseBackendResponseFail	Failed to parse the carrier's response packet. Please contact <a href="#">SMS Helper</a> for assistance.
InternalError.RequestTimeException	The request was initiated in an exceptional time. Usually, this is because that the difference between your server time and Tencent Cloud server time exceeds 10 minutes. Please check whether the server time and the time field in the API are correct.

InternalError.RestApiInterfaceNotExist	This RESTful API does not exist. Please check the RESTful API description.
InternalError.SendAndRecvFail	The API timed out or SMS packet sending/receiving timed out. You need to check whether your network jitters or contact <a href="#">SMS Helper</a> for assistance.
InternalError.SigFieldMissing	The request body in the backend body does not have a <code>Sig</code> field or the <code>Sig</code> field is empty.
InternalError.SigVerificationFail	Backend check of <code>Sig</code> failed.
InternalError.Timeout	The request to deliver an SMS message timed out. Please see <a href="#">Detailed Explanation of Error 60008</a> .
InternalError.UnknownError	Unknown error.
InvalidParameter.AppidAndBizId	The account does not match the application ID.
InvalidParameter.DirtyWordFound	There are sensitive words.
InvalidParameter.InvalidParameters	Invalid parameter. If you have any questions, contact <a href="#">SMS Helper</a> .
InvalidParameterValue.BeginTimeVerifyFail	<code>BeginTime</code> parameter check failed.
InvalidParameterValue.ContentLengthLimit	The content of the requested SMS message is too long. For message length calculation rule, please see <a href="#">SMS Length Calculation Rule</a> .
InvalidParameterValue.EndTimeVerifyFail	<code>EndTime</code> parameter check failed.
InvalidParameterValue.ImageInvalid	The format of the uploaded transcoded image is incorrect. See the description of this field in the API description. If necessary, you can contact <a href="#">SMS Helper</a> for assistance.
InvalidParameterValue.IncorrectPhoneNumber	Incorrect mobile number format



InvalidParameterValue.InvalidDocumentType	<code>DocumentType</code> field check failed. See the description of this field in the API description. If necessary, you can contact <a href="#">SMS Helper</a> for assistance.
InvalidParameterValue.InvalidInternational	<code>International</code> field check failed. See the description of this field in the API description. If necessary, you can contact <a href="#">SMS Helper</a> for assistance.
InvalidParameterValue.InvalidSignPurpose	<code>SignPurpose</code> field check failed. See the description of this field in the API description. If necessary, you can contact <a href="#">SMS Helper</a> for assistance.
InvalidParameterValue.InvalidStartTime	Invalid start time or end time. The reason may be that the requested <code>SendDateTime</code> is later than <code>EndDateTime</code> .
InvalidParameterValue.InvalidTemplateFormat	The template format is incorrect. For more information, please see <a href="#">Body Template Review Standards</a> .
InvalidParameterValue.InvalidUsedMethod	<code>UsedMethod</code> field check failed. See the description of this field in the API description. If necessary, you can contact <a href="#">SMS Helper</a> for assistance.
InvalidParameterValue.LimitVerifyFail	<code>Limit</code> parameter check failed.
InvalidParameterValue.MarketingTemplateWithoutUnsubscribe	Marketing messages must include an unsubscribe method.
InvalidParameterValue.OffsetVerifyFail	<code>Offset</code> parameter check failed.
InvalidParameterValue.ProhibitedUseUrlInTemplateParameter	URLs are not allowed in template variables.
InvalidParameterValue.SdkAppIdNotExist	The <code>SdkAppId</code> does not exist.
InvalidParameterValue.SignAlreadyPassedCheck	This signature has been approved and cannot be modified again.

InvalidParameterValue.SignExistAndUnapproved	The same signature pending review already exists.
InvalidParameterValue.SignNameLengthTooLong	Too much signature content
InvalidParameterValue.TemplateParameterFormatError	The parameter format of the verification code template is incorrect. For a verification code template, only 0–6 digits can be passed in as the template variable.
InvalidParameterValue.TemplateParameterLengthLimit	There are more than 12 characters in a single template variable. There is no upper limit of variable characters for enterprise users. You can change your account identity type to enterprise as instructed <a href="#">here</a> . The limit change will take effect in about one hour.
InvalidParameterValue.TemplateWithDirtyWords	The template content contains sensitive words. For more information, please see <a href="#">Body Template Review Standards</a> .
LimitExceeded.AppCountryOrRegionDailyLimit	The number of Global SMS messages sent to the specified country/region per day has exceeded the preset limit. You can adjust the message sending limit in <b>Application Management &gt; Basic Configuration</b> in the SMS console.
LimitExceeded.AppCountryOrRegionInBlacklist	The Global SMS message failed to be sent because the recipient country/region is not included in the specified country/region list. You can adjust the country/region list in <b>Application Management &gt; Basic Configuration</b> in the SMS console.
LimitExceeded.AppDailyLimit	The number of SMS messages delivered on the current day exceeds the set upper limit. You can adjust the SMS delivery rate limit policy in the console.

LimitExceeded.AppGlobalDailyLimit	The number of Global SMS messages sent per day has exceeded the preset limit. You can adjust the message sending threshold in <b>Application Management &gt; Basic Configuration</b> in the SMS console.
LimitExceeded.AppMainlandChinaDailyLimit	The number of Chinese Mainland SMS messages sent per day has exceeded the preset limit. You can adjust the message sending threshold in <b>Application Management &gt; Basic Configuration</b> in the SMS console.
LimitExceeded.DailyLimit	The number of SMS messages delivered on the current day exceeds the set upper limit (for Global SMS). If you want to adjust the limit, you can contact <a href="#">SMS Helper</a> for assistance.
LimitExceeded.DeliveryFrequencyLimit	The SMS delivery hits the delivery rate limit policy. You can adjust the policy in the console. If you have other requirements, you can contact <a href="#">SMS Helper</a> for assistance.
LimitExceeded.PhoneNumberCountLimit	The number of mobile numbers you query at a time exceeds 200. Please refer to the input parameter <code>PhoneNumberSet</code> .
LimitExceeded.PhoneNumberDailyLimit	The number of SMS messages delivered to a single mobile number on the current day exceeds the set upper limit. You can adjust the SMS delivery rate limit policy in the console.
LimitExceeded.PhoneNumberOneHourLimit	The number of SMS messages delivered to a single mobile number within 1 hour exceeds the set upper limit. You can adjust the SMS

	delivery rate limit policy in the console.
LimitExceeded.PhoneNumberSameContentDailyLimit	The number of identical SMS messages delivered to a single mobile number exceeds the set upper limit. You can adjust the SMS delivery rate limit policy in the console.
LimitExceeded.PhoneNumberThirtySecondLimit	The number of SMS messages delivered to a single mobile number within 30 seconds exceeds the set upper limit. You can adjust the SMS delivery rate limit policy in the console
MissingParameter.EmptyPhoneNumberSet	The list of mobile numbers passed in is empty. Please check whether numbers are present in your parameters.
UnauthorizedOperation.IndividualUserMarketingSmsPermissionDeny	Individual users do not have permission to send marketing SMS messages. Please see <a href="#">Differences in Rights</a> .
UnauthorizedOperation.RequestIpNotInWhitelist	The requesting IP is not in the allowlist. You have configured the verification of request source IP, but the current requesting IP is not in the configured allowlist. If necessary, you can contact <a href="#">SMS Helper</a> .
UnauthorizedOperation.RequestPermissionDeny	The request does not have permission. You can contact <a href="#">SMS Helper</a> .
UnauthorizedOperation.SdkAppIdsDisabled	This <code>SdkAppId</code> is forbidden to provide services. If necessary, you can contact <a href="#">SMS Helper</a> .
UnauthorizedOperation.ServiceSuspendDueToArrears	If the service is suspended due to outstanding fees, you can log in to Tencent Cloud to recharge and clear the debt on your own.

UnauthorizedOperation.SmsSdkAppIdVerifyFail	Failed to verify <code>SmsSdkAppId</code> . Please check whether <code>SmsSdkAppId</code> is under the account associated with the TencentCloud API key.
UnsupportedOperation.	The request is not supported.
UnsupportedOperation.ChineseMainlandTemplateToGlobalPhone	A Chinese Mainland SMS template cannot be used to sent messages to global numbers. Please use a Global SMS template instead.
UnsupportedOperation.ContainDomesticAndInternationalPhoneNumber	The group message request contains both Chinese mainland numbers and international numbers. Please check: (1) whether the message is sent to international numbers with a Chinese mainland signature or template; (2) whether the message is sent to Chinese mainland numbers with an international signature or template.
UnsupportedOperation.GlobalTemplateToChineseMainlandPhone	A Global SMS template cannot be used to sent messages to Chinese mainland numbers. Please use a Chinese Mainland SMS template instead.
UnsupportedOperation.UnsupportedRegion	

# SMS Callback APIs

## Error Codes for SMS Sending and Receipt Status

Last updated : 2021-12-15 11:42:32

### Feature Description

If an API call fails, you can check the error information based on the error code list.

### Error Code List

#### Error codes of SMS message sending

Error Code	Description	Solution
1001	`sig` verification failed.	Check the `sig` against the format requirements in the API.
1002	The SMS message contains sensitive words.	Contact <a href="#">SMS Helper</a> for assistance.
1003	The request body has no `sig` field or the `sig` field is empty.	Follow the API specification.
1004	Failed to parse the request packet. Usually, this is because that the API specification was not followed.	For more information, see <a href="#">What should I do if error 1004 is returned?</a> .
1006	The request has no permissions.	Check the error message for solution. If the problem persists, contact <a href="#">SMS Helper</a> and provide the failed mobile number for assistance.
1007	Other errors.	Check the error message for solution. If the problem persists, contact <a href="#">SMS Helper</a> and provide the failed mobile number for assistance.
1008	The request to send an SMS message timed out.	The probability of this error is very low. You can retry to solve it.
1009	The request IP is not on the allowlist.	You have configured the verification of request source

		IP, but the current requesting IP is not on the configured allowlist. If necessary, contact <a href="#">SMS Helper</a> for assistance.
1011	This RESTful API does not exist.	See the RESTful API description.
1012	The signature is in incorrect format or has not been approved.	The signature can contain only 2–12 letters and digits. If its format is correct, check whether it has been approved.
1013	The SMS sending hits the sending frequency limit policy.	You can adjust the policy in the console. If you have other requirements, contact <a href="#">SMS Helper</a> for assistance.
1014	The template content has not been approved or does not match the content of the approved template.	For more information, see <a href="#">What should I do if error 1014 is returned?</a> .
1015	The mobile number is on the blocklist. Usually, this is because that the user unsubscribed or the carrier's blocklist was hit.	Contact <a href="#">SMS Helper</a> for assistance.
1016	The format of the mobile number is incorrect.	For more information, see <a href="#">What should I do if error 1016 is returned?</a> .
1017	The content of the requested SMS message is too long.	For message length calculation rule, see <a href="#">SMS Length Calculation Rule</a> .
1019	The `sdkappid` does not exist.	-
1020	The `sdkappid` has been disabled.	This `sdkappid` is forbidden to provide services. If necessary, contact <a href="#">SMS Helper</a> for assistance.
1021	The request was initiated at an exceptional time. Usually, this is because that the time difference between your server and Tencent Cloud server exceeds 10 minutes.	Check whether the server time and the time field in the API are correct.
1022	The number of SMS messages sent on the current day exceeds the set upper limit.	You can adjust the SMS sending frequency limit policy in the console.
1023	The number of SMS messages sent to a single mobile number within 30 seconds exceeds the set upper limit.	You can adjust the SMS sending frequency limit policy in the console.

1024	The number of SMS messages sent to a single mobile number within 1 hour exceeds the set upper limit.	You can adjust the SMS sending frequency limit policy in the console.
1025	The number of SMS messages sent to a single mobile number on the current day exceeds the set upper limit.	You can adjust the SMS sending frequency limit policy in the console.
1026	The number of identical SMS messages sent to a single mobile number exceeds the set upper limit.	You can adjust the SMS sending frequency limit policy in the console.
1029	The marketing SMS sending time is incorrect.	Marketing SMS messages can only be sent between 8:00 and 22:00 in order not to disturb recipients.
1030	The request is not supported.	-
1031	The package balance is insufficient.	Purchase an SMS package.
1032	Individual users do not have permission to send marketing SMS messages.	See <a href="#">Differences in rights</a> .
1033	The service has been suspended due to overdue payments.	You can log in to Tencent Cloud to make the payments.
1034	The group SMS request contains both Chinese mainland and global mobile numbers.	Send SMS messages to Chinese mainland and global mobile numbers separately.
1036	There are more than 12 characters in a single template variable.	There is no upper limit of variable characters for enterprise users. You can change your account identity type to enterprise as instructed in <a href="#">Identity Verification Change Guide</a> . The limit change will take effect in about one hour.
1038	For a verification code template, only 0–6 digits can be passed in as the template variable.	-
1045	SMS sending to this region is not supported.	-
1046	There are more than 200 mobile numbers submitted in a single call of the bulk SMS sending API.	Follow the API specification.
1047	The number of global SMS messages	To adjust the limit, contact <a href="#">SMS Helper</a> for



	that can be sent per day is limited.	assistance.
1048	URLs are not allowed in template variables.	-
1049	The number of Chinese mainland SMS messages sent on the current day exceeds the set upper limit.	You can adjust the SMS sending frequency limit policy in the console.
1050	The number of global SMS messages sent on the current day exceeds the set upper limit	You can adjust the SMS sending frequency limit policy in the console.
1051	The SMS sending target country/region is on the blocklist.	You can adjust the SMS sending limit policy in the console.
1052	The number of SMS messages sent to the recipient's country/region on the current day exceeds the set upper limit	You can adjust the SMS sending frequency limit policy in the console.
60008	Request processing timed out.	For more information, see <a href="#">What should I do if error 60008 is returned?</a> .

## Error codes of receipt status

If the following errors occur, we recommend you contact the carrier for processing first. If you cannot find the details of an error code in the table below, contact [SMS Helper](#) for assistance. The table contains the following abbreviations/acronyms: CMCC (China Mobile), UNICOM (China Unicom), TELECOM (China Telecom), and MTU (China Mobile, China Telecom, and China Unicom).

Error Code	Category	Description
-106	MTU	The message is blocked by the carrier as it hits a keyword.
002	MTU	The recipient's phone is powered off, out of service, unreachable, or out of area.
004	MTU	The recipient's mobile number is out of service, invalid, or suspended.
BD:LSTO	MTU	The carrier's gateway is exceptional.
BST-209	MTU	The recipient is on the carrier's blocklist.
BST-210	MTU	The message is blocked by the carrier as it hits a keyword.
BWLIST_006	MTU	The recipient is on the gateway's blocklist.

Error Code	Category	Description
DB:0108	MTU	The carrier's gateway is exceptional.
DB:13	MTU	The recipient's phone has a reception exception.
DB00141	MTU	The message is blocked by the carrier as it hits a keyword.
DELIVRD	MTU	The message is successfully delivered to the recipient.
DISTURB	MTU	Too many messages have been sent to the recipient.
ER:101	MTU	The recipient is on the carrier's blocklist.
ERR:111	MTU	The carrier's gateway is exceptional.
ERR-209	MTU	The recipient is on the carrier's blocklist.
ERR-210	MTU	The message is blocked by the carrier as it hits a keyword.
IB:0182	MTU	The carrier's gateway is exceptional.
IC-0054	MTU	The message is blocked by the carrier as it hits a keyword.
LN:9999	MTU	The carrier's gateway is exceptional.
MB:1013	MTU	The message is blocked by the carrier's gateway.
MX:0003	MTU	The number of messages sent to one single mobile number on the current day exceeds the upper limit.
MX:0012	MTU	The recipient's mobile number is on the unsubscription blocklist.
OVERDUE	MTU	The recipient's phone has a reception exception.
REJECTD	MTU	The message is rejected for some reason.
SC:0001	MTU	The message is blocked by the carrier as it hits a keyword.
SME13	MTU	The recipient is on the carrier's blocklist.
TD:0001	MTU	The recipient is on the gateway's blocklist.
TD:0004	MTU	The message is suspiciously phishing and should be checked.
TD:18	MTU	The recipient's mobile number's carrier is unknown.
TD:19	MTU	The recipient's mobile number is on the blocklist.

Error Code	Category	Description
TE:0002	MTU	Message submission to the gateway fails.
TE:0003	MTU	The number of messages sent to one single mobile number on the current day exceeds the upper limit.
TE:0014	MTU	Human review fails.
TSBLACK	MTU	The recipient is on the compliant blacklist.
TX:2000	MTU	Signature subcode acquisition fails.
TX:2001	MTU	Signature subcode acquisition times out.
TX:2002	MTU	Signature subcode acquisition fails.
TX:2003	MTU	Signature parsing fails.
TX:3000	MTU	Sending submission fails.
TX:3001	MTU	Sending times out.
TX:4099	MTU	The carrier's gateway is exceptional.
TX:4100	MTU	The carrier's gateway is exceptional.
TX:4151	MTU	The carrier's gateway is exceptional.
WX-FAIL	MTU	The recipient is on the carrier's blacklist.
UNDELIVRD	MTU	The recipient's mobile number does not exist or is out of service, or the recipient's phone is powered off.
XZ:0000	MTU	The message is blocked by the carrier as it hits a keyword.
YX:9006	MTU	Message sending fails as the message contains multiple signatures.
YY:0206	MTU	The carrier's gateway is exceptional.
XA:0001	MTU	The message is blocked by the carrier's gateway.
XA:0100	MTU	The frequency limit is reached.
XA:0139	MTU	The recipient is on the carrier's blacklist.
-9990	CMCC	The recipient's mobile number does not exist or is out of service, or the recipient's phone is powered off.

Error Code	Category	Description
-9410	CMCC	The recipient is on the carrier's blocklist.
-9409	CMCC	The recipient is on the carrier's blocklist.
-9246	CMCC	The recipient is on the carrier's blocklist.
-9236	CMCC	The carrier's frequency limit is reached.
-9235	CMCC	The carrier's frequency limit is reached.
-9234	CMCC	The carrier's frequency limit is reached.
-9233	CMCC	The carrier's frequency limit is reached.
-9231	CMCC	The carrier's frequency limit is reached.
-9224	CMCC	The carrier's gateway is exceptional.
-9223	CMCC	The message is blocked by the carrier as it hits a keyword.
-9222	CMCC	The message is blocked by the carrier as it hits a keyword.
-9220	CMCC	The recipient is on the carrier's blocklist.
-9217	CMCC	The carrier's gateway is exceptional.
-9212	CMCC	The recipient is on the carrier's blocklist.
-9211	CMCC	The message is blocked by the carrier as it hits a keyword.
-9203	CMCC	The recipient's mobile number does not exist.
-9014	CMCC	The recipient is on the carrier's blocklist.
-9013	CMCC	The recipient is on the carrier's blocklist.
-9012	CMCC	The recipient is on the carrier's blocklist.
-9009	CMCC	The carrier's gateway is exceptional.
-9000	CMCC	The recipient's mobile number is exceptional as it is ported to another carrier.
-1050	CMCC	The message is blocked by the carrier as it hits a keyword.
-1033	CMCC	Message sending fails as the recipient's mobile number is ported to another carrier.

Error Code	Category	Description
-1023	CMCC	Message sending fails as the recipient's mobile number is ported to another carrier.
-1021	CMCC	The message is blocked by the carrier as it hits a keyword.
-1017	CMCC	The recipient's mobile number does not exist.
-1016	CMCC	The message is blocked by the carrier's gateway.
-1012	CMCC	The recipient is on the carrier's blocklist.
-1005	CMCC	The recipient is on the carrier's blocklist.
-1000	CMCC	The carrier's gateway is exceptional.
-127	CMCC	The sent message contains garbled characters.
-108	CMCC	The recipient's mobile number does not exist.
-104	CMCC	The recipient is on the carrier's blocklist.
-100	CMCC	The recipient's mobile number is out of area.
-96	CMCC	The message is blocked by the carrier as it hits a keyword.
-94	CMCC	The carrier's frequency limit is reached.
-14	CMCC	The recipient is on the carrier's blocklist.
-13	CMCC	The recipient's mobile number does not exist or is out of service, or the recipient's phone is powered off.
001	CMCC	The recipient's phone has a reception exception.
00202	CMCC	The recipient's mobile number does not exist.
03	CMCC	The message is blocked by the carrier's gateway.
7	CMCC	The CMCC gateway is exceptional internally.
76	CMCC	The message is blocked as it hits a keyword.
115	CMCC	The message is blocked as it hits a keyword.
144	CMCC	The recipient is on the blocklist.
145	CMCC	The carrier's frequency limit is reached.

Error Code	Category	Description
188	CMCC	The carrier's gateway is exceptional.
904	CMCC	The recipient's mobile number is out of service.
1077	CMCC	The recipient is on the blocklist.
1243	CMCC	The recipient's mobile number is exceptional as it is ported to another carrier.
431025	CMCC	The carrier's frequency limit is reached.
431037	CMCC	Message sending fails as the recipient's mobile number is ported to another carrier.
431082	CMCC	The recipient is on the carrier's blocklist.
9992	CMCC	The recipient's phone has a storage exception. The recipient is recommended to clear the inbox.
9994	CMCC	The recipient's phone has a reception exception.
9997	CMCC	The recipient's mobile number does not exist or is out of service, or the recipient's phone is powered off.
9998	CMCC	The recipient's mobile number does not exist.
9999	CMCC	Message sending fails as the recipient's mobile number is ported to another carrier.
ADTFail	CMCC	The message is blocked by the carrier as it hits a keyword.
AICHECK	CMCC	The message is blocked by the carrier as it hits a keyword.
AUDIT:F	CMCC	The message is blocked by the carrier's gateway.
BADSIGN	CMCC	The recipient's mobile number does not exist.
BEYONDN	CMCC	An internal carrier error occurs.
BD:0000	CMCC	The recipient's mobile number is ported to another carrier.
BD:0001	CMCC	The frequency limit is reached.
BD:0002	CMCC	The carrier's gateway is exceptional.
BD:0003	CMCC	The message hits a carrier keyword.

Error Code	Category	Description
BLACK0	CMCC	The recipient's phone is powered off.
BLKLIST	CMCC	The recipient is on the carrier's blocklist.
BST--1	CMCC	The recipient is on the carrier's blocklist.
BST-204	CMCC	The recipient is on the carrier's blocklist.
BWLIST	CMCC	The recipient is on the gateway's blocklist.
C100100	CMCC	The message hits a keyword.
C100106	CMCC	The sending limit is exceeded.
CA:0051	CMCC	The carrier's gateway is exceptional.
CA:0052	CMCC	The carrier's gateway is exceptional.
CA:0054	CMCC	An internal CMCC error occurs.
CA:0111	CMCC	The carrier's gateway is exceptional.
CA:8008	CMCC	The message is blocked by the carrier's gateway.
CA:8027	CMCC	The recipient is on the carrier's blocklist.
CA:9005	CMCC	The message is blocked by the carrier's gateway.
CA:9023	CMCC	The recipient is on the carrier's blocklist.
CB:0001	CMCC	The recipient's mobile number does not exist or is out of service.
CB:0002	CMCC	The carrier's gateway is exceptional.
CB:0005	CMCC	The carrier's gateway is exceptional.
CB:0007	CMCC	The carrier's gateway is exceptional.
CB:0010	CMCC	The sending limit is exceeded.
CB:0013	CMCC	The recipient's mobile number does not exist or is out of service, or the recipient's phone is powered off.
CB:0015	CMCC	The recipient's mobile number does not exist or is out of service, or the recipient's phone is powered off.
CB:0016	CMCC	The carrier's gateway is exceptional.

Error Code	Category	Description
CB:0018	CMCC	The carrier's gateway is exceptional.
CB:0022	CMCC	The carrier's gateway is exceptional.
CB:0047	CMCC	The recipient's mobile number does not exist or is out of service.
CB:0053	CMCC	The recipient's mobile number does not exist or is out of service.
CB:0054	CMCC	The carrier's gateway is exceptional.
CE:0211	CMCC	The message is blocked by the carrier's gateway.
CE:0301	CMCC	The recipient's phone has a storage exception.
CE:0501	CMCC	The message is blocked by the carrier's gateway.
CHECK	CMCC	The message is blocked by the carrier as it hits a keyword.
CL:105	CMCC	The message is blocked by the carrier's gateway.
CL:116	CMCC	The message is blocked by the carrier as it hits a keyword.
CJ:007	CMCC	The frequency limit is reached.
CJ:0006	CMCC	The frequency limit is reached.
CJ:0007	CMCC	The message is blocked by the carrier as it hits a keyword.
CJ:0008	CMCC	The message is blocked by the carrier as it hits a keyword.
CM:8003	CMCC	The message is blocked by the carrier as it hits a keyword.
CMPP20ERR:	CMCC	The carrier's gateway is exceptional.
CMPP30ERR:	CMCC	The recipient's mobile number does not exist or is out of service.
CONTENT	CMCC	The message is blocked by the carrier as it hits a keyword.
DA:0051	CMCC	The carrier's gateway is exceptional.
DA:0052	CMCC	The carrier's gateway is exceptional.
DA:0053	CMCC	The CMCC gateway is exceptional internally.
DA:0054	CMCC	Response times out.
DA:0084	CMCC	The carrier's gateway is exceptional.



Error Code	Category	Description
DB:0000	CMCC	The carrier's gateway is exceptional.
DB:0001	CMCC	The recipient's phone is exceptional.
DB:0002	CMCC	The carrier's gateway is exceptional.
DB:0003	CMCC	The carrier's gateway is exceptional.
DB:0004	CMCC	The carrier's gateway is exceptional.
DB:0006	CMCC	The CMCC gateway is exceptional internally.
DB:0007	CMCC	The CMCC gateway is exceptional internally.
DB:0008	CMCC	The carrier's gateway is exceptional.
DB:0009	CMCC	The CMCC gateway is exceptional internally.
DB:0010	CMCC	An internal carrier error occurs.
DB:0100	CMCC	The recipient's mobile number does not exist or is out of service, or the recipient's phone is powered off.
DB:0101	CMCC	The recipient's mobile number does not exist or is out of service, or the recipient's phone is powered off.
DB:0102	CMCC	The recipient's mobile number does not exist or is out of service, or the recipient's phone is powered off.
DB:0103	CMCC	The recipient's mobile number does not exist or is out of service, or the recipient's phone is powered off.
DB:0104	CMCC	The recipient is on the carrier's blocklist.
DB:0105	CMCC	The carrier's gateway is exceptional.
DB:0106	CMCC	The service code is incorrect.
DB:0107	CMCC	An internal carrier error occurs.
DB:0109	CMCC	The carrier's gateway is exceptional.
DB:0110	CMCC	The carrier's gateway is exceptional.
DB:0111	CMCC	The recipient's mobile number does not exist or is out of service.
DB:0112	CMCC	The carrier's gateway is exceptional.

Error Code	Category	Description
DB:0113	CMCC	The carrier's gateway is exceptional.
DB:0114	CMCC	The carrier's gateway is exceptional.
DB:0115	CMCC	The recipient's mobile number is suspended.
DB:0116	CMCC	The recipient's mobile number is suspended.
DB:0117	CMCC	The recipient's mobile number is suspended.
DB:0118	CMCC	The recipient's mobile number is suspended.
DB:0119	CMCC	The recipient's mobile number is suspended.
DB:0120	CMCC	The carrier's gateway is exceptional.
DB:0121	CMCC	The carrier's gateway is exceptional.
DB:0122	CMCC	The carrier's gateway is exceptional.
DB:0123	CMCC	The carrier's gateway is exceptional.
DB:0124	CMCC	The carrier's gateway is exceptional.
DB:0125	CMCC	The carrier's gateway is exceptional.
DB:0126	CMCC	The recipient's mobile number is exceptional as it is ported to another carrier.
DB:0127	CMCC	The recipient's mobile number is out of service.
DB:0128	CMCC	The recipient's mobile number is out of service.
DB:0129	CMCC	The recipient's mobile number is exceptional as it is ported to another carrier.
DB:0130	CMCC	The recipient's mobile number does not exist or is out of service.
DB:0131	CMCC	The recipient's mobile number does not exist or is out of service.
DB:0132	CMCC	The recipient's mobile number does not exist or is out of service.
DB:0133	CMCC	The recipient's mobile number does not exist or is out of service.
DB:0134	CMCC	The recipient's mobile number does not exist or is out of service.
DB:0135	CMCC	The recipient's mobile number does not exist or is out of service.

Error Code	Category	Description
DB:0136	CMCC	The carrier's gateway is exceptional.
DB:0137	CMCC	The carrier's gateway is exceptional.
DB:0138	CMCC	The recipient's mobile number does not exist or is out of service.
DB:0139	CMCC	The sending time period is non-compliant.
DB:0140	CMCC	The recipient is on the carrier's blocklist.
DB:0140	CMCC	The CMCC gateway is exceptional internally.
DB:0141	CMCC	The recipient is on the blocklist of China Mobile or MIIT due to repeated complaints.
DB:0142	CMCC	The daily maximum number of sent MTs is exceeded.
DB:0143	CMCC	The daily maximum number of sent MTs is exceeded.
DB:0144	CMCC	The recipient is on the global blocklist.
DB:00144	CMCC	The recipient is on the carrier's blocklist.
DB:0145	CMCC	The recipient is on the blocklist.
DB:0146	CMCC	The recipient is on the blocklist.
DB:0147	CMCC	The recipient's mobile number does not exist or is out of service.
DB:0150	CMCC	The carrier's gateway is exceptional.
DB:0151	CMCC	The carrier's gateway is exceptional.
DB:0152	CMCC	The CMCC gateway is exceptional internally.
DB:0153	CMCC	The carrier's gateway is exceptional.
DB:0154	CMCC	The carrier's gateway is exceptional.
DB:0155	CMCC	The carrier's gateway is exceptional.
DB:0156	CMCC	The carrier's gateway is exceptional.
DB:0164	CMCC	The recipient is on the carrier's blocklist.
DB:0171	CMCC	The carrier's gateway is exceptional.

Error Code	Category	Description
DB:0182	CMCC	The recipient's mobile number is suspended.
DB:0309	CMCC	The message is blocked by the carrier as it hits a keyword.
DB:0318	CMCC	The recipient's mobile number does not exist.
DB:0500	CMCC	The carrier's gateway is exceptional.
DB:0501	CMCC	The CMCC gateway is exceptional internally.
DB:0502	CMCC	The CMCC gateway is exceptional internally.
DB:0503	CMCC	The carrier's gateway is exceptional.
DB:0504	CMCC	The CMCC gateway is exceptional internally.
DB:0505	CMCC	An internal carrier error occurs.
DB:0506	CMCC	The carrier's gateway is exceptional.
DB:1150	CMCC	The carrier's gateway is exceptional.
DB:9001	CMCC	The carrier's gateway is exceptional.
DB:9006	CMCC	The recipient is on the carrier's blocklist.
DB:9005	CMCC	The carrier's gateway is exceptional.
DB:9007	CMCC	The frequency limit is reached.
DB:BACK	CMCC	The recipient is on the carrier's blocklist.
DB:BLACK	CMCC	The recipient is on the carrier's blocklist.
DB00143	CMCC	The carrier's frequency limit is reached.
DB00144	CMCC	The recipient's mobile number is blocked by the global blocklist.
DBBLACK	CMCC	The recipient is on the carrier's blocklist.
DG:0001	CMCC	The recipient's mobile number does not exist or is out of service, or the recipient's phone is powered off.
DG:0141	CMCC	The recipient is on the carrier's blocklist.
DG:0142	CMCC	The carrier's frequency limit is reached.

Error Code	Category	Description
DI:0008	CMCC	The frequency limit is reached.
DI:0029	CMCC	The frequency limit is reached.
DI:0145	CMCC	The frequency limit is reached.
DI:9402	CMCC	The recipient is on the carrier's blocklist.
DI:9403	CMCC	The recipient is on the carrier's blocklist.
DI:9413	CMCC	The frequency limit is reached.
DI:9414	CMCC	The carrier's gateway is exceptional.
DI:9415	CMCC	The message is blocked by the carrier as it hits a keyword.
DI:9416	CMCC	The message is blocked by the carrier as it hits a keyword.
DI:9422	CMCC	The message is blocked by the carrier as it hits a keyword.
DI:9423	CMCC	The message is blocked by the carrier as it hits a keyword.
DI:9427	CMCC	The message is blocked by the carrier as it hits a keyword.
DI:9428	CMCC	The message is blocked by the carrier as it hits a keyword.
DI:9429	CMCC	The message is blocked by the carrier as it hits a keyword.
DI:9430	CMCC	The carrier's gateway is exceptional.
DI:9431	CMCC	The message is blocked by the carrier as it hits a keyword.
DI:9432	CMCC	The frequency limit is reached.
DI:9433	CMCC	The frequency limit is reached.
DI:9434	CMCC	The frequency limit is reached.
DI:9501	CMCC	The recipient's mobile number does not exist.
DI:9909	CMCC	The frequency limit is reached.
E200020	CMCC	The message is blocked by the carrier as it hits a keyword (an unsubscription method must be added in marketing SMS messages).
E200038	CMCC	The recipient's mobile number does not exist or is out of service, or the recipient's phone is powered off.

Error Code	Category	Description
E:BLACK	CMCC	The recipient is on the carrier's blocklist.
E:CF	CMCC	The carrier's frequency limit is reached.
E:CHAN	CMCC	The recipient's mobile number is exceptional as it is ported to another carrier.
E:OCDDL	CMCC	The frequency limit is reached.
E:OCDWL	CMCC	The frequency limit is reached.
E:ODDL	CMCC	The frequency limit is reached.
E:ODML	CMCC	The CMCC gateway is exceptional internally.
E:RPTSD	CMCC	The frequency limit is reached.
ERR:13	CMCC	The recipient's phone has a reception exception.
ERR-204	CMCC	The recipient is on the carrier's blocklist.
ERR_NUM	CMCC	The recipient's mobile number is incorrect or restricted.
ERR_NUM_00	CMCC	The recipient's mobile number does not exist.
ERR_NUM_006	CMCC	The recipient's mobile number is incorrect or restricted.
ERRTIME	CMCC	The frequency limit is reached.
ETOS:402	CMCC	The recipient is on the carrier's blocklist.
EXPIRED	CMCC	The message has expired.
EWTD	CMCC	The recipient's mobile number does not exist or is out of service, or the recipient's phone is powered off.
F123	CMCC	The recipient is on the carrier's blocklist.
F1110	CMCC	The recipient's mobile number range does not exist.
F1122	CMCC	The recipient is on the carrier's blocklist.
F1123	CMCC	The recipient is on the carrier's blocklist.
F11300	CMCC	The carrier's frequency limit is reached.
F100007	CMCC	The message is blocked by the carrier as it hits a keyword.

Error Code	Category	Description
F1214B1	CMCC	The message is blocked by the carrier as it hits a keyword.
F1214HN	CMCC	The message is blocked by the carrier as it hits a keyword.
F1214JR	CMCC	The message hits a carrier keyword.
F132200	CMCC	The recipient's mobile number does not exist.
FAILD	CMCC	The carrier's gateway is exceptional.
FAIL_RE	CMCC	The message is blocked by the carrier's gateway.
GB:0003	CMCC	The frequency limit is reached.
GB:0004	CMCC	The signature is non-compliant.
GB:0007	CMCC	The carrier's gateway is exceptional.
GB:0008	CMCC	The recipient is on the carrier's blocklist.
GB:0010	CMCC	The recipient's mobile number is out of service.
GB:0011	CMCC	The recipient is on the carrier's blocklist.
GB:0012	CMCC	The message is blocked by the carrier as it hits a keyword.
GB:0013	CMCC	The message is blocked by the carrier's gateway.
GB:0016	CMCC	The message is blocked by the carrier as it hits a keyword (an unsubscription method must be added in marketing SMS messages).
GB:0024	CMCC	The message is blocked by the carrier as it hits a keyword.
GB:0025	CMCC	The carrier's gateway is exceptional.
GB:0026	CMCC	The carrier's gateway is exceptional.
GB:0028	CMCC	The recipient is on the carrier's blocklist.
GG:1000	CMCC	The carrier's gateway is exceptional.
GL:0000	CMCC	The carrier's gateway is exceptional.
HAVBEEN	CMCC	The recipient is on the carrier's blocklist.
HD:0001	CMCC	The recipient is on the carrier's blocklist.

Error Code	Category	Description
HD:19	CMCC	The recipient is on the gateway's blocklist.
HD:29	CMCC	The frequency limit is reached.
HIGRISK	CMCC	The recipient is on the carrier's blocklist.
HTTPERROR	CMCC	The carrier's gateway is exceptional.
HTTPEXCEPT	CMCC	The carrier's gateway is exceptional.
IA00054	CMCC	The carrier's gateway is exceptional.
IA:0051	CMCC	An internal carrier error occurs.
IA:0052	CMCC	The carrier's gateway is exceptional.
IA:0053	CMCC	The CMCC gateway is exceptional internally.
IA:0054	CMCC	Response times out.
IA:0057	CMCC	The carrier's gateway is exceptional.
IA:0073	CMCC	An internal carrier error occurs.
IB:0001	CMCC	The carrier's gateway is exceptional.
IB:0002	CMCC	The carrier's gateway is exceptional.
IB:0003	CMCC	The carrier's gateway is exceptional.
IB:0004	CMCC	The carrier's gateway is exceptional.
IB:0005	CMCC	The carrier's gateway is exceptional.
IB:0006	CMCC	The carrier's gateway is exceptional.
IB:0007	CMCC	The carrier's gateway is exceptional.
IB:0008	CMCC	An internal carrier error occurs.
IB:0009	CMCC	An internal carrier error occurs.
IB:0010	CMCC	The carrier's gateway is exceptional.
IB:0011	CMCC	The message hits a carrier keyword.



Error Code	Category	Description
IB:0012	CMCC	Message sending fails as the recipient's mobile number is ported to another carrier.
IB:0013	CMCC	An internal carrier error occurs.
IB:0064	CMCC	The recipient's phone is powered off.
IB:0070	CMCC	The carrier's gateway is exceptional.
IB:0079	CMCC	The carrier's gateway is exceptional.
IB:0100	CMCC	The carrier's gateway is exceptional.
IB:0113	CMCC	The carrier's gateway is exceptional.
IB:0168	CMCC	Message sending fails as the recipient's mobile number is ported to another carrier.
IB:0169	CMCC	The CMCC gateway is exceptional internally.
IB:0194	CMCC	The recipient's phone is powered off.
IB:0225	CMCC	The carrier's gateway is exceptional.
IB:0255	CMCC	An internal carrier error occurs.
IB-0013	CMCC	The recipient's phone has a reception exception.
IB-0099	CMCC	The recipient's phone has a reception exception.
IC:0001	CMCC	The recipient's mobile number is out of service, or the recipient's phone is powered off.
IC:0015	CMCC	An internal carrier error occurs.
IC:0055	CMCC	An internal carrier error occurs.
IC:0062	CMCC	The recipient's phone is exceptional.
IC:0151	CMCC	The recipient's mobile number does not exist or is out of service, or the recipient's phone is powered off.
IC:0154	CMCC	The carrier's gateway is exceptional.
ID:0000	CMCC	The CMCC gateway is exceptional internally.
ID:0001	CMCC	The CMCC gateway is exceptional internally.

Error Code	Category	Description
ID:0002	CMCC	The carrier's gateway is exceptional.
ID:0003	CMCC	The carrier's gateway is exceptional.
ID:0004	CMCC	The CMCC gateway is exceptional internally.
ID:0005	CMCC	The carrier's gateway is exceptional.
ID:0006	CMCC	The CMCC gateway is exceptional internally.
ID:0007	CMCC	The carrier's gateway is exceptional.
ID:0008	CMCC	The CMCC gateway is exceptional internally.
ID:0009	CMCC	The carrier's gateway is exceptional.
ID:0010	CMCC	The carrier's gateway is exceptional.
ID:0011	CMCC	The carrier's gateway is exceptional.
ID:0012	CMCC	The billable address is incorrect.
ID:0013	CMCC	An internal carrier error occurs.
ID:0014	CMCC	The carrier's gateway is exceptional.
ID:0020	CMCC	The CMCC gateway is exceptional internally.
ID:0021	CMCC	The CMCC gateway is exceptional internally.
ID:0043	CMCC	The recipient's mobile number is exceptional as it is ported to another carrier.
ID:0044	CMCC	The carrier's gateway is exceptional.
ID:0045	CMCC	The CMCC gateway is exceptional internally.
ID:0046	CMCC	The CMCC gateway is exceptional internally.
ID:0047	CMCC	The CMCC gateway is exceptional internally.
ID:0048	CMCC	The CMCC gateway is exceptional internally.
ID:0049	CMCC	The CMCC gateway is exceptional internally.
ID:0051	CMCC	The carrier's gateway is exceptional.

Error Code	Category	Description
ID:0052	CMCC	The carrier's gateway is exceptional.
ID:0053	CMCC	The carrier's gateway is exceptional.
ID:0054	CMCC	The recipient's phone has a reception exception.
ID:0055	CMCC	The recipient's phone has a reception exception.
ID:0056	CMCC	The recipient's phone has a reception exception.
ID:0061	CMCC	The carrier's gateway is exceptional.
ID:0062	CMCC	The carrier's gateway is exceptional.
ID:0063	CMCC	The carrier's gateway is exceptional.
ID:0064	CMCC	The CMCC gateway is exceptional internally.
ID:0065	CMCC	The CMCC gateway is exceptional internally.
ID:0066	CMCC	The CMCC gateway is exceptional internally.
ID:0067	CMCC	The CMCC gateway is exceptional internally.
ID:0068	CMCC	The recipient's phone has a reception exception.
ID:0069	CMCC	The recipient is on the blocklist.
ID:0070	CMCC	An internal carrier error occurs.
ID:0071	CMCC	The carrier's gateway is exceptional.
ID:0072	CMCC	The carrier's gateway is exceptional.
ID:0073	CMCC	The recipient's phone has a reception exception.
ID:0074	CMCC	The CMCC gateway is exceptional internally.
ID:0075	CMCC	The CMCC gateway is exceptional internally.
ID:0076	CMCC	The message is blocked as it hits a keyword.
ID:0077	CMCC	The carrier's gateway is exceptional.
ID:0078	CMCC	The carrier's gateway is exceptional.
ID:0079	CMCC	The carrier's gateway is exceptional.

Error Code	Category	Description
ID:0080	CMCC	The carrier's gateway is exceptional.
ID:0081	CMCC	The carrier's gateway is exceptional.
ID:0082	CMCC	The carrier's gateway is exceptional.
ID:0083	CMCC	The carrier's gateway is exceptional.
ID:0084	CMCC	The CMCC gateway is exceptional internally.
ID:0085	CMCC	The CMCC gateway is exceptional internally.
ID:0086	CMCC	The CMCC gateway is exceptional internally.
ID:0087	CMCC	The CMCC gateway is exceptional internally.
ID:0077	CMCC	The carrier's gateway is exceptional.
ID:0078	CMCC	The carrier's gateway is exceptional.
ID:0079	CMCC	The carrier's gateway is exceptional.
ID:0080	CMCC	The carrier's gateway is exceptional.
ID:0081	CMCC	The carrier's gateway is exceptional.
ID:0082	CMCC	The carrier's gateway is exceptional.
ID:0088	CMCC	The CMCC gateway is exceptional internally.
ID:0089	CMCC	The CMCC gateway is exceptional internally.
ID:0096	CMCC	The recipient is on the blacklist.
ID:0097	CMCC	The recipient is on the blacklist.
ID:0100	CMCC	The recipient's mobile number does not exist or is out of service, or the recipient's phone is powered off.
ID:0101	CMCC	The recipient's mobile number does not exist or is out of service, or the recipient's phone is powered off.
ID:0102	CMCC	The recipient's mobile number does not exist or is out of service, or the recipient's phone is powered off.
ID:0103	CMCC	The recipient's mobile number does not exist or is out of service, or the recipient's phone is powered off.

Error Code	Category	Description
ID:0104	CMCC	The recipient's mobile number does not exist.
ID:0105	CMCC	The carrier's gateway is exceptional.
ID:0106	CMCC	The carrier's gateway is exceptional.
ID:0107	CMCC	The carrier's gateway is exceptional.
ID:0108	CMCC	The recipient's mobile number is suspended.
ID:0109	CMCC	The carrier's gateway is exceptional.
ID:0110	CMCC	The carrier's gateway is exceptional.
ID:0111	CMCC	The carrier's gateway is exceptional.
ID:0112	CMCC	The carrier's gateway is exceptional.
ID:0113	CMCC	The carrier's gateway is exceptional.
ID:0114	CMCC	The carrier's gateway is exceptional.
ID:0115	CMCC	The recipient's mobile number is suspended.
ID:0116	CMCC	The recipient's mobile number is suspended.
ID:0117	CMCC	The recipient's mobile number is suspended.
ID:0118	CMCC	The recipient's mobile number is suspended.
ID:0119	CMCC	The recipient's mobile number is suspended.
ID:0120	CMCC	The recipient's mobile number is suspended.
ID:0121	CMCC	The recipient's mobile number is suspended.
ID:0122	CMCC	The carrier's gateway is exceptional.
ID:0123	CMCC	The carrier's gateway is exceptional.
ID:0124	CMCC	The carrier's gateway is exceptional.
ID:0125	CMCC	The carrier's gateway is exceptional.
ID:0126	CMCC	The recipient's mobile number is exceptional as it is ported to another carrier.

Error Code	Category	Description
ID:0127	CMCC	The recipient's mobile number is out of service.
ID:0128	CMCC	The recipient's mobile number is out of service.
ID:0129	CMCC	The recipient's mobile number is exceptional as it is ported to another carrier.
ID:0131	CMCC	The recipient's mobile number is out of service.
ID:0132	CMCC	The recipient's mobile number does not exist.
ID:0133	CMCC	The recipient's mobile number does not exist.
ID:0134	CMCC	The recipient's mobile number does not exist.
ID:0135	CMCC	The recipient's mobile number does not exist.
ID:0136	CMCC	The carrier's gateway is exceptional.
ID:0137	CMCC	The carrier's gateway is exceptional.
ID:0138	CMCC	The carrier's gateway is exceptional.
ID:0139	CMCC	The carrier's gateway is exceptional.
ID:0140	CMCC	The recipient is on the carrier's blocklist.
ID:0141	CMCC	The recipient is on the blocklist.
ID:0142	CMCC	The sending limit is exceeded.
ID:0143	CMCC	The sending limit is exceeded.
ID:0199	CMCC	The recipient is on the blocklist.
ID:0310	CMCC	The carrier's gateway is exceptional.
ID:0311	CMCC	The sending limit is exceeded.
ID:0312	CMCC	The carrier's gateway is exceptional.
ID:0313	CMCC	The carrier's gateway is exceptional.
ID:0314	CMCC	The carrier's gateway is exceptional.
ID:0315	CMCC	The carrier's gateway is exceptional.

Error Code	Category	Description
ID:0317	CMCC	The carrier's gateway is exceptional.
ID:0318	CMCC	The message is blocked as it hits a keyword.
ID:1240	CMCC	The carrier's gateway is exceptional.
ID:1241	CMCC	The carrier's gateway is exceptional.
ID:1242	CMCC	The carrier's gateway is exceptional.
ID:1243	CMCC	The carrier's gateway is exceptional.
ID:1244	CMCC	The recipient's mobile number does not exist or is out of service, or the recipient's phone is powered off.
ID:1245	CMCC	The recipient's mobile number does not exist or is out of service, or the recipient's phone is powered off.
ID:1246	CMCC	The recipient's mobile number does not exist or is out of service, or the recipient's phone is powered off.
ID:1247	CMCC	The recipient's mobile number does not exist or is out of service, or the recipient's phone is powered off.
ID:1248	CMCC	The carrier's gateway is exceptional.
ID:1249	CMCC	The carrier's gateway is exceptional.
ID:1250	CMCC	The carrier's gateway is exceptional.
ID:1251	CMCC	The carrier's gateway is exceptional.
ID:6150	CMCC	The carrier's gateway is exceptional.
ID:6151	CMCC	The recipient's phone has a reception exception.
ID:6152	CMCC	The recipient's phone has a reception exception.
ID:6153	CMCC	The recipient's phone has a reception exception.
INCOMPL	CMCC	The carrier's gateway is exceptional.
INVALID	CMCC	The message is blocked by the carrier as it hits a keyword (an unsubscription method must be added in marketing SMS messages).
JL:0013	CMCC	The recipient is on the carrier's blocklist.

Error Code	Category	Description
JL:0014	CMCC	The message hits a carrier keyword.
JL:0017	CMCC	The recipient's mobile number does not exist or is out of service.
JL:0026	CMCC	The recipient is on the carrier's blocklist.
JL:0028	CMCC	The recipient is on the carrier's blocklist.
KEY:FIL	CMCC	The message is blocked by the carrier as it hits a keyword.
KEYWORD	CMCC	The message is blocked by the carrier's gateway.
LIMIT	CMCC	The frequency limit is reached.
LK:9414	CMCC	The message is blocked by the carrier as it hits a keyword.
LT:0036	CMCC	Message sending fails as the recipient's mobile number is ported to another carrier.
LU:0002	CMCC	The recipient's phone has a reception exception.
LU:0003	CMCC	The recipient is on the carrier's blocklist.
M2:0043	CMCC	The frequency limit is reached.
M2:0045	CMCC	The recipient is on the carrier's blocklist.
MA:0001	CMCC	An internal carrier error occurs.
MA:0002	CMCC	The carrier's gateway is exceptional.
MA:0003	CMCC	The carrier's gateway is exceptional.
MA:0004	CMCC	The carrier's gateway is exceptional.
MA:0005	CMCC	The carrier's gateway is exceptional.
MA:0006	CMCC	The message hits a carrier keyword.
MA:0009	CMCC	The carrier's gateway is exceptional.
MA:0010	CMCC	The carrier's gateway is exceptional.
MA:0011	CMCC	The carrier's gateway is exceptional.
MA:0012	CMCC	The carrier's gateway is exceptional.



Error Code	Category	Description
MA:0013	CMCC	The carrier's gateway is exceptional.
MA:0014	CMCC	The carrier's gateway is exceptional.
MA:0021	CMCC	The recipient's mobile number does not exist.
MA:0022	CMCC	An internal carrier error occurs.
MA:0023	CMCC	The recipient is on the carrier's blocklist.
MA:0026	CMCC	The message is blocked by the carrier as it hits a keyword.
MA:0036	CMCC	The message is blocked by the carrier's gateway.
MA:0039	CMCC	The message is blocked by the carrier as it hits a keyword.
MA:0051	CMCC	An internal carrier error occurs.
MA:0052	CMCC	The carrier's gateway is exceptional.
MA:0053	CMCC	The recipient's phone has a reception exception.
MA:0054	CMCC	An internal carrier error occurs.
MA:0054?	CMCC	The CMCC gateway is exceptional internally.
MA:0072	CMCC	The carrier's gateway is exceptional.
MA:0073	CMCC	-
MA:0191	CMCC	The carrier's gateway is exceptional.
MA:0194	CMCC	The carrier's gateway is exceptional.
MB:0000	CMCC	The recipient's phone has a reception exception.
MB:0001	CMCC	The CMCC gateway is exceptional internally.
MB:0002	CMCC	The carrier's gateway is exceptional.
MB:0003	CMCC	The carrier's gateway is exceptional.
MB:0004	CMCC	The carrier's gateway is exceptional.
MB:0005	CMCC	The carrier's gateway is exceptional.
MB:0006	CMCC	The carrier's gateway is exceptional.

Error Code	Category	Description
MB:0007	CMCC	The CMCC gateway is exceptional internally.
MB:0008	CMCC	The CMCC gateway is exceptional internally.
MB:0010	CMCC	The carrier's gateway is exceptional.
MB:0011	CMCC	The carrier's gateway is exceptional.
MB:0012	CMCC	The carrier's gateway is exceptional.
MB:0013	CMCC	The carrier's gateway is exceptional.
MB:0014	CMCC	The carrier's gateway is exceptional.
MB:0015	CMCC	The carrier's gateway is exceptional.
MB:0017	CMCC	The carrier's gateway is exceptional.
MB:0018	CMCC	The carrier's gateway is exceptional.
MB:0019	CMCC	The recipient's phone has a reception exception.
MB:0020	CMCC	The carrier's gateway is exceptional.
MB:0022	CMCC	The recipient is on the blocklist.
MB:0027	CMCC	The recipient's mobile number does not exist or is out of service, or the recipient's phone is powered off.
MB:0031	CMCC	The recipient's mobile number does not exist or is out of service, or the recipient's phone is powered off.
MB:0032	CMCC	The recipient's mobile number does not exist or is out of service, or the recipient's phone is powered off.
MB:0034	CMCC	The recipient's mobile number does not exist or is out of service, or the recipient's phone is powered off.
MB:0051	CMCC	The carrier's gateway is exceptional.
MB:0052	CMCC	The carrier's gateway is exceptional.
MB:0069	CMCC	The recipient's phone is powered off.
MB:0064	CMCC	The carrier's gateway is exceptional.
MB:0065	CMCC	The carrier's gateway is exceptional.

Error Code	Category	Description
MB:0066	CMCC	The carrier's gateway is exceptional.
MB:0067	CMCC	The carrier's gateway is exceptional.
MB:0068	CMCC	The carrier's gateway is exceptional.
MB:0070	CMCC	The carrier's gateway is exceptional.
MB:0072	CMCC	The carrier's gateway is exceptional.
MB:0073	CMCC	The carrier's gateway is exceptional.
MB:0077	CMCC	The carrier's gateway is exceptional.
MB:0080	CMCC	The carrier's gateway is exceptional.
MB:0081	CMCC	The carrier's gateway is exceptional.
MB:0083	CMCC	The carrier's gateway is exceptional.
MB:0084	CMCC	The carrier's gateway is exceptional.
MB:0085	CMCC	The carrier's gateway is exceptional.
MB:0088	CMCC	An internal carrier error occurs.
MB:0097	CMCC	The carrier's gateway is exceptional.
MB:0098	CMCC	The carrier's gateway is exceptional.
MB:0099	CMCC	The carrier's gateway is exceptional.
MB:0100	CMCC	The carrier's gateway is exceptional.
MB:0101	CMCC	The carrier's gateway is exceptional.
MB:0102	CMCC	The carrier's gateway is exceptional.
MB:0103	CMCC	The carrier's gateway is exceptional.
MB:0145	CMCC	The carrier's gateway is exceptional.
MB:0147	CMCC	The carrier's gateway is exceptional.
MB:0192	CMCC	The carrier's gateway is exceptional.
MB:0193	CMCC	The carrier's gateway is exceptional.

Error Code	Category	Description
MB:0194	CMCC	The carrier's gateway is exceptional.
MB:0195	CMCC	The carrier's gateway is exceptional.
MB:0196	CMCC	The carrier's gateway is exceptional.
MB:0241	CMCC	The carrier's gateway is exceptional.
MB:0244	CMCC	The carrier's gateway is exceptional.
MB:0250	CMCC	The carrier's gateway is exceptional.
MB:0254	CMCC	The recipient's phone is exceptional.
MB:0255	CMCC	The CMCC gateway is exceptional internally.
MB:1016	CMCC	The carrier's gateway is exceptional.
MB:1024	CMCC	The carrier's gateway is exceptional.
MB:1025	CMCC	The CMCC gateway is exceptional internally.
MB:1026	CMCC	SMC operating parameters (such as MO speed, MT speed, number of messages, and number of message entities) reach the maximum limit of the license.
MB:1031	CMCC	The SMS center returns a "maximum number of sent messages exceeded" error. The reason may be that the storage of the recipient's phone is full.
MB:1034	CMCC	The CMCC gateway is exceptional internally.
MB:1035	CMCC	The carrier's gateway is exceptional.
MB:1036	CMCC	The recipient's phone has a reception exception.
MB:1037	CMCC	The carrier's gateway is exceptional.
MB:1038	CMCC	The recipient's mobile number is suspended.
MB:1039	CMCC	The carrier's gateway is exceptional.
MB:1040	CMCC	The recipient's mobile number is out of service.
MB:1041	CMCC	The sending limit is exceeded.

Error Code	Category	Description
MB:1042	CMCC	The number of messages cached in the SMC memory to be sent to the recipient exceeds the maximum number of messages deliverable to the recipient.
MB:1043	CMCC	The recipient's mobile number does not exist or is out of service, or the recipient's phone is powered off.
MB:1044	CMCC	The carrier's gateway is exceptional.
MB:1045	CMCC	The carrier's gateway is exceptional.
MB:1046	CMCC	The carrier's gateway is exceptional.
MB:1047	CMCC	The carrier's gateway is exceptional.
MB:1048	CMCC	The carrier's gateway is exceptional.
MB:1049	CMCC	The carrier's gateway is exceptional.
MB:1050	CMCC	The carrier's gateway is exceptional.
MB:1051	CMCC	The recipient's mobile number does not exist or is out of service, or the recipient's phone is powered off.
MB:1052	CMCC	The carrier's gateway is exceptional.
MB:1056	CMCC	The carrier's gateway is exceptional.
MB:1057	CMCC	The carrier's gateway is exceptional.
MB:1058	CMCC	The carrier's gateway is exceptional.
MB:1060	CMCC	The carrier's gateway is exceptional.
MB:1061	CMCC	The carrier's gateway is exceptional.
MB:1062	CMCC	The carrier's gateway is exceptional.
MB:1063	CMCC	The carrier's gateway is exceptional.
MB:1064	CMCC	The carrier's gateway is exceptional.
MB:1065	CMCC	The carrier's gateway is exceptional.
MB:1069	CMCC	The CMCC gateway is exceptional internally.
MB:1070	CMCC	The sending limit is exceeded.

Error Code	Category	Description
MB:1072	CMCC	The CMCC gateway is exceptional internally.
MB:1073	CMCC	The CMCC gateway is exceptional internally.
MB:1074	CMCC	The CMCC gateway is exceptional internally.
MB:1075	CMCC	The CMCC gateway is exceptional internally.
MB:1076	CMCC	The recipient is on the blocklist.
MB:1077	CMCC	The recipient has a record of malicious complaints against China Mobile and thus is on the blocklist.
MB:1078	CMCC	An internal carrier error occurs.
MB:1079	CMCC	The message is rejected due to fraud.
MB:1080	CMCC	The CMCC gateway is exceptional internally.
MB:1081	CMCC	The CMCC gateway is exceptional internally.
MB:1082	CMCC	The CMCC gateway is exceptional internally.
MB:1083	CMCC	The message is rejected due to fraud.
MB:1086	CMCC	The CMCC gateway is exceptional internally.
MB:1279	CMCC	The CMCC gateway is exceptional internally.
MB:8000	CMCC	The carrier's gateway is exceptional.
MC:0001	CMCC	An unknown error occurs.
MC:0055	CMCC	Message sending fails as the recipient's mobile number is out of area or the storage of the recipient's phone is full.
MC:0055_000	CMCC	Message sending fails as the recipient's mobile number is out of area or the storage of the recipient's phone is full.
MC:0055_006	CMCC	Message sending fails as the recipient's mobile number is out of area or the storage of the recipient's phone is full.
MC:0062	CMCC	The recipient's mobile number is out of service.
MC:0151	CMCC	The recipient's mobile number does not exist or is out of service, or the recipient's phone is powered off.

Error Code	Category	Description
MC00151	CMCC	An internal carrier error occurs.
MC_T:55	CMCC	The carrier's gateway is exceptional.
ME:-7	CMCC	The message is blocked by the carrier's gateway.
MH:0004	CMCC	The recipient is on the carrier's blocklist.
MH:0007	CMCC	The message is blocked by the carrier as it hits a keyword.
MH:0008	CMCC	The message is blocked by the carrier as it hits a keyword.
MH:18	CMCC	The recipient's mobile number does not exist.
MH:19	CMCC	The recipient is on the blocklist.
MH:20	CMCC	The recipient's phone has a reception exception.
MH:999	CMCC	The message is blocked by the carrier as it hits a keyword.
MI:XXXX	CMCC	China Mobile error codes start with M, which are mostly caused by problems with the recipient's mobile phone/number; for example, the mobile number is out of service, out of area, or invalid, or the phone is powered off or has poor reception.
MI:0000	CMCC	The recipient's mobile number does not exist or is out of service, or the recipient's phone is powered off.
MI:0001	CMCC	The recipient's phone is powered off.
MI:0002	CMCC	An internal carrier error occurs.
MI:0004	CMCC	The recipient's mobile number does not exist or is out of service, or the recipient's phone is powered off.
MI:0005	CMCC	The recipient's mobile number does not exist or is out of service, or the recipient's phone is powered off.
MI:0008	CMCC	An internal CMCC gateway error occurs.
MI:0009	CMCC	The recipient's phone is powered off.
MI:0010	CMCC	The recipient's mobile number has expired.
MI:0011	CMCC	The recipient's mobile number does not exist or is out of service, or the recipient's phone is powered off.

Error Code	Category	Description
MI:0012	CMCC	The recipient's phone is invalid.
MI:0013	CMCC	The recipient's mobile number is out of service, or the recipient's phone is powered off.
MI:0015	CMCC	The recipient's mobile number is out of service, or the recipient's phone is powered off.
MI:0017	CMCC	The recipient's mobile number does not exist or is out of service, or the recipient's phone is powered off.
MI:0020	CMCC	The recipient's mobile number does not exist or is out of service, or the recipient's phone is powered off.
MI:0022	CMCC	An internal CMCC gateway error occurs.
MI:0023	CMCC	An internal carrier error occurs.
MI:0024	CMCC	The recipient's mobile number is out of service, or the recipient's phone is powered off.
MI:0029	CMCC	The recipient's mobile number is out of service, or the recipient's phone is powered off.
MI:0030	CMCC	An internal carrier error occurs.
MI:0036	CMCC	An internal CMCC gateway error occurs.
MI:0038	CMCC	An internal carrier error occurs.
MI:0041	CMCC	An internal carrier error occurs.
MI:0044	CMCC	The recipient's mobile number does not exist or is out of service, or the recipient's phone is powered off.
MI:0043	CMCC	The recipient's phone is powered off.
MI:0045	CMCC	An internal CMCC gateway error occurs.
MI:0048	CMCC	An internal carrier error occurs.
MI:0050	CMCC	The recipient's mobile number is out of service, or the recipient's phone is powered off.
MI:0051	CMCC	The CMCC gateway is exceptional internally.



Error Code	Category	Description
MI:0052	CMCC	Roaming is restricted.
MI:0053	CMCC	The recipient's mobile number does not exist or is out of service, or the recipient's phone is powered off.
MI:0054	CMCC	The recipient's mobile number does not exist or is out of service, or the recipient's phone is powered off.
MI:0055	CMCC	The recipient's mobile number does not exist or is out of service, or the recipient's phone is powered off.
MI:0056	CMCC	Response times out.
MI:0057	CMCC	An internal carrier error occurs.
MI:0059	CMCC	The recipient's mobile number does not exist or is out of service, or the recipient's phone is powered off.
MI:0063	CMCC	An internal carrier error occurs.
MI:0064	CMCC	An internal carrier error occurs.
MI:0075	CMCC	The recipient's phone has a reception exception.
MI:0080	CMCC	The recipient's mobile number does not exist or is out of service, or the recipient's phone is powered off.
MI:0081	CMCC	An internal carrier error occurs.
MI:0083	CMCC	The recipient's mobile number does not exist or is out of service, or the recipient's phone is powered off.
MI:0084	CMCC	The recipient's mobile number does not exist or is out of service, or the recipient's phone is powered off.
MI:0089	CMCC	An internal carrier error occurs.
MI:0090	CMCC	VMSC returns a "remote address unreachable" error.
MI:0098	CMCC	An internal carrier error occurs.
MI:0099	CMCC	VMSC returns an "unexpected response received" error.
MI:0660	CMCC	The CMCC gateway is exceptional internally.
MI:0999	CMCC	The CMCC gateway is exceptional internally.

Error Code	Category	Description
MI00000	CMCC	The message has expired in the SMS center.
MI00020	CMCC	The carrier's gateway is exceptional.
MI00022	CMCC	The storage of the recipient's phone is full.
MI00029	CMCC	The carrier's gateway is exceptional.
MI00036	CMCC	An internal carrier error occurs.
MI0020	CMCC	Message sending fails: ErrorinMS.
MILIMIT	CMCC	The recipient's mobile number is out of service.
MK00001	CMCC	The recipient's mobile number does not exist.
MK00011	CMCC	The recipient's mobile number is out of service.
MK00013	CMCC	The recipient's mobile number is out of service.
MK:0000	CMCC	The recipient's mobile number does not exist.
MK:0001	CMCC	The recipient's mobile number is not found in HLR, and the SMS center returns a status of "unable to identify the number", which means that the number is incorrect.
MK:0002	CMCC	The recipient's phone has a reception exception.
MK:0003	CMCC	The recipient is invalid. Recipient authentication fails during this message sending. The reason may be that MSC believes that the authentication password of the recipient's mobile number is invalid. The error code in MSC is 3, which is defined as 9 in the ETSI GSM 0902 protocol.
MK:0004	CMCC	The recipient's mobile number is out of service, or the recipient's phone is powered off.
MK:0005	CMCC	The recipient's mobile number does not exist or is out of service or suspended.
MK:0006	CMCC	An internal carrier error occurs.
MK:0007	CMCC	The recipient's phone is invalid.
MK:0008	CMCC	The recipient's region has poor reception, so the message cannot be received.

Error Code	Category	Description
MK:0009	CMCC	The recipient's mobile number is out of area: MWDSET
MK:0010	CMCC	The recipient's mobile number is temporarily unreachable.
MK:0011	CMCC	The recipient's mobile number is out of service, or the recipient's phone is powered off.
MK:0012	CMCC	The recipient's mobile number does not exist.
MK:0013	CMCC	The recipient's mobile number does not exist.
MK:0015	CMCC	The recipient's phone experiences a software issue when receiving the sent message; for example, after the phone is restarted, some software programs for processing messages have not been initialized, so messages cannot be processed normally at this time.
MK:0016	CMCC	The recipient's phone is invalid.
MK:0017	CMCC	The storage of the recipient's phone is full.
MK:0018	CMCC	The CMCC gateway is exceptional internally.
MK:0019	CMCC	MS does not support the SMS termination service.
MK:0020	CMCC	An internal carrier error occurs.
MK:0021	CMCC	An internal carrier error occurs.
MK:0022	CMCC	An internal carrier error occurs.
MK:0023	CMCC	An internal carrier error occurs.
MK:0024	CMCC	Message sending fails as the recipient's phone is powered off when the message is sent.
MK:0025	CMCC	The CMCC gateway is exceptional internally.
MK:0029	CMCC	The recipient's mobile number is temporarily unreachable.
MK:0030	CMCC	The CMCC gateway is exceptional internally.
MK:0031	CMCC	The CMCC gateway is exceptional internally.
MK:0032	CMCC	The CMCC gateway is exceptional internally.
MK:0033	CMCC	The CMCC gateway is exceptional internally.

Error Code	Category	Description
MK:0034	CMCC	The CMCC gateway is exceptional internally.
MK:0035	CMCC	The CMCC gateway is exceptional internally.
MK:0036	CMCC	An unknown error from MSC occurs.
MK:0037	CMCC	The CMCC gateway is exceptional internally.
MK:0038	CMCC	The carrier's gateway is exceptional.
MK:0040	CMCC	The CMCC gateway is exceptional internally.
MK:0041	CMCC	An internal carrier error occurs.
MK:0043	CMCC	The recipient's phone is powered off.
MK:0044	CMCC	The recipient's mobile number does not exist or is out of service, or the recipient's phone is powered off.
MK:0045	CMCC	An internal carrier error occurs.
MK:0046	CMCC	The CMCC gateway is exceptional internally.
MK:0051	CMCC	An internal carrier error occurs.
MK:0052	CMCC	The CMCC gateway is exceptional internally.
MK:0053	CMCC	An internal carrier error occurs.
MK:0054	CMCC	The CMCC gateway is exceptional internally.
MK:0055	CMCC	An internal carrier error occurs.
MK:0056	CMCC	An internal carrier error occurs.
MK:0057	CMCC	An internal carrier error occurs.
MK:0058	CMCC	The CMCC gateway is exceptional internally.
MK:0061	CMCC	The CMCC gateway is exceptional internally.
MK:0062	CMCC	The CMCC gateway is exceptional internally.
MK:0063	CMCC	An internal carrier error occurs.
MK:0065	CMCC	GIW response times out.

Error Code	Category	Description
MK:0066	CMCC	An internal carrier error occurs.
MK:0068	CMCC	An internal carrier error occurs.
MK:0069	CMCC	The CMCC gateway is exceptional internally.
MK:0075	CMCC	The recipient's mobile number does not exist or is out of service, or the recipient's phone is powered off.
MK:0077	CMCC	The CMCC gateway is exceptional internally.
MK:0078	CMCC	The CMCC gateway is exceptional internally.
MK:0079	CMCC	The recipient's phone has a storage exception. The recipient is recommended to clear the inbox.
MK:0084	CMCC	HLR returns an "unexpected response received" error.
MK:0088	CMCC	VMSC returns a "potential version mismatch" error.
MK:0090	CMCC	The recipient's mobile number is out of service or temporarily unreachable.
MK:93	CMCC	The message is blocked by the carrier as it hits a keyword.
MK:0098	CMCC	The recipient's phone is powered off.
MK:0099	CMCC	The carrier's gateway is exceptional.
MK:0115	CMCC	The recipient's mobile number does not exist or is out of service, or the recipient's phone is powered off.
MK:0118	CMCC	The message is blocked as it hits a keyword.
MK:0128	CMCC	The recipient's phone is invalid.
MK:0130	CMCC	The CMCC gateway is exceptional internally.
MK:0195	CMCC	The CMCC gateway is exceptional internally.
MK:0196	CMCC	The CMCC gateway is exceptional internally.
MK:0208	CMCC	The CMCC gateway is exceptional internally.
MK:0209	CMCC	The recipient's phone has a storage exception. The recipient is recommended to clear the inbox.

Error Code	Category	Description
MK:0210	CMCC	Message sending fails as the recipient's mobile number does not have the SMS feature activated.
MK:100C	CMCC	The recipient is on the carrier's blocklist.
MK:100D	CMCC	The recipient is on the carrier's blocklist.
MK:1002	CMCC	The carrier's gateway is exceptional.
MK:1007	CMCC	The carrier's gateway is exceptional.
MK:1009	CMCC	The recipient's phone has a reception exception.
MK:1010	CMCC	The recipient is on the carrier's blocklist.
ML:HMD	CMCC	The frequency limit is reached.
ML:MBLJ	CMCC	The recipient's phone has a reception exception.
ML:MYWG	CMCC	The recipient's mobile number is not a Chinese mainland number.
ML:SHLJ	CMCC	The message is blocked by the carrier's gateway.
MM:0000	CMCC	The recipient's phone is powered off.
MM:0064	CMCC	The recipient is on the blocklist.
MN:XXXX	CMCC	China Mobile error codes start with M, which are mostly caused by problems with the recipient's mobile phone/number; for example, the mobile number is out of service, out of area, or invalid, or the phone is powered off or has poor reception.
MN:0000	CMCC	The message is blocked as it hits a keyword.
MN00001	CMCC	An internal carrier error occurs.
MN:0001	CMCC	The recipient's mobile number does not exist or is out of service, or the recipient's phone is powered off.
MN:0009	CMCC	An internal carrier error occurs.
MN:0011	CMCC	The recipient's mobile number does not exist or is out of service, or the recipient's phone is powered off.
MN:0012	CMCC	The recipient's mobile number does not exist or is out of service, or the recipient's phone is powered off.

Error Code	Category	Description
MN:0013	CMCC	The recipient's mobile number does not exist or is out of service, or the recipient's phone is powered off.
MN0013	CMCC	The recipient's mobile number is out of service.
MN00013	CMCC	The recipient's phone has a cache exception.
MN:0017	CMCC	The message is rejected.
MN:0019	CMCC	An internal carrier error occurs.
MN:0020	CMCC	An internal CMCC gateway error occurs.
MN:0021	CMCC	The carrier's gateway is exceptional.
MN:0022	CMCC	The recipient's mobile number does not exist or is out of service, or the recipient's phone is powered off.
MN:0029	CMCC	An internal carrier error occurs.
MN:0036	CMCC	The recipient's mobile number is out of area.
MN:0041	CMCC	The recipient's phone is powered off or unreachable.
MN:0044	CMCC	The recipient's phone is powered off.
MN:0045	CMCC	The CMCC gateway is exceptional internally.
MN:0050	CMCC	The recipient's mobile number does not exist or is out of service, or the recipient's phone is powered off.
MN:0051	CMCC	The recipient's mobile number does not exist.
MN:0052	CMCC	An internal carrier error occurs.
MN:0053	CMCC	An internal carrier error occurs.
MN:0054	CMCC	The recipient's mobile number does not exist or is out of service, or the recipient's phone is powered off.
MN:0055	CMCC	An internal carrier error occurs.
MN:0056	CMCC	The recipient's mobile number does not exist or is out of service, or the recipient's phone is powered off.
MN:0059	CMCC	The recipient's mobile number is out of area.

Error Code	Category	Description
MN:0075	CMCC	An internal carrier error occurs.
MN:0084	CMCC	The recipient's phone is powered off.
MN:0090	CMCC	The recipient's phone is powered off.
MN:0098	CMCC	The CMCC gateway is exceptional internally.
MN:0099	CMCC	The message is rejected by the carrier manually.
MN:0174	CMCC	The message is blocked as it hits a keyword.
MN:0660	CMCC	The recipient's phone has a storage exception.
MN:0999	CMCC	The message is blocked as it hits a keyword.
MO:0008	CMCC	The message is blocked by the carrier as it hits a keyword.
MO:0013	CMCC	The recipient's mobile number does not exist.
MO:0016	CMCC	The carrier's gateway is exceptional.
MOBILE_	CMCC	The recipient's mobile number does not exist.
MOBLLE_	CMCC	The recipient is on the carrier's blocklist.
MS:1009	CMCC	The carrier's gateway is exceptional.
MT:9414	CMCC	The message is blocked by the carrier as it hits a keyword.
MUSTNOT	CMCC	The recipient's mobile number does not exist.
MX:0002	CMCC	Message submission to the upper-level channel fails.
MX:0011	CMCC	The message is blocked by the carrier's gateway.
NA:0001	CMCC	A mobile number range identification error occurs.
NONE	CMCC	The carrier's gateway is exceptional.
NOTITLE	CMCC	The message is blocked by the carrier as it hits a keyword (an unsubscription method must be added in marketing SMS messages).
NOROUTE	CMCC	Route finding fails.
NO_ROUT	CMCC	The recipient's mobile number does not exist.



Error Code	Category	Description
NR-FAIL	CMCC	The message is blocked by the carrier as it hits a keyword.
ODDL	CMCC	The carrier's frequency limit is reached.
OVER_SE	CMCC	The gateway restricts the sending time (7:00–21:00).
PARAMS	CMCC	The message is blocked by the carrier as it hits a keyword.
PARAMS_	CMCC	The recipient's mobile number does not exist.
PBLKP	CMCC	The message is blocked by the carrier as it hits a keyword.
PHONERR	CMCC	The recipient's mobile number does not exist.
R1:0010	CMCC	The carrier's gateway is exceptional.
REJRCT	CMCC	The message is blocked by the carrier as it hits a keyword.
ROUTERR	CMCC	The message is blocked by the carrier's gateway.
RTE_ERR	CMCC	The recipient's phone has a reception exception.
S:10000	CMCC	The carrier's gateway is exceptional.
S::8	CMCC	The CMCC gateway is exceptional internally.
S::13	CMCC	The message is blocked as it hits a keyword.
S::15	CMCC	The message hits a carrier keyword.
S::16	CMCC	The recipient's phone has a cache exception.
S::37	CMCC	The message is blocked by the carrier's gateway.
S::91	CMCC	The recipient is on the carrier's blocklist.
S::92	CMCC	The carrier's frequency limit is reached.
S::99	CMCC	The recipient's mobile number is out of service.
S::FAIL (S::FAILED)	CMCC	The carrier's gateway is exceptional.
S::TIME	CMCC	The carrier's gateway is exceptional.
SC:0003	CMCC	The recipient is on the carrier's blocklist.

Error Code	Category	Description
SC:0005	CMCC	The recipient is on the carrier's blocklist.
SC:0006	CMCC	The message hits a carrier keyword.
SC:0010	CMCC	The message is blocked by the carrier's gateway.
SC:0011	CMCC	The message is blocked by the carrier as it hits a keyword.
SC:0016	CMCC	The recipient is on the carrier's blocklist.
SD:0070	CMCC	The recipient's phone has a reception exception.
SENDERR	CMCC	The carrier's gateway is exceptional.
SIGNATU	CMCC	The province is not identified.
SINLIM	CMCC	The carrier's gateway is exceptional.
SINPER	CMCC	The carrier's frequency limit is reached.
SMGP001	CMCC	The message is blocked by the carrier as it hits a keyword.
SP_UNKN	CMCC	The recipient's mobile number does not exist.
STATE:2	CMCC	The recipient's phone has a reception exception.
TA:13	CMCC	The recipient's mobile number does not exist.
TA:169	CMCC	The recipient's mobile number does not exist.
TASNOOK	CMCC	The carrier's gateway is exceptional.
TC:0001	CMCC	The recipient's mobile number is on the blocklist.
TC:0007	CMCC	The message contains a sensitive word.
TD:88	CMCC	The recipient is on the carrier's blocklist.
TE:0008	CMCC	The recipient's mobile number is ported to another carrier.
TE:0009	CMCC	The message is blocked by the carrier as it hits a keyword.
TE:0011	CMCC	The message is blocked by the carrier as it hits a keyword.
TE:0012	CMCC	The recipient is on the carrier's blocklist.
TG:0013	CMCC	The recipient's mobile number does not exist.

Error Code	Category	Description
TE:0015	CMCC	The recipient is on the carrier's blocklist.
TE:0016	CMCC	The recipient's mobile number does not exist.
TREFUSE	CMCC	The message is blocked by the carrier as it hits a keyword.
TUIDING	CMCC	The recipient is on the carrier's blocklist.
UE:0003	CMCC	The recipient is on the carrier's blocklist.
UE:0010	CMCC	The recipient's mobile number does not exist or is out of service, or the recipient's phone is powered off.
UNDELIV	CMCC	The recipient's mobile number does not exist or is out of service, or the recipient's phone is powered off.
UNKNOWN	CMCC	The message status is unknown.
USER_RE	CMCC	The message is blocked by the carrier as it hits a keyword.
VALVE:D	CMCC	The carrier's frequency limit is reached.
VALVE:H	CMCC	The frequency limit is reached.
VALVE:M	CMCC	The frequency limit is reached.
WBLIST	CMCC	The recipient is on the carrier's blocklist.
XA:0138	CMCC	The recipient is on the carrier's blocklist.
XA:2040	CMCC	Cross-network sending is not supported.
XA:2112	CMCC	Cross-network sending is not supported.
XA:2138	CMCC	The recipient is on the carrier's blocklist.
XA:2139	CMCC	The recipient is on the carrier's blocklist.
XL:169	CMCC	The recipient's mobile number does not exist.
XREJECT	CMCC	The recipient's mobile number does not exist.
YF:031	CMCC	The recipient's phone has a reception exception.
YF:032	CMCC	The recipient is on the carrier's blocklist.
YF:0415	CMCC	The carrier's frequency limit is reached.

Error Code	Category	Description
YX:8007	CMCC	The message is blocked by the carrier's gateway.
ZN:0418	CMCC	The message is blocked by the carrier as it hits a keyword.
-201	UNICOM	The carrier's gateway is exceptional.
-103	UNICOM	The recipient is on the carrier's blocklist.
-99	UNICOM	The recipient is on the carrier's blocklist.
-74	UNICOM	An internal carrier error occurs.
-43	UNICOM	The storage of the recipient's phone is full.
-37	UNICOM	The recipient's phone is powered off.
-12	UNICOM	The recipient is on the carrier's blocklist.
-9	UNICOM	The message hits a carrier keyword.
-8	UNICOM	The carrier's gateway is exceptional.
-4	UNICOM	The recipient's phone has a reception exception.
-3	UNICOM	The carrier's gateway is exceptional.
-1	UNICOM	An internal carrier error occurs.
0.089583	UNICOM	The recipient's mobile number does not exist or is out of service, or the recipient's phone is powered off.
0.103472	UNICOM	The recipient's mobile number does not exist.
0.1208	UNICOM	The UNICOM gateway is exceptional internally.
0.1299	UNICOM	The recipient is on the carrier's blocklist.
0.150694444	UNICOM	The recipient is on the carrier's blocklist.
0.209722	UNICOM	The recipient's mobile number is out of service.
0000001	UNICOM	The recipient's mobile number does not exist.
0000002	UNICOM	The recipient's mobile number does not exist.
0000003	UNICOM	The recipient's mobile number is out of service.

Error Code	Category	Description
0000004	UNICOM	The carrier's gateway is exceptional.
0000005	UNICOM	The recipient's mobile number is out of service, or the recipient's phone is powered off.
0000008	UNICOM	The recipient's mobile number does not exist.
0000010	UNICOM	The recipient's phone has a reception exception.
0000011	UNICOM	The message is blocked by the carrier as it hits a keyword.
0000012	UNICOM	The recipient's mobile number does not exist.
0000015	UNICOM	The recipient's mobile number is out of service, or the recipient's phone is powered off.
0000017	UNICOM	The recipient's phone is powered off.
0000023	UNICOM	The recipient's mobile number is suspended.
0000024	UNICOM	The recipient's mobile number is out of service.
0000029	UNICOM	The recipient's phone is powered off.
0000030	UNICOM	The carrier's gateway is exceptional.
0000046	UNICOM	The recipient's mobile number does not exist.
0000048	UNICOM	The recipient's phone has a reception exception.
0000055	UNICOM	The carrier's gateway is exceptional.
0000056	UNICOM	The recipient's mobile number is out of service, or the recipient's phone is powered off.
0000072	UNICOM	The recipient's mobile number is out of service, or the recipient's phone is powered off.
0000074	UNICOM	The recipient's phone has a reception exception.
0000079	UNICOM	The recipient is on the carrier's blocklist.
0000086	UNICOM	The recipient is on the carrier's blocklist.
0000088	UNICOM	The recipient's mobile number is out of service, or the recipient's phone is powered off.

Error Code	Category	Description
0000089	UNICOM	The recipient's mobile number does not exist.
0000093	UNICOM	The recipient's mobile number is out of service.
0000097	UNICOM	The recipient is on the carrier's blocklist.
0000099	UNICOM	The recipient is on the carrier's blocklist.
1	UNICOM	The recipient's mobile number does not exist.
2	UNICOM	An internal carrier error occurs.
3	UNICOM	An internal carrier error occurs.
4	UNICOM	The recipient's phone is powered off.
5	UNICOM	The recipient's mobile number is out of service.
6	UNICOM	The carrier's gateway is exceptional.
8	UNICOM	The message length is incorrect.
9	UNICOM	The serial number is invalid (duplicate, incorrect format, etc.).
10	UNICOM	The Src_ID is incorrect; for example, the recipient's mobile number does not exist or is restricted or forwarded to the China Unicom secretary service, or the recipient's phone is powered off.
11	UNICOM	An internal carrier error occurs.
12	UNICOM	The billable address is incorrect; for example, the recipient's mobile number does not exist or is restricted or forwarded to the China Unicom secretary service, or the recipient's phone is powered off.
13	UNICOM	The service code is not assigned, and the corresponding declaration item cannot be found according to the access number and service code on the MT list.
14	UNICOM	An internal carrier error occurs.
15	UNICOM	The recipient's mobile number is out of area.
16	UNICOM	The recipient's mobile number does not exist.
17	UNICOM	An internal carrier error occurs.

Error Code	Category	Description
18	UNICOM	The recipient does not subscribe to the message.
19	UNICOM	The recipient does not subscribe to the message.
20	UNICOM	The recipient's mobile number is temporarily out of service.
21	UNICOM	An internal carrier error occurs.
22	UNICOM	An internal carrier error occurs.
23	UNICOM	An internal carrier error occurs.
24	UNICOM	The billable mobile number is invalid (out of service).
27	UNICOM	The recipient's phone does not support SMS.
29	UNICOM	The recipient's mobile number is incorrect.
31	UNICOM	The recipient's phone is invalid.
32	UNICOM	An internal carrier error occurs.
33	UNICOM	The recipient's mobile number does not exist.
34	UNICOM	The recipient is on the carrier's blocklist.
35	UNICOM	The carrier's gateway is exceptional.
36	UNICOM	The recipient's mobile number is out of service.
37	UNICOM	The recipient's phone has a reception exception.
38	UNICOM	The carrier's gateway is exceptional.
40	UNICOM	An internal carrier error occurs.
41	UNICOM	The carrier's gateway is exceptional.
43	UNICOM	The storage of the recipient's phone is full.
44	UNICOM	The recipient's phone does not have the SMS feature.
45	UNICOM	The recipient's mobile number is out of service.
46	UNICOM	Contact <a href="#">SMS Helper</a> for assistance.
48	UNICOM	An internal carrier error occurs.

Error Code	Category	Description
49	UNICOM	The carrier's gateway is exceptional.
50	UNICOM	The recipient's mobile number is out of service.
51	UNICOM	The recipient's phone is exceptional.
52	UNICOM	The recipient's phone does not have the SMS feature.
53	UNICOM	The recipient's phone is powered off.
54	UNICOM	The recipient's phone is powered off.
55	UNICOM	The recipient's mobile number is out of area.
56	UNICOM	The recipient's mobile number is out of service.
57	UNICOM	An internal carrier error occurs.
58	UNICOM	The recipient's phone has a reception exception.
59	UNICOM	An internal carrier error occurs.
61	UNICOM	The recipient's mobile number does not exist.
63	UNICOM	The recipient's mobile number is suspended.
64	UNICOM	The recipient's mobile number is out of area.
66	UNICOM	The carrier's gateway is exceptional.
67	UNICOM	The recipient's mobile number does not exist.
69	UNICOM	The recipient is on the blocklist.
70	UNICOM	The recipient's mobile number is out of area.
72	UNICOM	The recipient's mobile number in the 145 range does not exist.
73	UNICOM	An internal carrier error occurs.
75	UNICOM	The recipient's mobile number is restricted.
79	UNICOM	The storage of the recipient's phone is full.
83	UNICOM	The carrier's gateway is exceptional.



Error Code	Category	Description
85	UNICOM	The recipient's mobile number does not exist, or the recipient's phone is powered off.
86	UNICOM	The recipient's mobile number is out of area.
88	UNICOM	The recipient's mobile number is out of area.
89	UNICOM	The recipient's mobile number is out of area.
90	UNICOM	An internal carrier error occurs.
92	UNICOM	Contact <a href="#">SMS Helper</a> for assistance.
93	UNICOM	Monthly rent authentication fails as the recipient's mobile number is out of service or canceled.
95	UNICOM	Authentication fails as the recipient's mobile number does not exist or is canceled.
98	UNICOM	The recipient's mobile number is temporarily out of service.
99	UNICOM	The recipient's mobile number is temporarily out of service.
100	UNICOM	Contact <a href="#">SMS Helper</a> for assistance.
100:97	UNICOM	The recipient is on the carrier's blocklist.
101	UNICOM	The recipient's mobile number does not exist.
102	UNICOM	The recipient's mobile number is out of service.
103	UNICOM	Contact <a href="#">SMS Helper</a> for assistance.
104	UNICOM	An internal carrier error occurs.
105	UNICOM	The recipient's mobile number is out of service, suspended, or forbidden.
106	UNICOM	Authentication fails as the fees are invalid.
107	UNICOM	The UNICOM gateway is exceptional internally.
110	UNICOM	An internal carrier error occurs.
114	UNICOM	The carrier's gateway is exceptional.
116	UNICOM	An internal carrier error occurs.

Error Code	Category	Description
117	UNICOM	Contact <a href="#">SMS Helper</a> for assistance.
118	UNICOM	The recipient's phone does not have the SMS feature.
121	UNICOM	The carrier's gateway is exceptional.
122	UNICOM	The recipient's phone has a reception exception.
124	UNICOM	The recipient's phone is powered off, or the recipient's mobile number is suspended or forbidden.
141	UNICOM	The carrier's gateway is exceptional.
148	UNICOM	An internal carrier error occurs.
164	UNICOM	Contact <a href="#">SMS Helper</a> for assistance.
174	UNICOM	The carrier's gateway is exceptional.
181	UNICOM	The carrier's gateway is exceptional.
182	UNICOM	The recipient's mobile number is suspended.
193	UNICOM	The carrier's gateway is exceptional.
194	UNICOM	The recipient's phone has a reception exception.
210	UNICOM	The carrier's gateway is exceptional.
213	UNICOM	The recipient's mobile number is out of service, suspended, or forbidden.
219	UNICOM	The message cannot be received as the recipient's mobile number is out of service or temporarily unreachable, or the recipient's phone is powered off.
222	UNICOM	The message is blocked as it contains a sensitive word.
227	UNICOM	The carrier's gateway is exceptional.
230	UNICOM	The carrier's gateway is exceptional.
237	UNICOM	The recipient is on the blocklist.
239	UNICOM	The carrier's gateway is exceptional.
245	UNICOM	The recipient's mobile number does not exist.

Error Code	Category	Description
253	UNICOM	The recipient's phone has a reception exception.
254	UNICOM	The carrier's gateway is exceptional.
255	UNICOM	Contact <a href="#">SMS Helper</a> for assistance.
706	UNICOM	The recipient's mobile number does not exist.
43497	UNICOM	The recipient's mobile number does not exist, or the recipient is on the blocklist.
2-67	UNICOM	The message is blocked by the carrier.
2-68	UNICOM	The UNICOM gateway is exceptional internally.
2:01	UNICOM	The recipient's mobile number does not exist.
2:05	UNICOM	The recipient's phone is powered off.
2:3	UNICOM	The recipient's phone is powered off.
2:4	UNICOM	The recipient's mobile number is out of service, or the recipient's phone is powered off.
2:8	UNICOM	The recipient's phone has a reception exception.
2:10	UNICOM	The recipient's mobile number is out of service.
2:11	UNICOM	The recipient's phone has a reception exception.
2:12	UNICOM	The recipient's mobile number does not exist.
2:13	UNICOM	The recipient's mobile number is out of service.
2:15	UNICOM	The recipient's phone has a reception exception.
2:17	UNICOM	The recipient's phone has a cache exception.
2:18	UNICOM	The recipient's phone is powered off.
2:19	UNICOM	The recipient's mobile number does not exist.
2:20	UNICOM	The recipient's mobile number is out of service.
2:21	UNICOM	The recipient's mobile number does not exist.
2:22	UNICOM	The carrier's gateway is exceptional.

Error Code	Category	Description
2:23	UNICOM	The recipient's mobile number is out of service.
2:24	UNICOM	The recipient's phone has a reception exception.
2:36	UNICOM	The recipient's mobile number is out of service.
2:38	UNICOM	The recipient's phone has a reception exception.
2:40	UNICOM	The carrier's gateway is exceptional.
2:41	UNICOM	The recipient's phone has a reception exception.
2:44	UNICOM	The recipient's mobile number is suspended.
2:46	UNICOM	The recipient's mobile number does not exist.
2:53	UNICOM	The recipient's phone is powered off.
2:55	UNICOM	The recipient's phone has a reception exception.
2:56	UNICOM	The recipient's mobile number is out of service.
2:63	UNICOM	The recipient's mobile number is out of service.
2:86	UNICOM	The recipient's phone has a reception exception.
2:72	UNICOM	The recipient's phone has a reception exception.
2:75	UNICOM	The recipient's phone has a reception exception.
2:79	UNICOM	The recipient's phone has a storage exception.
2:83	UNICOM	The recipient's phone has a reception exception.
2:89	UNICOM	The recipient's mobile number does not exist.
2:93	UNICOM	The recipient's mobile number is out of service.
2:95	UNICOM	The carrier's gateway is exceptional.
2:98	UNICOM	The recipient's mobile number is out of service.
2:100	UNICOM	The recipient's phone has a reception exception.
2:182	UNICOM	The recipient's mobile number is out of service.
2:211	UNICOM	The carrier's gateway is exceptional.

Error Code	Category	Description
2:213	UNICOM	The recipient's mobile number is out of service.
2:242	UNICOM	The recipient's phone has a reception exception.
2:23000	UNICOM	The recipient's mobile number is out of service, or the recipient's phone is powered off.
2:24000	UNICOM	The recipient's mobile number is out of service.
2:50000	UNICOM	The recipient's mobile number does not exist.
100:23	UNICOM	The recipient's mobile number does not exist.
100:29	UNICOM	The recipient's mobile number is out of service, or the recipient's phone is powered off.
100:101	UNICOM	The recipient's mobile number does not exist.
BLACK	UNICOM	The recipient is on the carrier's blocklist.
BWLISTS	UNICOM	The recipient's mobile number does not exist.
CJ:0005	UNICOM	The recipient is on the carrier's blocklist.
CU:0020	UNICOM	The message is blocked by the carrier as it hits a keyword.
DB:0005	UNICOM	The recipient's phone is powered off.
DB00108	UNICOM	The carrier's gateway is exceptional.
DJ:0141	UNICOM	The recipient is on the carrier's blocklist.
DJ:0255	UNICOM	The message is blocked by the carrier as it hits a keyword.
E:DISPR	UNICOM	The recipient's mobile number does not exist.
E:ONSUB	UNICOM	The carrier's network fails.
ERR:000	UNICOM	The recipient's mobile number is out of service.
ERR:004	UNICOM	The message is blocked by the carrier as it hits a keyword.
ERR:005	UNICOM	The recipient's mobile number is out of service.
ERR:008	UNICOM	The recipient's phone is powered off.
ERR:010	UNICOM	The recipient's mobile number does not exist.

Error Code	Category	Description
ERR:012	UNICOM	The recipient's mobile number is out of service.
ERR:017	UNICOM	The recipient's mobile number is out of service.
ERR:032	UNICOM	The message is blocked by the carrier as it hits a keyword.
ERROR	UNICOM	The recipient is on the carrier's blocklist.
FAIL_BL	UNICOM	The recipient is on the carrier's blocklist.
FAIL_IN	UNICOM	The recipient's mobile number does not exist.
FAIL_MO	UNICOM	The recipient's phone is powered off.
FF:0001	UNICOM	The recipient's mobile number does not exist.
GB:0006	UNICOM	The recipient's mobile number does not exist.
GB:0015	UNICOM	The carrier's gateway is exceptional.
HONGZHA	UNICOM	The recipient is on the carrier's blocklist.
LT:0	UNICOM	Message sending succeeds.
LT:0000	UNICOM	The recipient's mobile number is suspended.
LT:0001	UNICOM	The recipient's mobile number does not exist.
LT:0002	UNICOM	A China Unicom failure occurs due to poor reception. If batch failures occur, the reason may be that the message contains a sensitive word. In this case, you need to confirm with the carrier.
LT:0003	UNICOM	The recipient's mobile number is invalid.
LT:0004	UNICOM	The recipient's mobile number is out of service.
LT:0005	UNICOM	The message is blocked by the gateway.
LT:0006	UNICOM	The message is blocked by the carrier's gateway.
LT:0008	UNICOM	The storage of the recipient's phone is full.
LT:0009	UNICOM	The recipient's mobile number is invalid.
LT:00-1	UNICOM	The message is blocked by the gateway.
LT:00-4	UNICOM	The recipient's phone has a reception exception.

Error Code	Category	Description
LT:00-9	UNICOM	The recipient's mobile number does not exist.
LT:0010	UNICOM	The recipient's mobile number does not exist.
LT:0011	UNICOM	The recipient's phone is powered off.
LT:0012	UNICOM	The recipient's mobile number does not exist.
LT:0013	UNICOM	The recipient's mobile number is out of service.
LT:0015	UNICOM	The message is blocked by the gateway.
LT:0016	UNICOM	The recipient's phone has a reception exception.
LT:0017	UNICOM	The message is blocked by the gateway.
LT:0020	UNICOM	The message is blocked by the gateway.
LT:0022	UNICOM	The message is blocked by the gateway.
LT:0023	UNICOM	The recipient's mobile number does not exist.
LT:0024	UNICOM	The recipient's phone is powered off.
LT:0027	UNICOM	The recipient's phone is powered off.
LT:0029	UNICOM	The recipient's phone is powered off.
LT:0031	UNICOM	The recipient's phone has a reception exception.
LT:0040	UNICOM	The recipient's mobile number does not exist.
LT:0044	UNICOM	The message is blocked by the gateway.
LT:0046	UNICOM	The message is blocked by the gateway.
LT:0048	UNICOM	Call fails.
LT:0050	UNICOM	The recipient's mobile number is temporarily unreachable.
LT:0051	UNICOM	The recipient's mobile number is temporarily unreachable.
LT:0052	UNICOM	The recipient's mobile number does not exist.
LT:0053	UNICOM	The recipient's mobile number is temporarily unreachable.
LT:0054	UNICOM	The recipient's phone is powered off.

Error Code	Category	Description
LT:0055	UNICOM	Inbound call is restricted.
LT:0057	UNICOM	The message is blocked by the gateway.
LT:0059	UNICOM	The recipient's phone is powered off.
LT:0061	UNICOM	The message is blocked.
LT:0069	UNICOM	A China Unicom failure occurs.
LT:0075	UNICOM	The recipient's mobile number does not exist.
LT:0079	UNICOM	The message is blocked by the gateway.
LT:0086	UNICOM	The message is blocked by the gateway.
LT:0089	UNICOM	The recipient's mobile number is invalid.
LT:0090	UNICOM	The message is blocked by the gateway.
LT:0092	UNICOM	The message is blocked by the gateway.
LT:0093	UNICOM	The message is blocked by the gateway.
LT:0098	UNICOM	The message is blocked by the gateway.
LT:0100	UNICOM	The recipient's mobile number does not exist.
LT:0104	UNICOM	The recipient's phone is invalid.
LT:0106	UNICOM	An internal UNICOM gateway error occurs.
LT:0117	UNICOM	The message is blocked by the gateway.
LT:0122	UNICOM	An internal UNICOM gateway error occurs.
LT:0-37	UNICOM	The recipient's mobile number does not exist.
LT:0-74	UNICOM	The recipient's mobile number is out of service.
LT:1	UNICOM	The recipient's mobile number is invalid.
LT:5	UNICOM	The recipient's phone has a reception exception.
LT:6	UNICOM	The recipient's phone is invalid.
LT:9	UNICOM	The recipient's phone is invalid.



Error Code	Category	Description
LT:11	UNICOM	Message sending fails as the recipient's mobile number is ported to another carrier.
LT:12	UNICOM	The recipient's phone is invalid.
LT:13	UNICOM	Call is forbidden.
LT:23	UNICOM	Message sending fails as the recipient's mobile number is ported to another carrier.
LT:27	UNICOM	An internal UNICOM gateway error occurs.
LT:31	UNICOM	The recipient's phone has a reception exception.
LT:32	UNICOM	The recipient's phone has a reception exception.
LT:34	UNICOM	The recipient's phone has a reception exception.
LT:35	UNICOM	The recipient's phone has a reception exception.
LT:36	UNICOM	The recipient's phone has a reception exception.
LT:52	UNICOM	The recipient's phone has a reception exception.
LT:61	UNICOM	An internal UNICOM gateway error occurs.
LT:67	UNICOM	The recipient is on the blocklist.
LT:86	UNICOM	The recipient is on the blocklist.
LT:90	UNICOM	The recipient's phone is faulty.
LT:91	UNICOM	The recipient's phone does not have the SMS feature.
LT:92	UNICOM	The storage of the recipient's phone is full.
LT:100	UNICOM	The recipient's phone has a reception exception.
LT:101	UNICOM	The recipient's phone is powered off.
LT:102	UNICOM	The recipient's phone has a reception exception.
LT:103	UNICOM	The recipient's mobile number does not exist.
LT:104	UNICOM	The recipient's mobile number is invalid.
LT:106	UNICOM	The recipient's phone has a reception exception.

Error Code	Category	Description
LT:107	UNICOM	The recipient's mobile number is invalid.
LT:110	UNICOM	An internal UNICOM gateway error occurs.
LT:111	UNICOM	An internal UNICOM gateway error occurs.
LT:112	UNICOM	An internal UNICOM gateway error occurs.
LT:113	UNICOM	An internal UNICOM gateway error occurs.
LT:114	UNICOM	An internal UNICOM gateway error occurs.
LT:115	UNICOM	An internal UNICOM gateway error occurs.
LT:116	UNICOM	An internal UNICOM gateway error occurs.
LT:117	UNICOM	An internal UNICOM gateway error occurs.
LT:118	UNICOM	An internal UNICOM gateway error occurs.
LT:119	UNICOM	An internal UNICOM gateway error occurs.
LT:120	UNICOM	An internal UNICOM gateway error occurs.
LT:121	UNICOM	An internal UNICOM gateway error occurs.
LT:122	UNICOM	An internal UNICOM gateway error occurs.
LT:181	UNICOM	An internal UNICOM gateway error occurs.
LT:182	UNICOM	The operation is forbidden.
LT:21	UNICOM	The recipient's phone does not have the SMS feature.
LT:215	UNICOM	An internal UNICOM gateway error occurs.
LT:217	UNICOM	An internal UNICOM gateway error occurs.
LT:218	UNICOM	The recipient's number is invalid.
LT:219	UNICOM	The recipient's number is invalid.
LT:220	UNICOM	The recipient's phone is powered off.
LT:221	UNICOM	An internal UNICOM gateway error occurs.
LT:222	UNICOM	An internal UNICOM gateway error occurs.

Error Code	Category	Description
LT:223	UNICOM	An internal UNICOM gateway error occurs.
LT:225	UNICOM	An internal UNICOM gateway error occurs.
LT:226	UNICOM	An internal UNICOM gateway error occurs.
LT:227	UNICOM	An internal UNICOM gateway error occurs.
LT:228	UNICOM	An internal UNICOM gateway error occurs.
LT:229	UNICOM	An internal UNICOM gateway error occurs.
LT:230	UNICOM	An internal UNICOM gateway error occurs.
LT:231	UNICOM	An internal UNICOM gateway error occurs.
LT:232	UNICOM	An internal UNICOM gateway error occurs.
LT:233	UNICOM	An internal UNICOM gateway error occurs.
LT:234	UNICOM	An internal UNICOM gateway error occurs.
LT:235	UNICOM	An internal UNICOM gateway error occurs.
LT:236	UNICOM	An internal UNICOM gateway error occurs.
LT:237	UNICOM	An internal UNICOM gateway error occurs.
LT:238	UNICOM	An internal UNICOM gateway error occurs.
LT:239	UNICOM	An internal UNICOM gateway error occurs.
LT:240	UNICOM	An internal UNICOM gateway error occurs.
LT:241	UNICOM	An internal UNICOM gateway error occurs.
LT:242	UNICOM	An internal UNICOM gateway error occurs.
LT:243	UNICOM	An internal UNICOM gateway error occurs.
LT:244	UNICOM	An internal UNICOM gateway error occurs.
LT:245	UNICOM	An internal UNICOM gateway error occurs.
LT:246	UNICOM	An internal UNICOM gateway error occurs.
LT:247	UNICOM	An internal UNICOM gateway error occurs.

Error Code	Category	Description
LT:248	UNICOM	An internal UNICOM gateway error occurs.
LT:249	UNICOM	An internal UNICOM gateway error occurs.
LT:250	UNICOM	An internal UNICOM gateway error occurs.
LT:251	UNICOM	An internal UNICOM gateway error occurs.
LT:252	UNICOM	An internal UNICOM gateway error occurs.
LT:253	UNICOM	An internal UNICOM gateway error occurs.
LT:254	UNICOM	An internal UNICOM gateway error occurs.
MA:0038	UNICOM	The carrier's frequency limit is reached.
MAXFREQ	UNICOM	The carrier's frequency limit is reached.
MC:000	UNICOM	The recipient's phone is powered off.
MK:-108	UNICOM	The recipient's mobile number does not exist or is out of service, or the recipient's phone is powered off.
MK:-74	UNICOM	The recipient's mobile number does not exist or is out of service, or the recipient's phone is powered off.
MK:-43	UNICOM	The recipient's phone has a reception exception.
MK:-37	UNICOM	The recipient's mobile number does not exist or is out of service, or the recipient's phone is powered off.
MK:-9	UNICOM	The recipient's mobile number does not exist or is out of service, or the recipient's phone is powered off.
MK:	UNICOM	The carrier's gateway is exceptional.
MK:1	UNICOM	The recipient's mobile number is out of service.
MK:2	UNICOM	The recipient's phone has a reception exception.
MK:3	UNICOM	The recipient's mobile number does not exist or is out of service, or the recipient's phone is powered off.
MK:5	UNICOM	The recipient's mobile number does not exist or is out of service, or the recipient's phone is powered off.

Error Code	Category	Description
MK:7	UNICOM	The recipient's phone has a reception exception.
MK:8	UNICOM	The recipient's phone has a reception exception.
MK:9	UNICOM	The recipient's mobile number is out of service.
MK:10	UNICOM	The recipient's phone has a reception exception.
MK:11	UNICOM	The recipient's phone has a reception exception.
MK:12	UNICOM	The recipient's phone has a reception exception.
MK:13	UNICOM	The recipient's phone has a reception exception.
MK:15	UNICOM	The recipient's mobile number does not exist or is out of service, or the recipient's phone is powered off.
MK:17	UNICOM	The recipient's phone has a reception exception.
MK:19	UNICOM	The recipient's phone has a reception exception.
MK:20	UNICOM	The recipient's mobile number does not exist or is out of service, or the recipient's phone is powered off.
MK:21	UNICOM	The recipient's mobile number does not exist or is out of service, or the recipient's phone is powered off.
MK:23	UNICOM	The recipient's mobile number does not exist or is out of service, or the recipient's phone is powered off.
MK:24	UNICOM	The recipient's mobile number does not have the SMS feature enabled.
MK:25	UNICOM	The recipient's mobile number does not exist or is out of service, or the recipient's phone is powered off.
MK:27	UNICOM	The recipient's mobile number does not exist or is out of service, or the recipient's phone is powered off.
MK:29	UNICOM	The recipient's phone has a reception exception.
MK:44	UNICOM	The recipient's phone has a reception exception.
MK:53	UNICOM	The recipient's phone has a reception exception.
MK:54	UNICOM	The recipient's phone has a reception exception.

Error Code	Category	Description
MK:55	UNICOM	The recipient's mobile number does not exist or is out of service, or the recipient's phone is powered off.
MK:56	UNICOM	The recipient's phone has a reception exception.
MK:57	UNICOM	The recipient's mobile number does not exist or is out of service, or the recipient's phone is powered off.
MK:63	UNICOM	The recipient's phone has a reception exception.
MK:75	UNICOM	The recipient's mobile number does not exist or is out of service, or the recipient's phone is powered off.
MK:90	UNICOM	The recipient's phone has a reception exception.
MK:92	UNICOM	The recipient's phone has a reception exception.
MK:100	UNICOM	The recipient's phone has a reception exception.
MK:122	UNICOM	The recipient's mobile number does not exist or is out of service, or the recipient's phone is powered off.
MK:1000	UNICOM	The recipient's phone has a reception exception.
MN:0082	UNICOM	The recipient's mobile number is suspended.
MO:0001	UNICOM	The recipient's mobile number does not exist.
MO:0032	UNICOM	The carrier's gateway is exceptional.
MO:0254	UNICOM	The carrier's gateway is exceptional.
MO:0084	UNICOM	The recipient is on the carrier's blocklist.
MO:0086	UNICOM	The carrier's frequency limit is reached.
MO:0094	UNICOM	The recipient's phone is powered off.
MO:0247	UNICOM	The carrier's gateway is exceptional.
MS:0005	UNICOM	The recipient's mobile number does not exist.
MS:1005	UNICOM	The recipient's mobile number does not exist.
MS:1007	UNICOM	The recipient's mobile number is out of service, or the recipient's phone has a reception exception.

Error Code	Category	Description
MX:0001	UNICOM	The message is blocked by the carrier as it hits a keyword.
MX:0004	UNICOM	The recipient is on the carrier's blocklist.
MX:0005	UNICOM	The carrier's gateway is exceptional.
MX:0006	UNICOM	The message is blocked by the carrier as it hits a keyword.
MX:0007	UNICOM	The recipient is on the carrier's blocklist.
MX:0008	UNICOM	The message is blocked by the carrier as it hits a keyword.
MX:0009	UNICOM	The recipient is on the carrier's blocklist.
MX:0010	UNICOM	The recipient's mobile number does not exist.
MX:0013	UNICOM	The recipient is on the carrier's blocklist.
QM_FAIL	UNICOM	The message is blocked by the carrier's gateway.
R:00002	UNICOM	The recipient's phone is powered off.
R:00003	UNICOM	The recipient's mobile number does not exist.
R:00004	UNICOM	The recipient's mobile number does not exist.
R:00009	UNICOM	The recipient's phone is powered off.
R:00014	UNICOM	The recipient's mobile number does not exist.
R:00017	UNICOM	The recipient's phone is powered off.
R:00018	UNICOM	The recipient's phone has a reception exception.
R:00019	UNICOM	The recipient's phone is powered off.
R:00020	UNICOM	The recipient's phone is powered off.
R:00022	UNICOM	The recipient's phone is powered off.
R:00027	UNICOM	The recipient's phone is powered off.
R:00029	UNICOM	The recipient's mobile number does not exist.
R:00033	UNICOM	The recipient's mobile number does not exist.
R:00035	UNICOM	The recipient's phone is powered off.

Error Code	Category	Description
R:00036	UNICOM	The frequency limit is reached.
R:00041	UNICOM	The recipient's phone is powered off.
R:00044	UNICOM	The recipient's phone is powered off.
R:00045	UNICOM	The recipient's phone is powered off.
R:00048	UNICOM	The recipient's phone is powered off.
R:00050	UNICOM	The recipient's phone is powered off.
R:00051	UNICOM	The recipient's phone is powered off.
R:00053	UNICOM	The recipient's phone is powered off.
R:00054	UNICOM	The recipient's phone is powered off.
R:00055	UNICOM	The recipient's phone is powered off.
R:00057	UNICOM	The recipient's phone is powered off.
R:00058	UNICOM	The recipient's phone is powered off.
R:00059	UNICOM	The recipient's phone is powered off.
R:00064	UNICOM	The recipient's phone is powered off.
R:00067	UNICOM	The recipient's phone is powered off.
R:00068	UNICOM	The recipient's phone is powered off.
R:00069	UNICOM	The recipient's phone is powered off.
R:00070	UNICOM	The recipient's phone is powered off.
R:00072	UNICOM	The recipient's phone is powered off.
R:00073	UNICOM	The recipient's phone is powered off.
R:00075	UNICOM	The recipient's phone is powered off.
R:00079	UNICOM	The recipient's phone is powered off.
R:00083	UNICOM	The recipient's phone is powered off.
R:00085	UNICOM	The recipient's phone is powered off.



Error Code	Category	Description
R:00086	UNICOM	The recipient's phone is powered off.
R:00088	UNICOM	The recipient's phone is powered off.
R:00089	UNICOM	The recipient's phone is powered off.
R:00090	UNICOM	The recipient's phone has a reception exception.
R:00092	UNICOM	The recipient's phone is powered off.
R:00093	UNICOM	The recipient's phone is powered off.
R:00096	UNICOM	The recipient's phone is powered off.
R:00098	UNICOM	The recipient's phone is powered off.
R:00099	UNICOM	The recipient's phone is powered off.
R:00106	UNICOM	The recipient's phone is powered off.
R:00124	UNICOM	The recipient's phone is powered off.
R:00181	UNICOM	The recipient's phone is powered off.
R:00182	UNICOM	The recipient's mobile number is out of service.
R:00210	UNICOM	The recipient's phone is powered off.
R:00230	UNICOM	The recipient's phone is powered off.
R:00242	UNICOM	The recipient's mobile number does not exist.
R:00245	UNICOM	The recipient's phone is powered off.
R:00253	UNICOM	The recipient's phone is powered off.
R:00254	UNICOM	The recipient's phone is powered off.
R:00605	UNICOM	The recipient's phone is powered off.
R:00612	UNICOM	The recipient's phone is powered off.
R:00613	UNICOM	The recipient's phone is powered off.
R:00614	UNICOM	The recipient's phone is powered off.
R:00615	UNICOM	The recipient's phone is powered off.

Error Code	Category	Description
R:00616	UNICOM	The carrier's gateway is exceptional.
R:00617	UNICOM	The recipient's phone is powered off.
R:00619	UNICOM	The recipient's phone is powered off.
R:00627	UNICOM	The recipient's phone is powered off.
R:00634	UNICOM	The recipient's phone is powered off.
R:00636	UNICOM	The recipient's phone is powered off.
R:00640	UNICOM	The recipient's mobile number does not exist.
R:00650	UNICOM	The recipient's phone is powered off.
R:00680	UNICOM	The recipient's phone is powered off.
R:00701	UNICOM	The recipient's mobile number does not exist.
R:00702	UNICOM	The recipient's phone is powered off.
R:00704	UNICOM	The recipient's phone is powered off.
R:00705	UNICOM	The recipient's mobile number is out of service.
R:00706	UNICOM	The recipient's phone is powered off.
R:00707	UNICOM	The recipient's phone is powered off.
R:00708	UNICOM	The recipient's phone is powered off.
R:00711	UNICOM	The recipient's phone is powered off.
R:00713	UNICOM	The recipient's phone is powered off.
R:00714	UNICOM	The recipient's phone is powered off.
R:00718	UNICOM	The recipient's phone is powered off.
R:00721	UNICOM	The recipient's phone is powered off.
R:00726	UNICOM	The recipient's phone is powered off.
R:00760	UNICOM	The recipient's phone is powered off.
R:00761	UNICOM	The recipient's phone is powered off.

Error Code	Category	Description
R:00762	UNICOM	The recipient's phone is powered off.
R:00763	UNICOM	The recipient's phone is powered off.
R:00764	UNICOM	The recipient's phone is powered off.
R:00765	UNICOM	The recipient's phone is powered off.
R:00771	UNICOM	The recipient's phone is powered off.
R:00779	UNICOM	The recipient's phone is powered off.
R:00801	UNICOM	The recipient's mobile number does not exist.
R:00802	UNICOM	The recipient's phone is powered off.
R:00814	UNICOM	The recipient's phone is powered off.
R:00815	UNICOM	The recipient's phone is powered off.
R:00817	UNICOM	The recipient's phone is powered off.
R:00827	UNICOM	The recipient's phone is powered off.
R:00869	UNICOM	The recipient's mobile number does not exist.
R:00875	UNICOM	The recipient's phone is powered off.
R:00899	UNICOM	The recipient's phone is powered off.
R:00980	UNICOM	The recipient's phone is powered off.
R:00999	UNICOM	The frequency limit is reached.
R:04300	UNICOM	The recipient's mobile number is out of service.
R:04414	UNICOM	The recipient's mobile number does not exist.
R:04442	UNICOM	The recipient's phone is powered off.
R:04701	UNICOM	The recipient's mobile number does not exist.
R1:0013	UNICOM	The recipient's mobile number does not exist.
R1:0043	UNICOM	The recipient's mobile number does not exist.
R1:1011	UNICOM	The recipient's mobile number does not exist.

Error Code	Category	Description
R2:0010	UNICOM	The carrier's gateway is exceptional.
R2:0011	UNICOM	The carrier's gateway is exceptional.
S::19	UNICOM	The recipient's phone is powered off.
S::9	UNICOM	The recipient's mobile number does not exist or is out of service, or the recipient's phone is powered off.
S::6	UNICOM	Message sending fails as the recipient's mobile number is ported to another carrier.
S::1	UNICOM	The recipient's mobile number does not exist.
S::9	UNICOM	The message is blocked by the carrier as it hits a keyword.
S::43	UNICOM	The carrier's gateway is exceptional.
SGIP:-74	UNICOM	The recipient's mobile number is out of service.
SGIP:-37	UNICOM	The recipient's phone is powered off.
SGIP:0	UNICOM	The recipient's phone has a reception exception.
SGIP:1	UNICOM	The recipient's mobile number does not exist.
SGIP:2	UNICOM	The recipient's phone has a reception exception.
SGIP:3	UNICOM	The recipient's phone has a reception exception.
SGIP:4	UNICOM	The recipient's mobile number is out of service, or the recipient's phone is powered off.
SGIP:5	UNICOM	The recipient's mobile number is out of service.
SGIP:7	UNICOM	The recipient's phone has a reception exception.
SGIP:8	UNICOM	The recipient's mobile number does not exist.
SGIP:9	UNICOM	The carrier's gateway is exceptional.
SGIP:11	UNICOM	The recipient's mobile number is out of service.
SGIP:12	UNICOM	The recipient's mobile number does not exist.
SGIP:13	UNICOM	The recipient's mobile number is out of service.

Error Code	Category	Description
SGIP:15	UNICOM	The recipient's mobile number is out of service, or the recipient's phone is powered off.
SGIP:24	UNICOM	The recipient's mobile number is out of service, or the recipient's phone is powered off.
SGIP:27	UNICOM	The recipient's phone has a reception exception.
SGIP:29	UNICOM	The recipient's mobile number does not exist.
SGIP:51	UNICOM	The recipient's phone has a reception exception.
SGIP:54	UNICOM	The recipient's phone has a reception exception.
SGIP:57	UNICOM	The carrier's gateway is exceptional.
SGIP:75	UNICOM	The recipient's mobile number does not exist or is out of service, or the recipient's phone is powered off.
SGIP:81	UNICOM	The carrier's gateway is exceptional.
SGIP:82	UNICOM	The carrier's gateway is exceptional.
SGIP:83	UNICOM	The frequency limit is reached.
SGIP:84	UNICOM	The carrier's gateway is exceptional.
SGIP:85	UNICOM	The carrier's gateway is exceptional.
SGIP:86	UNICOM	The carrier's gateway is exceptional.
SGIP:87	UNICOM	The carrier's gateway is exceptional.
SGIP:88	UNICOM	The carrier's gateway is exceptional.
SGIP:89	UNICOM	The carrier's gateway is exceptional.
SGIP:90	UNICOM	The message is blocked by the carrier.
SGIP:91	UNICOM	The carrier's gateway is exceptional.
SGIP:92	UNICOM	The carrier's gateway is exceptional.
SGIP:93	UNICOM	The carrier's gateway is exceptional.
SGIP:94	UNICOM	The carrier's gateway is exceptional.

Error Code	Category	Description
SGIP:98	UNICOM	The recipient's mobile number is out of service.
SGIP:100	UNICOM	The recipient's mobile number does not exist or is out of service.
SK:8210	UNICOM	The recipient's mobile number is exceptional as it is ported to another carrier.
SME-9	UNICOM	The recipient's mobile number does not exist.
TE:0013	UNICOM	The recipient is on the carrier's blocklist.
U:-108	UNICOM	The recipient's mobile number is out of service.
U:-75	UNICOM	The carrier's frequency limit is reached.
U:-74	UNICOM	The recipient's mobile number is suspended.
U:-37	UNICOM	The recipient's phone is powered off.
U:-17	UNICOM	The recipient's phone is powered off.
U:1	UNICOM	The recipient's mobile number does not exist.
U:2	UNICOM	The carrier's gateway is exceptional.
U:3	UNICOM	The carrier's gateway is exceptional.
U:4	UNICOM	The recipient's phone is powered off.
U:5	UNICOM	The recipient's mobile number is out of service.
U:7	UNICOM	The carrier's gateway is exceptional.
U:8	UNICOM	The message length exceeds the limit.
U:9	UNICOM	The recipient's mobile number does not exist.
U:10	UNICOM	The recipient's mobile number does not exist.
U:11	UNICOM	The carrier's gateway is exceptional.
U:12	UNICOM	The carrier's gateway is exceptional.
U:13	UNICOM	The carrier's gateway is exceptional.
U:15	UNICOM	The recipient's phone has a reception exception.

Error Code	Category	Description
U:17	UNICOM	The carrier's gateway is exceptional.
U:18	UNICOM	The carrier's gateway is exceptional.
U:20	UNICOM	The recipient's mobile number is out of service.
U:22	UNICOM	The carrier's gateway is exceptional.
U:23	UNICOM	The carrier's gateway is exceptional.
U:24	UNICOM	The recipient's mobile number does not exist.
U:29	UNICOM	The recipient's mobile number does not exist.
U:31	UNICOM	The recipient's phone has a reception exception.
U:36	UNICOM	The recipient's mobile number is out of service.
U:40	UNICOM	The carrier's gateway is exceptional.
U:44	UNICOM	The recipient's mobile number is suspended.
U:48	UNICOM	The carrier's gateway is exceptional.
U:51	UNICOM	The recipient's phone is powered off.
U:53	UNICOM	The recipient's phone is powered off.
U:54	UNICOM	The recipient's phone is powered off.
U:58	UNICOM	The recipient's phone has a storage exception.
U:59	UNICOM	The carrier's gateway is exceptional.
U:69	UNICOM	The recipient is on the carrier's blocklist.
U:75	UNICOM	The carrier's frequency limit is reached.
U:76	UNICOM	The carrier's gateway is exceptional.
U:98	UNICOM	The recipient's mobile number is out of service.
U:100	UNICOM	The carrier's gateway is exceptional.
U:115	UNICOM	The carrier's gateway is exceptional.
U:122	UNICOM	The carrier's gateway is exceptional.

Error Code	Category	Description
U2:-108	UNICOM	The recipient's mobile number does not exist or is out of service, or the recipient's phone is powered off.
U2:-82	UNICOM	The recipient's phone is powered off.
U2:-75	UNICOM	The recipient's phone has a reception exception.
U2:-74	UNICOM	The recipient's mobile number is out of service.
U2:-62	UNICOM	The recipient's mobile number is out of service.
U2:-37	UNICOM	The recipient's mobile number is suspended.
U2:-29	UNICOM	The recipient's phone has a reception exception.
U2:-26	UNICOM	The recipient's phone is powered off.
U2:-19	UNICOM	The recipient is on the blocklist.
U2:-17	UNICOM	The recipient's phone is powered off.
U2:-9	UNICOM	The recipient's mobile number does not exist.
U2:-2	UNICOM	The recipient's mobile number is out of service, or the recipient's phone is powered off.
U2:-3	UNICOM	The recipient's phone is powered off.
U2:1	UNICOM	The recipient's mobile number does not exist.
U2:2	UNICOM	The UNICOM gateway is exceptional internally.
U2:3	UNICOM	The UNICOM gateway is exceptional internally.
U2:4	UNICOM	The recipient's phone is powered off.
U2:5	UNICOM	The recipient's mobile number is out of service.
U2:6	UNICOM	The recipient is on the carrier's blocklist.
U2:7	UNICOM	Message sending exceeds the limit.
U2:8	UNICOM	The message length exceeds the limit.
U2:9	UNICOM	The recipient's phone has a reception exception.
U2:10	UNICOM	The recipient's mobile number does not exist.



Error Code	Category	Description
U2:11	UNICOM	The UNICOM gateway is exceptional internally.
U2:12	UNICOM	The UNICOM gateway is exceptional internally.
U2:13	UNICOM	The UNICOM gateway is exceptional internally.
U2:15	UNICOM	The recipient's mobile number is out of area.
U2:16	UNICOM	The recipient is on the carrier's blocklist.
U2:17	UNICOM	The UNICOM gateway is exceptional internally.
U2:18	UNICOM	The recipient's phone is powered off.
U2:20	UNICOM	The recipient's mobile number is out of service.
U2:21	UNICOM	The recipient's mobile number is out of service.
U2:22	UNICOM	The UNICOM gateway is exceptional internally.
U2:23	UNICOM	The UNICOM gateway is exceptional internally.
U2:24	UNICOM	The recipient's mobile number does not exist.
U2:27	UNICOM	The recipient's phone is powered off.
U2:29	UNICOM	The recipient's mobile number does not exist.
U2:30	UNICOM	The carrier's gateway is exceptional.
U2:31	UNICOM	The recipient's phone is exceptional.
U2:32	UNICOM	The carrier's gateway is exceptional.
U2:35	UNICOM	The recipient's mobile number is out of service.
U2:36	UNICOM	The recipient's mobile number is out of service.
U2:38	UNICOM	The carrier's gateway is exceptional.
U2:40	UNICOM	The carrier's gateway is exceptional.
U2:43	UNICOM	The recipient's mobile number is out of service.
U2:44	UNICOM	The recipient's phone has a reception exception.
U2:45	UNICOM	The recipient's mobile number is out of service.

Error Code	Category	Description
U2:46	UNICOM	The recipient's phone has a reception exception.
U2:48	UNICOM	The recipient's mobile number does not exist.
U2:50	UNICOM	The recipient's mobile number is out of service.
U2:51	UNICOM	The UNICOM gateway is exceptional internally.
U2:52	UNICOM	The recipient's phone does not have the SMS feature.
U2:53	UNICOM	The recipient's phone is powered off.
U2:54	UNICOM	The recipient's phone is powered off.
U2:55	UNICOM	The recipient's mobile number is out of area.
U2:56	UNICOM	The recipient's phone is powered off.
U2:57	UNICOM	The UNICOM gateway is exceptional internally.
U2:58	UNICOM	The recipient's phone is exceptional.
U2:59	UNICOM	The UNICOM gateway is exceptional internally.
U2:61	UNICOM	The recipient's mobile number does not exist, or the recipient's phone is powered off.
U2:63	UNICOM	The carrier's gateway is exceptional.
U2:66	UNICOM	The recipient's phone has a storage exception.
U2:67	UNICOM	The recipient's mobile number does not exist.
U2:69	UNICOM	The recipient is on the carrier's blocklist.
U2:72	UNICOM	The recipient's mobile number does not exist.
U2:73	UNICOM	The carrier's gateway is exceptional.
U2:74	UNICOM	The recipient's phone is powered off.
U2:75	UNICOM	The carrier's frequency limit is reached.
U2:79	UNICOM	The recipient's mobile number is exceptional.
U2:80	UNICOM	The recipient's phone is powered off.

Error Code	Category	Description
U2:83	UNICOM	The carrier's gateway is exceptional.
U2:86	UNICOM	The recipient's phone has a cache exception.
U2:88	UNICOM	The recipient's phone has a reception exception.
U2:89	UNICOM	The recipient's phone has a reception exception.
U2:90	UNICOM	The carrier's gateway is exceptional.
U2:92	UNICOM	The recipient's phone has a cache exception.
U2:93	UNICOM	The carrier's gateway is exceptional.
U2:95	UNICOM	The carrier's gateway is exceptional.
U2:98	UNICOM	The recipient's mobile number is out of service.
U2:99	UNICOM	The recipient's mobile number is out of service.
U2:100	UNICOM	The UNICOM gateway is exceptional internally.
U2:106	UNICOM	The recipient's mobile number is out of service.
U2:115	UNICOM	The carrier's gateway is exceptional.
U2:116	UNICOM	The recipient's phone has a reception exception.
U2:117	UNICOM	The carrier's gateway is exceptional.
U2:121	UNICOM	The recipient's phone has a reception exception.
U2:122	UNICOM	The recipient's phone is exceptional.
U2:182	UNICOM	The recipient's mobile number is out of service.
U2:247	UNICOM	The recipient's mobile number is out of service.
U2:252	UNICOM	The carrier's gateway is exceptional.
W-BLACK	UNICOM	The recipient is on the carrier's blocklist.
XY:0000	UNICOM	The recipient is on the carrier's blocklist.
006	TELECOM	The message is blocked by the carrier as it hits a keyword.
010	TELECOM	The recipient's phone has a reception exception.

Error Code	Category	Description
13-19	TELECOM	The carrier's gateway is exceptional.
23-29	TELECOM	The carrier's gateway is exceptional.
112-116	TELECOM	The carrier's gateway is exceptional.
128-255	TELECOM	The carrier's gateway is exceptional.
650(660\99	TELECOM	The frequency limit is reached.
702	TELECOM	The recipient's mobile number is out of service.
705	TELECOM	The recipient's mobile number is suspended.
708	TELECOM	The recipient's mobile number does not exist or is out of service, or the recipient's phone is powered off.
711	TELECOM	The recipient's mobile number does not exist or is out of service, or the recipient's phone is powered off.
712	TELECOM	The carrier's gateway is exceptional.
713	TELECOM	The message is blocked by the carrier as it hits a keyword.
714	TELECOM	The recipient's mobile number is out of service, or the recipient's phone is powered off.
716	TELECOM	The recipient's mobile number does not exist or is out of service, or the recipient's phone is powered off.
717	TELECOM	The recipient's phone has a reception exception.
718	TELECOM	The recipient's phone has a reception exception.
726	TELECOM	The recipient's mobile number does not exist or is out of service, or the recipient's phone is powered off.
731	TELECOM	The recipient's mobile number does not exist or is out of service, or the recipient's phone is powered off.
760	TELECOM	The recipient's mobile number does not exist or is out of service, or the recipient's phone is powered off.
762	TELECOM	The recipient's mobile number does not exist or is out of service, or the recipient's phone is powered off.

Error Code	Category	Description
771	TELECOM	The recipient's mobile number does not exist or is out of service, or the recipient's phone is powered off.
779	TELECOM	The recipient's mobile number does not exist or is out of service, or the recipient's phone is powered off.
999	TELECOM	The recipient's phone has a reception exception.
1000	TELECOM	The carrier's gateway is exceptional.
1107	TELECOM	The carrier's gateway is exceptional.
1509949	TELECOM	The recipient's phone is powered off.
ACCEPTD	TELECOM	The message has been received by the recipient.
BLACKMB	TELECOM	The recipient is on the carrier's blocklist.
BLACKWD	TELECOM	The recipient is on the carrier's blocklist.
BWLISTSS163S	TELECOM	The recipient is on the carrier's blocklist.
DB:0612	TELECOM	The recipient's mobile number does not exist or is out of service, or the recipient's phone is powered off.
DB:0613	TELECOM	The recipient's mobile number does not exist or is out of service, or the recipient's phone is powered off.
DB:0614	TELECOM	The recipient's mobile number does not exist or is out of service, or the recipient's phone is powered off.
DB:0615	TELECOM	The recipient's mobile number does not exist or is out of service, or the recipient's phone is powered off.
DB:0618	TELECOM	The recipient's mobile number does not exist or is out of service, or the recipient's phone is powered off.
DB:0620	TELECOM	The recipient's phone has a reception exception.
DB:0622	TELECOM	The carrier's gateway is exceptional.
DB:0627	TELECOM	The carrier's gateway is exceptional.
DB:0636	TELECOM	The recipient's mobile number does not exist or is out of service, or the recipient's phone is powered off.

Error Code	Category	Description
DB:0640	TELECOM	The recipient's mobile number does not exist.
DB:0650	TELECOM	The recipient's mobile number does not exist or is out of service, or the recipient's phone is powered off.
DB:0899	TELECOM	The recipient's mobile number does not exist or is out of service, or the recipient's phone is powered off.
DB:0999	TELECOM	The recipient's phone has a reception exception.
DB:1037	TELECOM	The recipient's mobile number does not exist or is out of service, or the recipient's phone is powered off.
DELIVER	TELECOM	The recipient's mobile number does not exist.
E:ODSL	TELECOM	The carrier's frequency limit is reached.
ERR:601	TELECOM	The recipient's mobile number is out of service.
ERR:602	TELECOM	The recipient's phone is powered off.
ERR:612	TELECOM	The message is blocked by the carrier as it hits a keyword.
ERR:613	TELECOM	The recipient's mobile number does not exist.
ERR:615	TELECOM	The recipient's phone is powered off.
ERR:617	TELECOM	The recipient's phone has a reception exception.
ERR:618	TELECOM	The recipient's phone has a reception exception.
ERR:627	TELECOM	The recipient's phone has a reception exception.
ERR:640	TELECOM	The recipient's mobile number does not exist.
ERR:660	TELECOM	The recipient's phone has a reception exception.
EXPIRED_76	TELECOM	The recipient's mobile number is suspended.
EXPIREDS001S	TELECOM	The recipient's phone has a cache exception.
EXPIREDS010S	TELECOM	The recipient's phone is powered off.
EXPIREDS601S	TELECOM	The recipient's mobile number is out of service.
EXPIREDS602S	TELECOM	The recipient's phone is powered off.

Error Code	Category	Description
EXPIREDS608S	TELECOM	The recipient's phone is powered off.
EXPIREDS612S	TELECOM	The recipient's phone has a reception exception.
EXPIREDS613S	TELECOM	The recipient's phone has a reception exception.
EXPIREDS614S	TELECOM	The recipient's phone has a reception exception.
EXPIREDS615S	TELECOM	The recipient's phone has a reception exception.
EXPIREDS616S	TELECOM	The recipient's phone has a reception exception.
EXPIREDS617S	TELECOM	The recipient's phone has a reception exception.
EXPIREDS618S	TELECOM	The recipient's phone has a reception exception.
EXPIREDS619S	TELECOM	The recipient's phone has a reception exception.
EXPIREDS622S	TELECOM	The recipient's phone has a reception exception.
EXPIREDS636S	TELECOM	The recipient's phone has a reception exception.
EXPIREDS640S	TELECOM	The recipient's mobile number does not exist.
EXPIREDS650S	TELECOM	The recipient's phone has a reception exception.
EXPIREDS660S	TELECOM	The recipient's phone is powered off.
EXPIREDS702S	TELECOM	The recipient's phone is powered off.
EXPIREDS705S	TELECOM	The recipient's mobile number is out of service.
EXPIREDS711S	TELECOM	The recipient's mobile number does not exist.
EXPIREDS712S	TELECOM	The recipient's phone has a reception exception.
EXPIREDS713S	TELECOM	The recipient's phone has a storage exception.
EXPIREDS714S	TELECOM	No acknowledgment information is received. The recipient is recommended to clear the phone cache.
EXPIREDS716S	TELECOM	The recipient's phone has a reception exception.
EXPIREDS717S	TELECOM	The recipient's phone has a reception exception.
EXPIREDS726S	TELECOM	The recipient's phone has a reception exception.

Error Code	Category	Description
EXPIREDS731S	TELECOM	The recipient's phone has a reception exception.
EXPIREDS760S	TELECOM	The recipient's mobile number does not exist.
EXPIREDS765S	TELECOM	The recipient's mobile number does not exist.
EXPIREO	TELECOM	The recipient's mobile number does not exist.
F000039	TELECOM	The carrier's gateway is exceptional.
F1120	TELECOM	The recipient is on the carrier's blocklist.
F1121	TELECOM	The message is blocked by the carrier as it hits a keyword.
F121420	TELECOM	The message is blocked by the carrier as it hits a keyword.
F1214H1	TELECOM	The message is blocked by the carrier as it hits a keyword.
F1214HY	TELECOM	The message is blocked by the carrier as it hits a keyword.
FAILED	TELECOM	The carrier's gateway is exceptional.
GB:0002	TELECOM	The frequency limit is reached.
GB:0014	TELECOM	The recipient's mobile number does not exist or is out of service, or the recipient's phone is powered off.
MBBLACK	TELECOM	The recipient is on the carrier's blocklist.
ME:-3	TELECOM	The recipient's phone is powered off.
MK:1006	TELECOM	The carrier's gateway is exceptional.
MO:0009	TELECOM	The message is blocked by the carrier as it hits a keyword.
MOBILEBLAC	TELECOM	The recipient is on the carrier's blocklist.
MS:0002	TELECOM	The carrier's frequency limit is reached.
MS:219	TELECOM	The recipient's phone has a reception exception.
MS:1106	TELECOM	The recipient's phone is powered off.
NOPASS	TELECOM	The message is blocked by the carrier manually.
PBDQ	TELECOM	The carrier's gateway is exceptional.



Error Code	Category	Description
RDBLACK	TELECOM	The recipient's mobile number does not exist or is out of service, or the recipient's phone is powered off.
R:00000	TELECOM	The recipient's mobile number does not exist.
R:00001	TELECOM	The recipient's mobile number does not exist.
R:00005	TELECOM	The recipient's mobile number is suspended.
R:00006	TELECOM	The recipient's mobile number does not exist or is out of service, or the recipient's phone is powered off.
R:00008	TELECOM	The recipient's mobile number does not exist.
R:00011	TELECOM	The recipient's phone is powered off.
R:00012	TELECOM	The recipient's mobile number does not exist or is out of service, or the recipient's phone is powered off.
R:00013	TELECOM	The recipient's mobile number is out of service.
R:00023	TELECOM	The recipient's phone is powered off.
R:00056	TELECOM	The recipient's mobile number does not exist or is out of service, or the recipient's phone is powered off.
R:00061	TELECOM	The recipient's mobile number is suspended.
R:00102	TELECOM	The recipient's mobile number is out of service.
R:00104	TELECOM	The recipient's mobile number does not exist.
R:00168	TELECOM	The recipient's mobile number does not exist or is out of service, or the recipient's phone is powered off.
R:00601	TELECOM	The recipient's mobile number is suspended.
R:00602	TELECOM	The recipient's mobile number does not exist or is out of service, or the recipient's phone is powered off.
R:00660	TELECOM	The recipient's mobile number does not exist.
REFUSED	TELECOM	The frequency limit is reached.
REJECT	TELECOM	The message is rejected by the carrier manually.

Error Code	Category	Description
REJECTDS174S	TELECOM	The recipient's phone has a reception exception.
REJECTDS255S	TELECOM	The recipient's phone has a reception exception.
REJECTDS706S	TELECOM	The recipient's phone is powered off, which causes data retention.
REJECTDS726S	TELECOM	The recipient's phone has a reception exception.
REJECTDS900S	TELECOM	The recipient's phone has a cache exception.
REJECTE	TELECOM	The message is blocked by the carrier manually.
ROUTEERR	TELECOM	The carrier's gateway is exceptional.
S::TIMEOUT	TELECOM	Submission times out.
SGIP:10	TELECOM	The recipient's phone is powered off.
SMGP601	TELECOM	The recipient's mobile number does not exist or is out of service, or the recipient's phone is powered off.
SMGP602	TELECOM	The recipient's phone is powered off.
SMGP603	TELECOM	The recipient's phone is powered off.
SMGP609	TELECOM	The carrier's gateway is exceptional.
SMGP614	TELECOM	The recipient's phone has a reception exception.
SMGP615	TELECOM	The recipient's phone has a reception exception.
SMGP624	TELECOM	The frequency limit is reached.
SMGP627	TELECOM	The recipient's phone has a reception exception.
SMGP628	TELECOM	The recipient's mobile number is suspended.
SMGP634	TELECOM	The recipient's mobile number is suspended.
SMGP640	TELECOM	The recipient's mobile number does not exist.
SMGP660	TELECOM	The carrier's gateway is exceptional.
SMGP701	TELECOM	The recipient's mobile number does not exist.
SMGP702	TELECOM	The recipient's phone is powered off.

Error Code	Category	Description
SMGP703	TELECOM	The recipient's phone is powered off.
SMGP704	TELECOM	The carrier's gateway is exceptional.
SMGP705	TELECOM	The recipient's mobile number is out of service.
SMGP713	TELECOM	The recipient's phone has a reception exception.
SMGP714	TELECOM	The recipient's phone has a cache exception.
SMGP726	TELECOM	The recipient's phone is exceptional.
SMGP728	TELECOM	The recipient's phone is exceptional.
SMGP730	TELECOM	The recipient's phone is exceptional.
SMGP801	TELECOM	The recipient's mobile number does not exist or is out of service, or the recipient's phone is powered off.
SMGP802	TELECOM	The recipient's phone is powered off.
SMGP815	TELECOM	The recipient's mobile number is out of service.
SMGP840	TELECOM	The recipient's mobile number does not exist.
SMGPERR:1	TELECOM	The recipient's phone is exceptional.
SMGPERR:10	TELECOM	The carrier's gateway is exceptional.
SMGPERR:11	TELECOM	The carrier's gateway is exceptional.
SMGPERR:12	TELECOM	The carrier's gateway is exceptional.
SMGPERR:13	TELECOM	The carrier's gateway is exceptional.
SMGPERR:14	TELECOM	The carrier's gateway is exceptional.
SMGPERR:15	TELECOM	The carrier's gateway is exceptional.
SMGPERR:16	TELECOM	The carrier's gateway is exceptional.
SMGPERR:17	TELECOM	The carrier's gateway is exceptional.
SMGPERR:18	TELECOM	The carrier's gateway is exceptional.
SMGPERR:19	TELECOM	The carrier's gateway is exceptional.

Error Code	Category	Description
SMGPERR:2	TELECOM	The carrier's gateway is exceptional.
SMGPERR:20	TELECOM	The carrier's gateway is exceptional.
SMGPERR:21	TELECOM	The carrier's gateway is exceptional.
SMGPERR:22	TELECOM	The carrier's gateway is exceptional.
SMGPERR:23	TELECOM	The carrier's gateway is exceptional.
SMGPERR:24	TELECOM	The carrier's gateway is exceptional.
SMGPERR:25	TELECOM	The carrier's gateway is exceptional.
SMGPERR:26	TELECOM	The carrier's gateway is exceptional.
SMGPERR:27	TELECOM	The carrier's gateway is exceptional.
SMGPERR:28	TELECOM	The carrier's gateway is exceptional.
SMGPERR:29	TELECOM	The carrier's gateway is exceptional.
SMGPERR:3	TELECOM	The carrier's gateway is exceptional.
SMGPERR:30	TELECOM	The carrier's gateway is exceptional.
SMGPERR:31	TELECOM	The carrier's gateway is exceptional.
SMGPERR:32	TELECOM	The carrier's gateway is exceptional.
SMGPERR:33	TELECOM	The carrier's gateway is exceptional.
SMGPERR:34	TELECOM	The carrier's gateway is exceptional.
SMGPERR:35	TELECOM	The carrier's gateway is exceptional.
SMGPERR:36	TELECOM	The carrier's gateway is exceptional.
SMGPERR:37	TELECOM	The carrier's gateway is exceptional.
SMGPERR:38	TELECOM	The carrier's gateway is exceptional.
SMGPERR:39	TELECOM	The carrier's gateway is exceptional.
SMGPERR:4	TELECOM	The carrier's gateway is exceptional.
SMGPERR:40	TELECOM	The carrier's gateway is exceptional.

Error Code	Category	Description
SMGPERR:43	TELECOM	The carrier's gateway is exceptional.
SMGPERR:44	TELECOM	The carrier's gateway is exceptional.
SMGPERR:45	TELECOM	The carrier's gateway is exceptional.
SMGPERR:46	TELECOM	The carrier's gateway is exceptional.
SMGPERR:47	TELECOM	The carrier's gateway is exceptional.
SMGPERR:48	TELECOM	The carrier's gateway is exceptional.
SMGPERR:49	TELECOM	The carrier's gateway is exceptional.
SMGPERR:50	TELECOM	The carrier's gateway is exceptional.
SMGPERR:51	TELECOM	The carrier's gateway is exceptional.
SMGPERR:52	TELECOM	The carrier's gateway is exceptional.
SMGPERR:53	TELECOM	The carrier's gateway is exceptional.
SMGPERR:54	TELECOM	The carrier's gateway is exceptional.
SMGPERR:55	TELECOM	The carrier's gateway is exceptional.
SMGPERR:56	TELECOM	The carrier's gateway is exceptional.
SPMSERR:10	TELECOM	The recipient's mobile number does not exist.
SPMSERR:11	TELECOM	The recipient's mobile number is suspended.
SPMSERR:12	TELECOM	The carrier's gateway is exceptional.
SPMSERR:13	TELECOM	The carrier's gateway is exceptional.
SPMSERR:14	TELECOM	The carrier's gateway is exceptional.
SPMSERR:15	TELECOM	The carrier's gateway is exceptional.
SPMSERR:16	TELECOM	The carrier's gateway is exceptional.
SPMSERR:25	TELECOM	The carrier's gateway is exceptional.
SPMSERR:30	TELECOM	The carrier's gateway is exceptional.
SPMSERR:31	TELECOM	The carrier's gateway is exceptional.

Error Code	Category	Description
SPMSERR:99	TELECOM	The carrier's gateway is exceptional.
SUBFAIL	TELECOM	The carrier's gateway is exceptional.
SUPERWD	TELECOM	The recipient's mobile number does not exist or is out of service, or the recipient's phone is powered off.
SWITCH	TELECOM	China Telecom does not support sending marketing SMS.
TIMEUP	TELECOM	The carrier's gateway is exceptional.
UNDELIV_60	TELECOM	The recipient's mobile number is suspended.
UNDELIV_64	TELECOM	The recipient's mobile number does not exist.
UNDELIV_70	TELECOM	The recipient's mobile number is suspended.
UNDELIV_80	TELECOM	The recipient's mobile number is suspended.
UNDELIVS001S	TELECOM	The recipient's mobile number does not exist.
UNDELIVS010S	TELECOM	The recipient's phone is powered off.
UNDELIVS601S	TELECOM	The recipient's mobile number does not exist.
UNDELIVS602S	TELECOM	The recipient's phone is powered off.
UNDELIVS606S	TELECOM	The message is blocked by the carrier's gateway.
UNDELIVS608S	TELECOM	The carrier is exceptional internally.
UNDELIVS612S	TELECOM	The recipient's phone has a reception exception. The recipient is recommended to restart the phone.
UNDELIVS613S	TELECOM	The recipient's phone has a reception exception.
UNDELIVS614S	TELECOM	No acknowledgment information is received. The recipient is recommended to clear the phone cache.
UNDELIVS615S	TELECOM	The recipient's phone has a reception exception.
UNDELIVS616S	TELECOM	The recipient's phone has a reception exception.
UNDELIVS617S	TELECOM	The recipient's phone has a reception exception.
UNDELIVS618S	TELECOM	The recipient's phone has a reception exception.

Error Code	Category	Description
UNDELIVS619S	TELECOM	The recipient's phone has a reception exception.
UNDELIVS620S	TELECOM	The recipient's phone has a reception exception.
UNDELIVS622S	TELECOM	The recipient's phone has a reception exception.
UNDELIVS625S	TELECOM	The recipient's phone has a reception exception.
UNDELIVS627S	TELECOM	The recipient's phone has a reception exception.
UNDELIVS634S	TELECOM	The recipient's phone has a reception exception.
UNDELIVS636S	TELECOM	The recipient's phone has a reception exception.
UNDELIVS640S	TELECOM	The recipient's mobile number does not exist.
UNDELIVS650S	TELECOM	The recipient's phone has a reception exception.
UNDELIVS660S	TELECOM	The message is blocked as it hits a keyword.
UNDELIVS680S	TELECOM	The recipient's mobile number is out of service.
UNDELIVS701S	TELECOM	The recipient's mobile number does not exist or is out of service.
UNDELIVS702S	TELECOM	The recipient's phone has a reception exception.
UNDELIVS704S	TELECOM	The recipient's mobile number does not exist.
UNDELIVS705S	TELECOM	The recipient's mobile number is out of service.
UNDELIVS706S	TELECOM	The recipient's phone is powered off.
UNDELIVS707S	TELECOM	The recipient's phone has a reception exception.
UNDELIVS711S	TELECOM	The recipient's phone has a reception exception.
UNDELIVS712S	TELECOM	The recipient's phone has a reception exception.
UNDELIVS713S	TELECOM	No acknowledgment information is received. The recipient is recommended to clear the phone cache.
UNDELIVS714S	TELECOM	The recipient's phone has a reception exception.
UNDELIVS716S	TELECOM	The recipient's phone has a reception exception.
UNDELIVS717S	TELECOM	The recipient's phone has a reception exception.

Error Code	Category	Description
UNDELIVS718S	TELECOM	The recipient's phone has poor reception when the message is sent.
UNDELIVS719S	TELECOM	The recipient's phone has a reception exception.
UNDELIVS721S	TELECOM	The recipient's phone has a reception exception.
UNDELIVS726S	TELECOM	The recipient's phone has a reception exception.
UNDELIVS730S	TELECOM	The recipient's phone has a reception exception.
UNDELIVS731S	TELECOM	No acknowledgment information is received. The recipient is recommended to clear the phone cache.
UNDELIVS761S	TELECOM	The recipient's phone has a reception exception.
UNDELIVS762S	TELECOM	The recipient's phone has a reception exception.
UNDELIVS764S	TELECOM	The recipient's phone is powered off.
UNDELIVS765S	TELECOM	The recipient's mobile number does not exist.
UNDELIVS766S	TELECOM	The recipient's phone is powered off.
UNDELIVS767S	TELECOM	The recipient's mobile number is out of service, or the recipient's phone is powered off.
UNDELIVS768S	TELECOM	The recipient's phone has a reception exception.
UNDELIVS771S	TELECOM	The recipient's mobile number does not exist.
UNDELIVS779S	TELECOM	The recipient's phone has a reception exception.
UNDELIVS801S	TELECOM	The recipient's mobile number is out of service.
UNDELIVS802S	TELECOM	The recipient's phone is powered off.
UNDELIVS812S	TELECOM	The recipient's phone has a reception exception.
UNDELIVS813S	TELECOM	The recipient's phone has a reception exception.
UNDELIVS814S	TELECOM	The recipient's phone is powered off when the message is sent.
UNDELIVS815S	TELECOM	The recipient's phone is exceptional.
UNDELIVS817S	TELECOM	The recipient's phone has a reception exception.
UNDELIVS819S	TELECOM	The recipient's phone has a reception exception.



Error Code	Category	Description
UNDELIVS822S	TELECOM	The recipient's phone has a reception exception.
UNDELIVS827S	TELECOM	The recipient's phone has a reception exception.
UNDELIVS836S	TELECOM	The recipient's phone has a reception exception.
UNDELIVS860S	TELECOM	The recipient's mobile number does not exist.
UNDELIVS869S	TELECOM	The recipient's mobile number is out of service.
UNDELIVS870S	TELECOM	The recipient's mobile number does not exist.
UNDELIVS880S	TELECOM	The recipient's phone is exceptional. The recipient is recommended to clear the cache and try again.
UNDELIVS899S	TELECOM	No response is returned when the message is sent.
UNDELIVS908S	TELECOM	Message sending is jammed during peak hours.
UNDELIVS999S	TELECOM	The recipient's phone is powered off.
UNKNOWN879S	TELECOM	The recipient's phone has a reception exception.
WZ:9413	TELECOM	The frequency limit is reached.
ZZ:9023	TELECOM	The carrier's frequency limit (one message every three days) is reached.

# SMS Sending Status Notification

Last updated : 2021-12-15 11:44:39

## API Description

### Feature description

This API is used for Tencent Cloud SMS to notify the business of the message sending status by calling back the service URL after an SMS message is sent to a user.

### Sample URL

```
POST http://example.com/sms/callback
```

## Request Parameters

The following table lists the request parameters.

Parameter	Required	Type	Description
user_receive_time	Yes	string	The time when the user actually receives the message
nationcode	Yes	string	Country/Region code
mobile	Yes	string	Mobile number
report_status	Yes	string	Whether the SMS message is actually received. Valid values: SUCCESS (success), FAIL (failure)
errmsg	Yes	string	Error message of receipt status code. For more information, see <a href="#">Error Codes for SMS Sending and Receipt Status</a>
description	Yes	string	Description of SMS receipt status.
sid	Yes	string	Sending ID (corresponding to the <code>SerialNo</code> returned by the sending API)

Note :

A callback request may return the results of multiple SMS requests.

Sample request:

```
[
{
"user_receive_time": "2015-10-17 08:03:04",
"nationcode": "86",
"mobile": "13xxxxxxxx",
"report_status": "SUCCESS",
"errmsg": "DELIVRD",
"description": "The SMS message is successfully delivered",
"sid": "xxxxxxx"
}
```

## Response Parameters

The following table lists the response parameters.

Parameter	Required	Type	Description
result	Yes	number	Error code. 0: success; other values: failure
errmsg	Yes	string	When <code>result</code> is 0, it displays "OK", and when <code>result</code> is not 0, it displays a specific error message.

Sample response:

```
{
"result": 0,
"errmsg": "OK"
}
```

# SMS Reply

Last updated : 2021-12-15 11:45:04

## API Description

### Feature description

This API is used for Tencent Cloud SMS to notify the business of the SMS reply by calling back the service URL after a user receives an SMS message and replies to it.

### Sample URL

```
POST http://example.com/sms/callback
```

## Request Parameters

The following table lists the request parameters.

Parameter	Required	Type	Description
extend	No	string	Extended code of the channel, which is disabled by default (an null value must be entered)
mobile	Yes	string	Mobile number
nationcode	Yes	string	Country/Region code
sign	Yes	string	SMS signature
text	Yes	string	User reply
time	Yes	number	Unix timestamp in seconds

Sample request:

```
{
  "extend": "Extended code",
  "mobile": "13xxxxxxxx",
  "nationcode": "86",
  "sign": "SMS signature",
```

```
"text": "User reply",
"time": 1457336869
}
```

## Response Parameters

The following table lists the response parameters.

Parameter	Required	Type	Description
result	Yes	number	Error code. 0: success; other values: failure
errmsg	Yes	string	When <code>result</code> is 0, it displays "OK", and when <code>result</code> is not 0, it displays a specific error message.

Sample response:

```
{
  "result": 0,
  "errmsg": "OK"
}
```