


Cloud Object Storage

Purchase Guide

Product Documentation



Copyright Notice

©2013-2024 Tencent Cloud. All rights reserved.

Copyright in this document is exclusively owned by Tencent Cloud. You must not reproduce, modify, copy or distribute in any way, in whole or in part, the contents of this document without Tencent Cloud's the prior written consent.

Trademark Notice



All trademarks associated with Tencent Cloud and its services are owned by Tencent Cloud Computing (Beijing) Company Limited and its affiliated companies. Trademarks of third parties referred to in this document are owned by their respective proprietors.

Service Statement

This document is intended to provide users with general information about Tencent Cloud's products and services only and does not form part of Tencent Cloud's terms and conditions. Tencent Cloud's products or services are subject to change. Specific products and services and the standards applicable to them are exclusively provided for in Tencent Cloud's applicable terms and conditions.

Contents

Purchase Guide

Billing Overview

Billing Method

Pay-as-You-Go

Resource Packages (Prepaid)

Resource Pack Overview

Purchasing a Resource Pack

Renewing a Resource Pack

Upgrading a Resource Pack

Requesting Refund on a Resource Pack

Billable Items

Traffic Fees

Storage Usage Fees

Request Fees

Data Retrieval Fees

Management Fees

Metadata Acceleration Fees

Metadata Acceleration Fees

Data Processing Fees

Image Processing Fees

Content Moderation Fees

Content Recognition Fees

Free Tier

Billing Examples

Viewing and Downloading Bill

Payment Overdue

FAQs

Purchase Guide

Billing Overview

Last updated : 2024-04-10 16:49:37

This document describes COS billing modes, billable items, billing cycles, and prices.

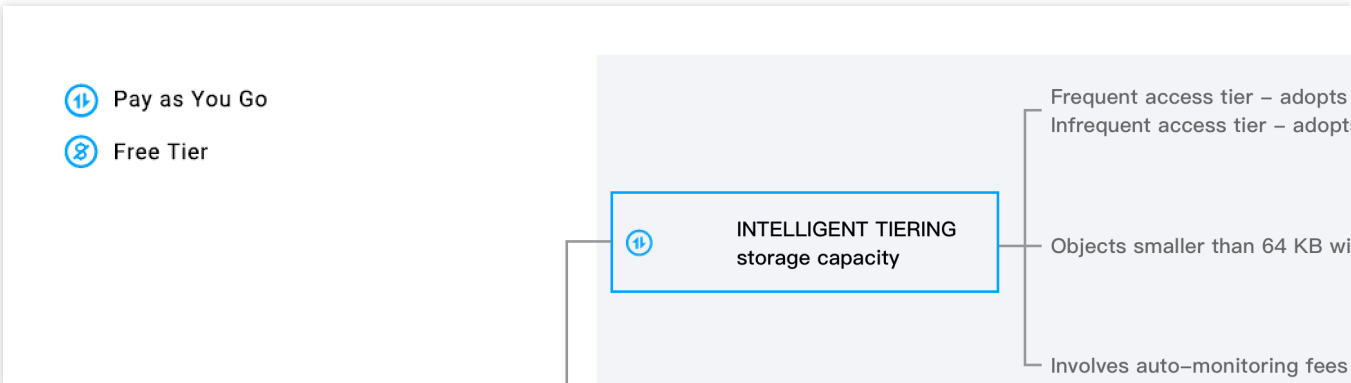
Billing Mode

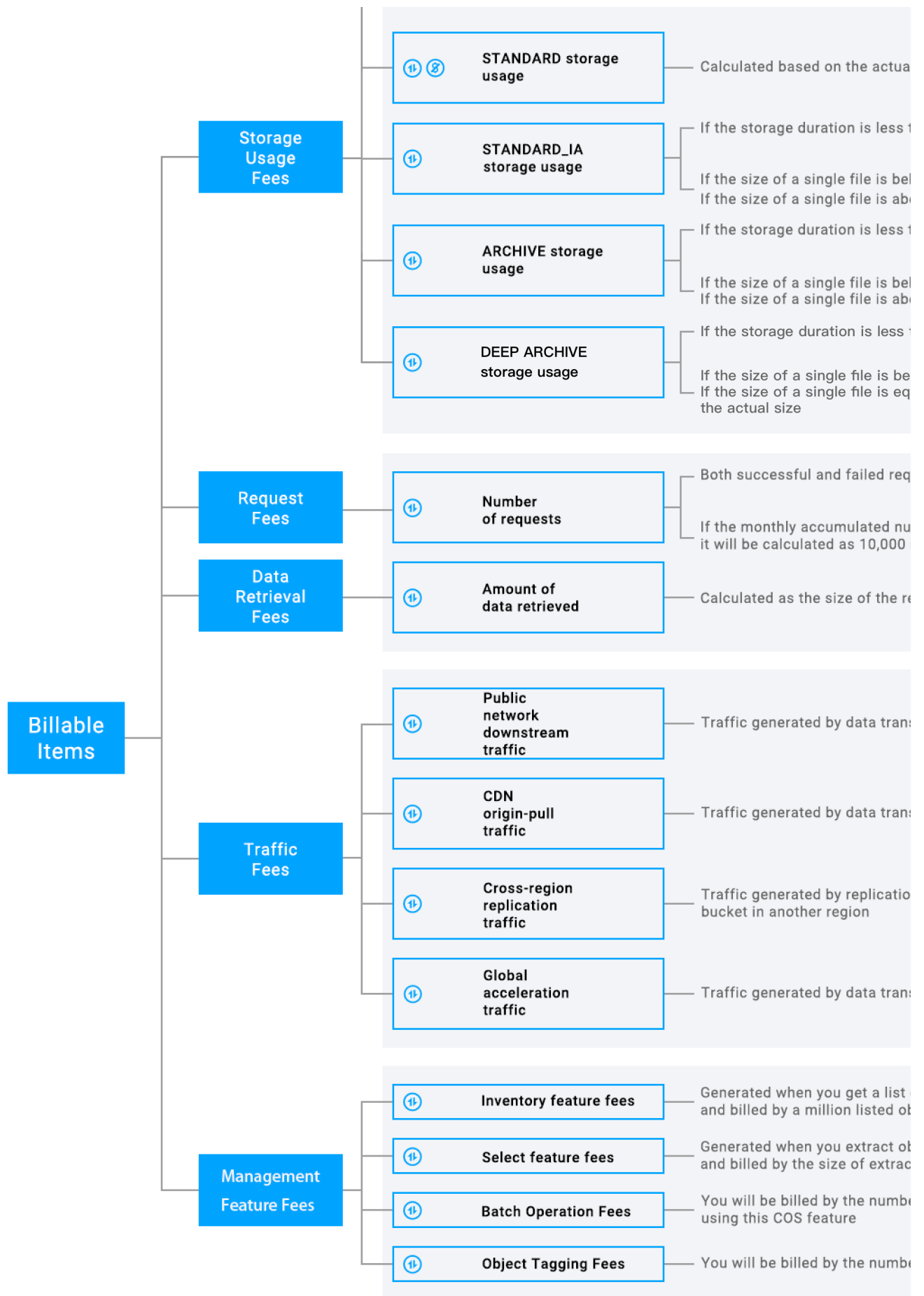
COS is billed on a pay-as-you-go basis as detailed below:

Billing Mode	Description
Pay-as-you-go (postpaid)	This is the default billing mode of COS supported in all regions as described in Regions and Access Endpoints , where you use resources first and pay later. Fees of various billable items are calculated, settled, deducted, and billed daily. For more information, see Pay-as-You-Go .
Resource Pack (Prepaid)	COS offers discounted resource packs for various billing items, which are purchased in advance and used later. During settlement, the system will first deduct the usage of the resource pack, and any extra usage outside of the resource pack will be billed according to the actual usage. Resource packs are only applicable to public cloud regions and are not applicable to financial cloud regions. For more information, please see Prepaid Packages .

Billable Items

Billable items in COS include storage usage, requests, data retrieval, traffic, and management features. For more information, see [Traffic Fees](#).





Billing Cycle

The billing cycles and sequence of COS billable items are as detailed below:

Note:

Starting from September 1, 2022, COS storage usage, request, and data retrieval fees are settled daily. For more information, see [Daily Billing for COS Storage Usage, Request, and Data Retrieval](#).

Billable Item		Billing Cycle	Description	Billing Sequence
Storage usage fees		Daily	Fees for a day are settled and billed the next day.	Free tier > pay-as-you-go, or only pay-as-you-go in case of no free tier.
Request fees	Read/Write request fees	Daily		Pay-as-you-go
	DEEP ARCHIVE data retrieval request fees			Pay-as-you-go
	INTELLIGENT TIERING object monitoring fees			Pay-as-you-go
Data retrieval fees	STANDARD_IA data retrieval fees	Daily	Fees for a day are settled and billed the next day.	Pay-as-you-go
	ARCHIVE data retrieval fees			
	DEEP ARCHIVE data retrieval fees	Daily	Fees for a day are settled and billed the next day.	Pay-as-you-go
Traffic fees		Daily	Fees for a day are settled and billed the next day.	Pay-as-you-go
Management feature fees	Inventory fees	Daily	Fees for a day are settled and billed the next day.	Pay-as-you-go

	Extraction fees	Daily	Fees for a day are settled and billed the next day.	Pay-as-you-go
	Batch operation fees	Daily	Fees for a day are settled and billed the next day.	Pay-as-you-go
	Object tagging fees	Daily	Fees for a day are settled and billed the next day.	Pay-as-you-go

Pricing

You can check the prices of COS billable items at [Pricing | Cloud Object Storage](#).

References

1. For more information on COS fees calculation and billing in different scenarios, see [Billing Examples](#).
2. For more information on the COS payment overdue policy (data retention and destruction), see [Payment Overdue](#).
3. For more information on billing cycles, see [Bill Management](#).
4. If you have more questions about COS billing, see [FAQs](#) or [contact us](#).

Billing Method

Pay-as-You-Go

Last updated : 2024-01-06 14:38:07

Pay-as-you-go (postpaid) is the default billing mode of COS supported in all regions as described in [Regions and Access Endpoints](#), where you use resources first and pay later. Fees of various billable items are calculated, settled, deducted, and billed daily.

Pricing

For pay-as-you-go pricing of COS, see [Pricing | Cloud Object Storage](#).

Billable Items

COS billable items are calculated as follows:

Billable Item	Description	Calculation Formula
Storage usage fees	Calculated based on the storage usage at a unit price that varies by storage class.	Storage usage fees = monthly unit price / 30 * daily storage usage * number of days Daily storage usage = sum of "5-minute usage" / 288 (number of statistical points)
Request fees	Calculated based on the number of requests at a unit price that varies by storage class.	Request fees = unit price per 10,000 requests * daily accumulated number of requests / 10,000
Data retrieval fees	Calculated based on the volume of data retrieved at a unit price that varies by storage class. This billable item applies when data in the STANDARD_IA or ARCHIVE storage class is downloaded.	Data retrieval fees = unit price per GB * daily amount of data retrieved
Traffic fees	Calculated based on the public network downstream traffic, CDN origin-pull traffic, cross-region replication traffic, and global acceleration traffic at a unit price that varies by traffic type.	Traffic fees = unit price per GB * daily accumulated traffic

Management feature fees	Fees incurred by management features that you enabled and used, including inventory, extraction, batch operation, and object tagging.	Inventory fees = unit price per million objects listed * number of objects listed / 1 million
		COS extraction fees = unit price per GB * daily accumulated amount of data extracted
		Batch operation fees include job fees and object processing fees. Job fees = unit price per job * number of jobs created Object processing fees = unit price per 10,000 objects processed * number of objects / 10,000
		Object tagging fees = unit price per 10,000 tags * number of tags / 10,000

Note:

For more information on billable items and billing restrictions, see [Traffic Fees](#).

Billing Cycle

COS billable items are billed daily as detailed below:

Billable Item	Billing Cycle	Description
Storage usage fees	Daily	Fees incurred between 00:00 and 23:59:59 on a day are settled the next day.
Request fees	Daily	Fees incurred between 00:00 and 23:59:59 on a day are settled the next day.
Data retrieval fees	Daily	Fees incurred between 00:00 and 23:59:59 on a day are settled the next day.

Traffic fees	Daily	Fees incurred between 00:00 and 23:59:59 on a day are settled the next day.
Management feature fees	Daily	Fees incurred between 00:00 and 23:59:59 on a day are settled the next day.

Note:

Bills in the system may have a certain delay. Daily bills are generated at around 08:00 AM.

Examples

Assume that on March 1, 2019, user A activated COS and uploaded 100 GB of files to the STANDARD storage class in a bucket in Beijing region. On March 15, the user downloaded 10 GB of data over the public network. 10,000 STANDARD read/write requests were generated. Apart from these operations, the user did not perform any other operations in March.

Therefore, the following fees were incurred in March:

STANDARD storage usage fees: The storage usage fees for 100 GB of data in the month.

Traffic fees: The public network downstream traffic fees for 10 GB of data in the month.

Request fee: The request fees for 10,000 STANDARD read/write requests in the month. Among them, uploading data generated STANDARD write requests, and downloading data generated STANDARD read requests.

Resource Packages (Prepaid)

Resource Pack Overview

Last updated : 2024-06-18 20:31:20

Overview

Resource packages (prepaid) are discounted packages offered by COS for different billable items. You can purchase different resource packages for deduction of the usage of billable items such as storage, requests, and traffic.

Compared with pay-as-you-go billing, resource packages are cheaper and available only in public cloud regions (not in finance cloud regions), and you can choose to purchase them on your own.

This document describes resource packages (prepaid). A resource package consists of one or multiple billable items. Compared with pay-as-you-go billing, resource packages are cheaper. Currently, available types of resource packages cover most billable items of COS, and you can purchase them based on your business needs.

Pricing

For the pricing details of resource packages, see [Pricing | Cloud Object Storage](#).

Purchase Entrance

You can purchase the resource package you need on [the resource pack purchase page](#).

Purchase Notes

1. Resource packages are available only in public cloud regions, not in finance cloud regions. For more information on regions, see [Regions and Access Endpoints](#).
2. Resource packs can only be used to deduct resource costs generated by storage buckets in the same general region (such as a public cloud region in the Chinese mainland, not a finance cloud region). Therefore, be sure to select a resource pack in the same region as your bucket.
3. Resource packs are prepaid and can be configured to take effect immediately or at a specified time based on your actual use case. If a resource pack is configured to take effect immediately, it will take effect immediately on the day of purchase without any operation required. If a resource pack is configured to take effect at a specified time, it will take

effect at the specified time, and your usage will be billed on a pay-as-you-go model before the resource pack takes effect.

4. For resource packages purchased or renewed before December 1, 2021, the period of one month is calculated as 30 days. For resource packages purchased or renewed on or after December 1, 2021, the period of one month is calculated from the effective date and will expire on the same day of the following month. Special cases are described as follows:

If a resource package takes effect on the last day of the current month, it will expire on the last day of the target month. If the effective date of the resource pack exceeds the total number of days in the target month, it will expire on the last day of the target month.. For example, if a resource package with 1-month period takes effect on January 30, it will expire on February 28 or 29.

5. Resource packs can be purchased for multiple cycles, and in such cases, the resource pack resetting date will be applicable. For more information, see [Validity Period](#).

6. The unused portion of a resource package in a cycle does not carry over to the next cycle.

7. A self-service refund is supported for resource packs. If you purchase an inappropriate resource pack by mistake, you can request a [self-service refund](#) refund if the refund conditions are met.

8. Multiple resource packs can be used together. If you purchase multiple resource packs at a time, their specifications can be combined, but their validity periods will not. For more information on the validity period, see [Validity Period](#).

9. After a resource package expires or is used up, you don't need to migrate the data in your bucket, and pay-as-you-go billing will be adopted.

10. While a resource package is effective, bills will be settled in the following sequence: **free tier > resource package > pay-as-you-go**. Usage beyond the free tier and the resource package's quota will be billed using the **pay-as-you-go** model.

11. If an account has overdue payments (the account's balance is below 0), COS service will be suspended after 24 hours, regardless of whether the resource package is still effective.

12. Currently, resource packages are available only for certain billable items (such as storage and requests). During the use of COS, other fees (such as data retrieval fees and management feature fees) may be incurred and will be charged based on your actual usage.

Note:

Storage capacity and resource packs are billed in GB units, with a conversion factor of 1,024. For example, 1 TB of STANDARD storage usage equals 1,024 GB, and a 1 TB STANDARD storage package can be used to deduct 1,024 GB of STANDARD storage usage.

The traffic billable item and traffic packages are billed in GB units, with a conversion factor of 1,000. For example, 1 TB of public network downstream traffic equals 1,000 GB, and a 1 TB public network downstream traffic package can be used to deduct 1,000 GB of public network downstream traffic.

The billing unit for read and write requests, as well as request packages, is 10,000 requests, with each request representing 10,000 units. For example, 10,000 STANDARD storage write requests are equivalent to 10,000

requests. A package of 100,000 STANDARD storage requests would be converted to 100,000 STANDARD storage requests.

Applicable Regions

Resource packages are classified into resource packages for regions in the Chinese mainland and resource packages for regions outside the Chinese mainland by region.

Resource packages for regions in the Chinese mainland are available in public cloud regions in the Chinese mainland, not in finance cloud regions.

Resource packages for regions outside the Chinese mainland apply to regions outside the Chinese mainland.

Types and Deduction Rules

The resource packages are classified by type in the following table:

Note:

For more information on the billable items described in the table, see [Billable Items](#).

When a resource package is used up or expires, the billing mode will be automatically switched to pay-as-you-go billing. To avoid incurring additional fees, we recommend that you promptly upgrade or renew the resource package.

Resource Package Type	Resource Package Description	Resource Package Deduction Rules
Storage package	The following types of storage packages are available: STANDARD storage package: Applies to deduction of STANDARD storage usage, not MAZ_STANDARD storage usage. STANDARD_IA storage package: Applies to deduction of STANDARD_IA storage usage, not MAZ_STANDARD_IA storage usage.	The average storage usage of the day is deducted every day, and the quota is reset every day. For example, if you purchased a STANDARD storage package of 20 GB on the 1st day of the month, and your bucket used 10 GB, 20 GB, and 30 GB of STANDARD storage on the 1st, 2nd, and 3rd day respectively, then 10 GB, 20 GB, and 20 GB could be deducted from the storage package of 20 GB on the 1st, 2nd, and 3rd day respectively, and the excess usage of 10 GB on the 3rd day would be billed on a pay-as-you-go model.
Request package	The following types of request packages are available: STANDARD request package: Applies to deduction of STANDARD read/write requests.	The total number of requests of the day is deducted every day, and the quota is reset every month. For example, if you purchased a STANDARD request package of 1,000,000 requests on the 1st day of the month, and your bucket generated 100,000 requests every day from the 1st day to the

	STANDARD_IA request package: Applies to deduction of STANDARD_IA read/write requests.	3rd day, then 100,000 requests would be deducted from the request package every day from the 1st day to the 3rd day, and there would still be 700,000 requests available on the 4th day.
Public network downstream traffic package	Applies to deduction of public network downstream traffic	The total amount of traffic of the day is deducted every day, and the quota is reset every month. For example, if you purchased a public network downstream traffic package of 100 GB on the 1st day of the month, and your bucket generated 10 GB of public network downstream traffic every day from the 1st day to the 3rd day, then 10 GB of traffic would be deducted from the traffic package every day from the 1st day to the 3rd day, and there would still be 70 GB of traffic available on the 4th day.
Global acceleration traffic package	<p>Used to deduct global accelerated traffic costs, including public network global accelerated traffic and private global accelerated traffic.</p> <p>Global acceleration traffic packages are divided into the following categories according to the data transfer acceleration direction:</p> <p>For regions in the Chinese mainland: Applies to deduction of global acceleration traffic (upstream and downstream) generated by transfer between regions in the Chinese mainland, not finance cloud regions.</p> <p>For regions outside the Chinese mainland: Applies to global acceleration traffic (upstream and downstream) generated by transfer between regions in the Chinese mainland and outside the Chinese mainland or between regions outside the Chinese mainland.</p>	The total amount of traffic of the day is deducted every day, and the quota is reset every month. For example, if you purchased a global acceleration traffic package of 100 GB, and your bucket generated 10 GB of global acceleration traffic every day from the 1st day to the 3rd day, then 10 GB of traffic would be deducted from the traffic package every day from the 1st day to the 3rd day, and there would still be 70 GB of traffic available for deduction on the 4th day.

Specifications

Different types of resource packages have different specifications. For more information, see [Resource Package Purchase Page](#).

Validity Period Options

COS resource packages have eight validity period options: 1 month, 3 months, 6 months, 1 year, 2 years, 3 years, 4 years, and 5 years.

Validity Period

Definition

1. Validity period: A period of time from the effective time to the expiration time of a resource package.
2. Reset date: The date on which the quota of a resource package is reset, after which you will get the same amount of usage as the quota.

Storage pack: The usage of a resource pack is reset every day during its validity period. The resetting date is subject to the validity period, not the purchase date.

Read/Write request pack and traffic pack: The usage of a resource pack is reset every cycle during its validity period. The resetting date is subject to the validity period, not the purchase date. If you purchase a resource pack with a validity period of three months, and one month is a cycle by default, then the resource pack has two resetting dates.

3. Cycle: The validity period of a resource package is divided into several cycles, and one month is a cycle by default. If you purchase a resource pack with a validity period of three months, the resource pack has three cycles.

Viewing how many cycles a resource package has: In the [COS console](#), select **Resource Packages** > **Purchased** > **Operation** and click **Usage details** to view the cycles of the resource package as well as its usage details in the current and historical cycles.

Viewing the resetting date of a resource pack: In the [COS console](#), select **Resource Packages** > **Purchased** > **Usage description** to view the resetting date of the resource pack.

For example:

1. If you purchased a STANDARD storage package of 10 GB with a 1-month period on December 1, 2021, then:
Validity period: From 00:00:00 on December 1, 2021 to 23:59:59 on January 1, 2022.

Resetting date: The resource package will be reset to 10 GB every day during its validity period, that is, 10 GB of STANDARD storage usage can be deducted every day.

Cycle: The resource package has only one cycle, i.e., from December 1, 2021 to January 1, 2022.

2. If you purchased a public network downstream traffic package of 10 GB with a 3-month period on December 1, 2021, then:

Validity period: From 00:00:00 on December 1, 2021 to 23:59:59 on March 1, 2022.

Resetting date: The resource package has two reset dates, that is, 24:00:00 on January 1, 2022 (i.e., 00:00:00 on January 2, 2022) and 24:00:00 on February 1, 2022 (i.e., 00:00:00 on February 2, 2022). You can get 10 GB of public network downstream traffic on each reset date for deduction of the public network downstream traffic generated in the current cycle.

Cycle: The resource package has three cycles: From December 1, 2021 to January 1, 2022, from January 2, 2022 to February 1, 2022, and from February 2, 2022 to March 1, 2022.

Calculation logic

Validity period and reset date of a purchased resource package

Note: If you purchased a traffic package or read/write request package with a period of N month(s) on a day (B) in a month (A), then the resource package would expire on the same day (B) in the month (A+N) and be reset at 24:00:00 on the same day (B) every month, and have (N-1) reset dates and N cycles.

Logic:

1. If the resource package takes effect on the last day of the current month, it will expire on the last day of the target month.
2. If the effective date of the resource pack exceeds the total number of days in the target month, it will expire on the last day of the target month. For example, if a resource package with 1-month period takes effect on January 30, it will expire on February 28 or 29. For more information, see the validity period calculation logic below.

Examples:

Resource Package Type	Operations	Validity Period	Purchase Date	Effective Time	Expiration Time	Reset Time
Public network downstream traffic package	Purchase	1 month	December 1, 2021	00:00:00 on December 1, 2021	23:59:59 on January 1, 2022	-
Public network downstream traffic package	Purchase	2 months	December 1, 2021	00:00:00 on December 1, 2021	23:59:59 on February 1, 2022	24:00:00 on January 1, 2022
Public network downstream traffic package	Purchase	3 months	December 1, 2021	00:00:00 on December 1, 2021	23:59:59 on March 1, 2022	24:00:00 on January 1, 2022 and 24:00:00 on February 1, 2022

Public network downstream traffic package	Purchase	1 month	December 15, 2021	00:00:00 on December 15, 2021	23:59:59 on January 15, 2022	-
Public network downstream traffic package	Purchase	2 months	December 15, 2021	00:00:00 on December 15, 2021	23:59:59 on February 15, 2022	24:00:00 on January 15, 2022
Public network downstream traffic package	Purchase	3 months	December 15, 2021	00:00:00 on December 15, 2021	23:59:59 on March 15, 2022	24:00:00 on January 15, 2022 and 24:00:00 on February 15, 2022
Public network downstream traffic package	Purchase	1 month	December 29, 2021	00:00:00 on December 29, 2021	23:59:59 on January 29, 2022	-
Public network downstream traffic package	Purchase	2 months	December 29, 2021	00:00:00 on December 29, 2021	23:59:59 on February 28, 2022	24:00:00 on January 29, 2022
Public network downstream traffic package	Purchase	3 months	December 29, 2021	00:00:00 on December 29, 2021	23:59:59 on March 29, 2022	24:00:00 on January 29, 2022 and 24:00:00 on February 28, 2022

Validity period of a renewed resource package: the same as a purchased resource package

Note: If you purchased a traffic package or read/write request package with a period of N month(s) on a day (B) in a month (A) and renewed it for M month(s), the resource package would expire on the same day (B) in the month (A+N+M) and be reset at 24:00:00 on the same day (B) every month, and have (N+M-1) reset dates and (N+M) cycles.

Logic:

1. If the resource package takes effect on the last day of the current month, it will expire on the last day of the target month.
2. If the effective date of the resource pack exceeds the total number of days in the target month, it will expire on the last day of the target month. For example, if a resource package with 1-month period takes effect on January 30, it will expire on February 28 or 29. For more information, see the validity period calculation logic below.

Examples:

Resource Package Type	Operation	Validity Period	Purchase Date	Effective Time	Expiration Time Before Renewal	Renewal Period	Expiration Time After Renewal
Public network downstream traffic package	Purchase and renewal before expiration	1 month	December 1, 2021	00:00:00 on December 1, 2021	23:59:59 on January 1, 2022	1 month	23:59:59 on February 1, 2022
Public network downstream traffic package	Purchase and renewal before expiration	1 month	December 1, 2021	00:00:00 on December 1, 2021	23:59:59 on January 1, 2022	2 months	23:59:59 on March 1, 2022
Public network downstream traffic package	Purchase and renewal before expiration	1 month	December 15, 2021	00:00:00 on December 15, 2021	23:59:59 on January 15, 2022	1 month	23:59:59 on February 15, 2022
Public network downstream traffic package	Purchase and renewal before expiration	1 month	December 15, 2021	00:00:00 on December 15, 2021	23:59:59 on January 15, 2022	2 months	23:59:59 on March 15, 2022
Public network downstream traffic package	Purchase and renewal before expiration	1 month	December 29, 2021	00:00:00 on December 29, 2021	23:59:59 on January 29, 2022	1 month	23:59:59 on February 28, 2022
Public network	Purchase and	1 month	December 29, 2021	00:00:00 on	23:59:59 on	2 months	23:59:59 on March

downstream traffic package	renewal before expiration			December 29, 2021	January 29, 2022		29, 2022
----------------------------	---------------------------	--	--	-------------------	------------------	--	----------

Examples

Deduction example

Assume that you purchased two **STANDARD storage packages** of 200 GB for regions in the Chinese mainland with a period of three months and two **public network downstream traffic packages** of 200 GB for regions in the Chinese mainland with a period of three months on January 15, 2019, then:

Resource Package Type	Deduction Description	Validity Period
Two STANDARD storage packages	Within the validity period, they could be applied to deduction of 400 GB of STANDARD storage used by buckets in public cloud regions in the Chinese mainland (not finance cloud regions).	January 15, 2019 to April 14, 2019
Two public network downstream traffic packages	Every month (30 days), they could be applied to deduction of 400 GB of public network downstream traffic generated by buckets in public cloud regions in the Chinese mainland (not finance cloud regions).	January 15, 2019 to April 14, 2019

Deduction order example

Assume that you purchased a STANDARD storage package of 500 GB for regions in the Chinese mainland, and the resource package was within the validity period. The following describes the deduction order of resource packages in different use cases:

Use case involving different unit prices

If 700 GB of STANDARD storage data is uploaded to the Guangzhou bucket and 300 GB of STANDARD storage data is uploaded to the **Chengdu** bucket on the same day, then in line with the principle of **higher unit price, first deduct**, the STANDARD storage package of 500 GB would be first applied to deduction of the STANDARD storage used by the bucket in **Guangzhou**.

Use case involving the same unit price

If 700 GB of STANDARD storage data is uploaded to the Guangzhou bucket and 300 GB of STANDARD storage data is uploaded to the Beijing bucket on the same day, then the STANDARD storage package of 500 GB would be applied to deduction in the following order: **Shanghai > Guangzhou > Beijing-1 > Singapore > Chengdu > Hong Kong (China) > Toronto > Frankfurt > Beijing > Seoul > Mumbai > Virginia > Silicon Valley > Bangkok > Tokyo > Nanjing > Jakarta > São Paulo > Chongqing.**

Examples of deduction items and regions

Assume that you purchased a **STANDARD storage package of 200 GB for regions in the Chinese mainland** with a period of three months on January 15, 2019.

If, from January 15 to January 31, your bucket in **Guangzhou region** used **100 GB of STANDARD storage**, 50 GB of STANDARD_IA storage, and 1 million read/write requests and downloaded 10 GB of data over the public network, and your bucket in Singapore region used 50 GB of STANDARD storage, then:

Generated Billable Item	Whether the Resource Pack is Effective
100 GB of STANDARD storage usage in Guangzhou region	Yes. The resource pack would be applied to deduction of 100 GB of STANDARD storage usage every day during the validity period.
50 GB of STANDARD_IA storage usage in Guangzhou region	No. The resource pack could not be applied to deduction of STANDARD_IA storage usage, which would be billed on a pay-as-you-go basis.
1 million read/write requests in Guangzhou region	No. The resource pack could not be applied to deduction of read/write requests, which would be billed on a pay-as-you-go basis.
10 GB of public network downstream traffic in Guangzhou region	No. The resource pack could not be applied to deduction of public network downstream traffic, which would be billed on a pay-as-you-go basis.
50 GB of STANDARD storage usage in Singapore region	No. The resource pack could not be applied to deduction of your usage in Singapore region, which would be billed on a pay-as-you-go basis.

Note:

For more information on COS fee calculation and billing in different scenarios, see [Billing Examples](#).

Purchase/Renewal/Upgrade/Refund

For detailed directions, see the following documents:

[Purchasing a Resource Pack](#)

[Renewing a Resource Pack](#)

[Upgrading a Resource Pack](#)

[Requesting Refund on a Resource Pack](#)

FAQs

If you have any questions about the billing of resource packages, see [Billing](#).

Purchasing a Resource Pack

Last updated : 2024-04-25 15:57:52

COS offers multiple types of resource packs such as storage pack, request pack, public network downstream traffic pack, and global acceleration traffic pack for you to choose from based on your business needs.

Follow the steps below to purchase a resource pack:

1. Log in to the [COS console](#).
2. On the left sidebar, click **Resource Packs** > **Purchased** to enter the resource pack management page.
3. Click Purchase resource pack to enter [the resource pack purchase page](#) and select an appropriate resource pack as needed.

Note:

For more information on the types, purchase, validity period, and effective scope of COS resource packs, see [Resource Pack Overview](#).

4. Set the effective date of the resource pack as needed. You can select **Now** or **Specified time**.
5. Click **Purchase now**.
6. Follow the on-screen instructions to complete your purchase.

Once the payment is made, you will be able to enjoy the resource pack deduction within its validity period. You can check the usage of the resource pack on the [Resource Packs](#) page.

Renewing a Resource Pack

Last updated : 2024-04-25 16:13:04

Note:

A previously purchased resource pack whose price has changed (for example, price reduction) can no longer be **renewed**, and you need to purchase a new one.

COS allows you to renew resource packs. If a resource pack will expire soon, you can manually or automatically renew it to extend its validity period.

Directions

1. Log in to the [COS console](#).
2. On the left sidebar, click **Resource Packs** > **Purchased** to enter the purchased resource pack page.
3. Select one or multiple purchased resource packs and click **Batch renew** or **Batch auto-renew**.

If you select **Batch renew**, select the **renewal duration** in the pop-up window, click **Renew**, and follow the on-screen instructions to complete your purchase.

Note:

For example, if you purchased a public network downstream traffic pack of **50 GB with a validity period of three months** and manually renewed it for three months, then its validity period would be extended by three months, during which you would get monthly traffic of 50 GB.

If you select **Batch auto-renew**, your resource packs will be automatically renewed on the date of expiration.

Note:

If vouchers are available under your account, they will be first applied when your resource packs are automatically renewed.

Expired resource packs will not be automatically renewed and will be displayed on the **Expired** tab.

If you cancel auto-renewal for your resource packs, we will resume the notify-before-expiration practice for them.

Renewal Reminder

COS supports renewal reminders for resource packs. If a resource pack will expire soon, the system will send a renewal reminder to you, and then you can promptly renew it.

For resource packs without auto-renewal, you will receive a reminder about the expiration 7 days before or on the day of expiration.

For resource packs with auto-renewal:

The system will check your account balance every day for seven days before it expires. If there are insufficient funds for automatic renewal, you will receive a reminder to top up your account.

If your account has sufficient balance on the day of expiration, the system will automatically renew the resource pack with auto-renewal enabled and send you a notification confirming the renewal. If there is insufficient balance, the system will renew the resource pack that expires the soonest. Any resource packs that are not renewed will be considered expired, and you will receive notification that the auto-renewal failed due to insufficient account balance and that the resource pack has expired.

Upgrading a Resource Pack

Last updated : 2024-04-25 16:17:39

Note:

Storage packs can be upgraded, while traffic packs and request packs cannot. To upgrade a traffic pack or request pack, you need to purchase a new one at [Pricing | Cloud Object Storage](#). Multiple traffic packs or request packs can be used together.

A previously purchased resource pack whose price has changed (for example, price reduction) can no longer be **upgraded**, and you need to purchase a new one at [Pricing | Cloud Object Storage](#).

COS allows you to upgrade a resource pack. If the specification of an existing resource pack no longer meets your actual business needs, click **Upgrade** to upgrade the specification.

The upgrade steps are as follows:

1. Log in to the [COS console](#).
2. On the left sidebar, click **Resource Packs** to enter the resource pack management page.
3. Select an existing resource pack and click **Upgrade**.
4. In the pop-up window, select the new **specification**, click **Upgrade**, and follow the on-screen instructions to complete your purchase.

Requesting Refund on a Resource Pack

Last updated : 2024-04-25 16:19:19

COS supports self-service refunds for resource packs. Before you request a refund, read [Refund rules](#) first.

Refund Policy

Refund rules

1. Vouchers used for purchasing a resource pack are not refundable. Non-voucher fees will be refunded to the payer's Tencent Cloud account in accordance with the payment mode (cash or gift card) and payment ratio. For more information, see [Order Management](#).

2. A self-service refund is supported if the COS resource pack meets the following three conditions:

Order type: **Purchase** or **Renew**.

Usage: The resource pack has not been used.

Validity period: Newly purchased resource packages are active within their designated period, while renewal packages are not yet in effect.

Note:

If the policy of the campaign where the resource pack was purchased conflicts with the refund policy, the former shall prevail.

We may reject a refund request if we suspect refund abuse.

For resource packs with specified effective times, refund eligibility will be determined based on the operations in the console.

FAQ

1. How do I view the order type of a resource pack?

Go to [Billing > Billing Center > Order Management > Prepaid Order](#) and set **Product Category** to **COS** to view the order type of the target resource pack.

2. How do I view the usage and validity period of a resource pack?

In the COS console, go to [Resource Packs > Purchased](#) to view the usage and validity period of the target resource pack.

Requesting a refund

For purchased resource packs

You can request a refund on a resource pack eligible for a self-service refund on the **Resource Packs** page in the **COS console**. For detailed directions, see [Requesting a refund on a purchased resource pack](#).

For renewed resource packs

You can request a refund on a resource pack eligible for a self-service refund on the **Renewal Management** page in the **Billing Center**. For detailed directions, see [Requesting a refund on a renewed resource pack](#).

Refund amounts are calculated as follows

Refund amount = Payment amount - (Duration of usage / Total duration) × Original order price × Applicable discount.

Note:

The duration of usage refers to the time between purchase and refund. If the duration of usage is less than one day, it will be counted as one day.

The original order price is calculated based on the specification, valid period, and pay-as-you-go unit price.

The applicable discount is subject to factors such as the duration of usage of resource and customer-specific discounts.

Calculation example for a self-service refund

Assume you paid 3.46 USD in cash for a STANDARD storage pack of 50 GB for regions in Chinese mainland with a six-month validity period on the COS resource pack purchase page, with no vouchers available. The resource pack was not used on the day of purchase, making it eligible for a self-service refund, which you requested. Refund amounts are calculated as follows:

The original order price is 50 GB × 6 months × 0.024 USD/GB/month = 7.2 USD.

If the duration of usage is less than one day, it will be counted as one day.

Refund amount = 3.46 - (1/180) × 7.2 = 3.42 USD.

Directions

Requesting a refund on a purchased resource pack

1. Log in to the [COS console](#).
2. On the left sidebar, click **Resource Packs** > **Purchased** to enter the purchased resource pack management page.
3. Find the target resource pack and click **Refund** on the right.

Note:

Usage statistics are not real-time data and has a 24-hour delay. The usage of a resource pack on the day of purchase is not displayed until the next day.

4. On the refund information page, carefully check the refund information, including the resource pack information, refund method, and refunded amount.

5. After confirming that everything is correct, click **Confirm** to submit your request.

After you submit a self-service refund request, the system will refund your money and terminate the cloud resource in three to five minutes.

You can view the refund order at [Order Management](#). When the order status changes to **Refunded**, you can check the amount in the Billing Center.

Requesting a refund on a renewed resource pack

Not available.

Billable Items

Traffic Fees

Last updated : 2024-06-18 20:34:18

Traffic is the accumulated value of data traffic generated when you use and access COS, including public network upstream traffic, public network downstream traffic, private network upstream traffic, private network downstream traffic, and CDN origin-pull traffic. COS charges you by the accumulated traffic usage.

Note:

For more information on storage classes, see [Overview](#).

The billing unit of the traffic billing item and traffic packages is GB, and the traffic unit conversion ratio is 1:1,000. For example, 1 TB of public network downstream traffic equals 1,000 GB. A public network downstream traffic package of 1 TB can deduct fees of 1,000 GB of public network downstream traffic.

Traffic Fees Billable Item

Billable Item	Applicable Storage Class	Description	Applicable Billing Mode
Public network downstream traffic	All Storage Class	Traffic generated by data download from COS to the local system or client over the public network (internet).	Pay-as-you-go: Public network downstream traffic (GB) * unit price per GB
Public network upstream traffic		Traffic generated by data upload from the local system or client to COS over the public network (internet).	Free of charge
Private network upstream traffic		Traffic generated by data transfer from the client to COS over the Tencent Cloud private network. Note: Tencent Cloud products within the same region access each other over the private network by default, with no traffic fees incurred. For more information on how to identify private network access, see Overview > Private Network Access .	Free of charge
Private network		Traffic generated by data transfer from COS	Free of charge

downstream traffic		to the client over the Tencent Cloud private network. Note: Tencent Cloud products within the same region access each other over the private network by default, with no traffic fees incurred. For more information on how to identify private network access, see Overview > Private Network Access .	
CDN origin-pull traffic		Origin-pull traffic generated by data transfer from COS to the CDN edge node when COS is used as the CDN origin.	Pay-as-you-go: CDN origin-pull traffic (GB) * unit price per GB
Cross-region replication traffic		Traffic generated by replicating objects from a bucket in one region to a bucket in another region. Note: Replicating objects across buckets in the same region will not incur traffic fees. The traffic fees will vary by source bucket region.	Pay-as-you-go: Cross-region replication traffic (GB) * unit price per GB
Global acceleration traffic		<p>When you enable the global acceleration feature, the traffic generated from data transfers through the acceleration domain, including public network global acceleration traffic and private network global acceleration traffic.</p> <p>This traffic consists of upstream acceleration traffic and downstream acceleration traffic: Upstream acceleration traffic is the traffic generated by uploading data to COS at an acceleration endpoint. Upstream acceleration traffic fees will be incurred if you upload files at a global acceleration endpoint and data goes through the private network acceleration linkage.</p> <p>Downstream acceleration traffic is the traffic generated by viewing or downloading COS data at an acceleration endpoint. Downstream acceleration traffic fees will be incurred if you download files at a global acceleration endpoint and data goes through the private network acceleration linkage.</p>	Pay-as-you-go: Global acceleration traffic (GB) * unit price per GB

Note:

If the global acceleration domain name is used to download data, **global acceleration downstream traffic fees** and **public network downstream traffic fees** will be incurred. If the global acceleration domain name is used as the CDN origin domain name for origin-pull, **global acceleration downstream traffic fees** and **CDN origin-pull traffic fees** will be incurred.

Billing Restrictions

1. ARCHIVED data cannot be read or downloaded until it is restored to the STANDARD storage class. Therefore, traffic generated from these requests is counted in the STANDARD storage class.
2. Public network downstream traffic is generated when the data is returned to COS through origin-pull by using a third-party CDN service.
3. Public network downstream traffic is generated when a user downloads objects through **object links** or browses objects through a **static website endpoint**.
4. Cross-region replication traffic is generated when you replicate data from a bucket in one region to a bucket in another region using APIs or the cross-region replication feature. The traffic fees will vary depending on the region where the source bucket resides.
5. For INTELLIGENT TIERING, traffic fees are subject to those of the storage class after object movement.

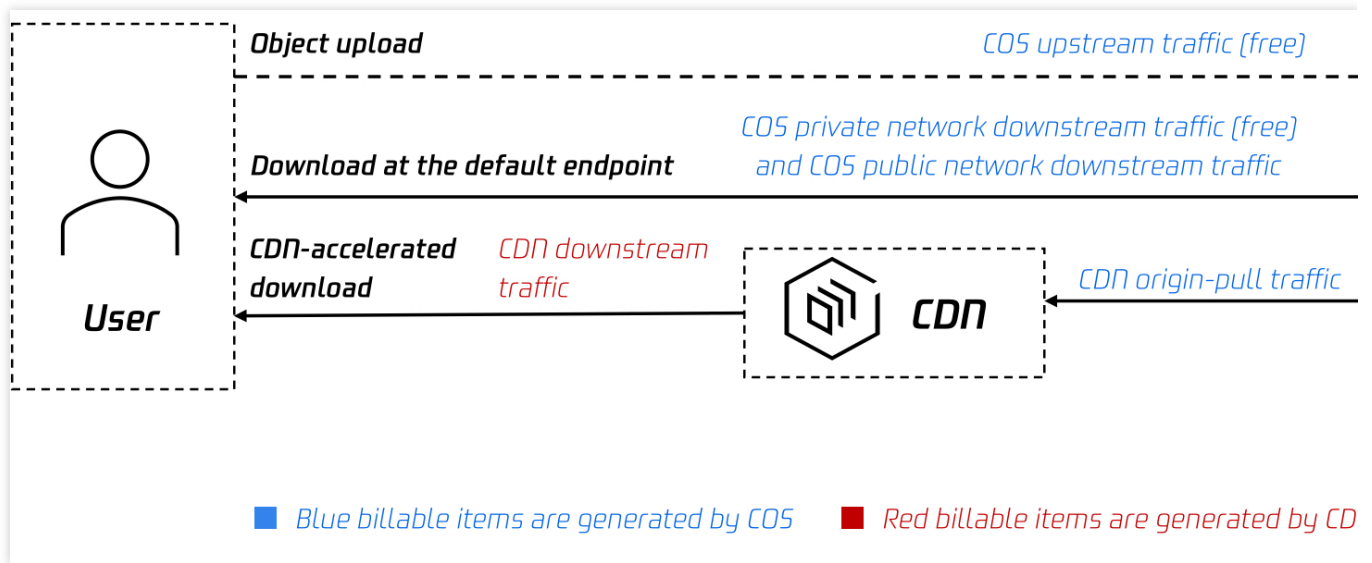
Traffic Generated by Using COS as CDN Origin

After you enable the CDN acceleration domain name, data downloads and access through it will incur fees:

Billable Item	Description
CDN origin-pull traffic	Origin-pull traffic generated by data transfer from COS to the CDN edge node when COS is used as the CDN origin.
CDN Downstream Traffic	CDN outbound traffic generated by data download from the CDN edge node to the local system or client when COS is used as a CDN origin.
COS request	COS requests generated by data transfer from COS to the CDN edge node when COS is used as the CDN origin. Request fees are billed by the number of requests sent to COS.

Note:

CDN traffic fees are charged by CDN. For detailed pricing, see [Pricing | Content Delivery Network](#).



Billing Modes and Calculation Formulas for Traffic Fees

Billing Mode	Applicable Billable Items	Calculation Formula
Pay-as-you-go	Public network downstream traffic fees CDN origin-pull traffic fees Cross-region replication traffic fees Global acceleration traffic fees	Daily billing cycle Traffic fees = unit price per GB * daily accumulated traffic
Traffic Resource Packages (Prepaid)	Public network Downstream Traffic Fees Global Acceleration Traffic Fees	<p>Traffic packages are classified according to the type of traffic as follows:</p> <p>Public network downstream traffic package: Used to deduct public network downstream traffic.</p> <p>Global acceleration traffic package: Used to deduct global acceleration traffic. According to the data transfer acceleration direction, it is divided into the following types:</p> <p>Chinese mainland only: It can deduct global acceleration traffic (both upstream and downstream traffic) fees for the transfer direction 'Chinese mainland - Chinese mainland', excluding traffic in the financial cloud regions.</p> <p>Hong Kong (China) and overseas: It can deduct global acceleration traffic (both upstream and downstream traffic) fees for</p>

transfer directions 'Chinese mainland - Hong Kong (China) and overseas', 'Hong Kong (China) and overseas - Hong Kong (China) and overseas', and 'Hong Kong (China) and overseas - Chinese mainland'.

Within the validity period of the traffic package, the traffic generated in each cycle (including the purchase day) can be deducted from the specifications of the resource package. The insufficient part will be billed on a pay-as-you-go basis.

Traffic Pricing

For the unit prices of traffic, see [Pricing | Cloud Object Storage](#).

Billing Examples

Note:

Prices in the example below are for reference only. For the actual prices, see [Pricing | Cloud Object Storage](#).

Sample: STANDARD storage fees + STANDARD request fees + Public downstream traffic fees

Assume that on November 1, 2020, user A uploaded a 10 GB object to a bucket residing in Guangzhou region in the STANDARD storage class, generating 100 requests. On November 2 and November 3, user A downloaded the object of 10 GB to the local file system over the public network with CDN disabled, generating 100 requests daily. Apart from these operations, user A did not perform any other operations. As storage usage, request, and traffic fees are settled daily, then:

STANDARD storage usage fees: Settled daily starting from November 2, 2020.

STANDARD request fees: Settled on November 2, 3, and 4, 2020.

Traffic fees: Settled on November 3 and 4, 2020.

Fees analysis:

STANDARD storage usage fees = 0.024 USD/GB/month / 30 * 10 GB * 30 days = 0.24 USD

STANDARD request fees = 0.002 USD/10,000 requests * 100 requests / 10,000 * 3 = 0.00006 USD

Public downstream traffic fees = 0.1 USD/GB x 10 GB x 2 = 2 USD

In summary, the total bill for user A in November is calculated as follows: 0.24 + 0.00006 + 2 = 2.24006 USD.

Storage Usage Fees

Last updated : 2024-06-27 15:20:29

Storage usage refers to the used storage capacity. You are charged by the objects' size and how long you stored them. For different storage classes, the unit price, minimum object size, and minimum storage duration are different as described below. The actual costs depend on the use case and storage class of the object.

Note:

For more information on storage classes, see [Storage Class Overview](#).

The billing unit of the storage capacity billing item and storage capacity packages is GB, and the capacity unit conversion ratio is 1:1,024. For example, 1 TB of standard storage capacity equals 1,024 GB. A standard storage capacity package of 1 TB can deduct fees of 1,024 GB of standard storage capacity.

Storage Usage Fees Billable Item

STANDARD storage usage fees

Billable Item Description	Applicable Region	Applicable Billing Mode
STANDARD storage usage refers to the size of your data stored in the STANDARD storage class. You will be charged by the actual STANDARD storage usage and how long you store the data.	All regions	Pay-as-you-go STANDARD storage package

MAZ_STANDARD storage usage fees

Billable Item Description	Applicable Region	Applicable Billing Mode
MAZ_STANDARD storage usage refers to the size of your data stored in the MAZ_STANDARD storage class. You will be charged by the actual MAZ_STANDARD storage usage and how long you store the data.	Beijing, Shanghai, Guangzhou, Hong Kong (China), Singapore, and Frankfurt	Pay-as-you-go

STANDARD_IA storage usage fees

Billable Item Description	Applicable Region	Applicable Billing Mode
<p>STANDARD_IA storage usage refers to the size of your data stored in the STANDARD_IA storage class. You will be charged depending on the actual use case:</p> <p>Objects stored less than 30 days will be calculated as 30 days. A single object smaller than 64 KB will be calculated as 64 KB, while objects larger than or equal to 64 KB will be billed based on their actual sizes.</p> <p>If you successfully uploaded an object to STANDARD_IA without enabling versioning, COS will delete the existing object (if any) that has the same name. In this case, storage usage fees will also be incurred for the early deletion of the object.</p>	All regions	Pay-as-you-go STANDARD_IA storage package:

MAZ_STANDARD_IA storage usage fees

Billable Item Description	Applicable Region	Applicable Billing Mode
<p>MAZ_STANDARD_IA storage usage refers to the size of your data stored in the MAZ_STANDARD_IA storage class. You will be charged depending on the actual use case:</p> <p>Objects stored less than 30 days will be calculated as 30 days. A single object smaller than 64 KB will be calculated as 64 KB, while objects larger than or equal to 64 KB will be billed based on their actual sizes.</p> <p>If you successfully uploaded an object to MAZ_STANDARD_IA without enabling versioning, COS will delete the existing object (if any) that has the same name. In this case, storage usage fees will also be incurred for the early deletion of the object.</p>	Beijing, Shanghai, Guangzhou, Hong Kong (China), Singapore, and Frankfurt	Pay-as-you-go

INTELLIGENT TIERING storage usage fees

Billable Item Description	Applicable Region	Applicable Billing Mode
INTELLIGENT TIERING storage usage refers to the size of your data stored in the INTELLIGENT TIERING storage class. You will	Beijing, Nanjing, Shanghai,	Pay-as-you-go

be charged depending on the actual use case:
 The storage usage fees vary by tier of your stored objects. If your objects are stored in the frequent access tier, you will be charged at STANDARD prices. If your objects are stored in the infrequent access tier, you will be charged at STANDARD_IA prices.
 Objects smaller than 64 KB will always be stored in the frequent access tier.
 All objects will be billed based on their actual sizes.

Guangzhou,
 Chengdu,
 Chongqing,
 Tokyo,
 Singapore, and
 Mumbai

MAZ_INTELLIGENT TIERING storage usage fees

Billable Item Description	Applicable Region	Applicable Billing Mode
<p>MAZ_INTELLIGENT TIERING storage usage refers to the size of your data stored in the MAZ_INTELLIGENT TIERING storage class. You will be charged depending on the actual use case: The storage usage fees vary by tier of your stored objects. If your objects are stored in the frequent access tier, you will be charged at MAZ_STANDARD prices. If your objects are stored in the infrequent access tier, you will be charged at MAZ_STANDARD_IA prices. Objects smaller than 64 KB will always be stored in the frequent access tier. All objects will be billed based on their actual sizes.</p>	<p>Beijing, Shanghai, Guangzhou</p>	<p>Pay-as-you-go</p>

ARCHIVE storage usage fees

Billable Item Description	Applicable Region	Applicable Billing Mode
<p>ARCHIVE storage usage refers to the size of your data stored in the ARCHIVE storage class. You will be charged depending on the actual use case: Objects stored less than 90 days will be calculated as 90 days. A single object smaller than 64 KB will be calculated as 64 KB, while objects larger than or equal to 64 KB will be billed based on their actual sizes. If you successfully uploaded an object to ARCHIVE without enabling versioning, COS will delete the existing object (if any) that</p>	<p>All public cloud regions (except Jakarta), Shenzhen Finance</p>	<p>Pay-as-you-go</p>

has the same name. In this case, storage usage fees will be incurred for the early deletion of the object.		
--	--	--

DEEP ARCHIVE storage usage fees

Billable Item Description	Applicable Region	Applicable Billing Mode
<p>DEEP ARCHIVE storage usage refers to the size of your data stored in the DEEP ARCHIVE storage class. You will be charged depending on the actual use case:</p> <p>Objects stored less than 180 days will be calculated as 180 days. A single object smaller than 64 KB will be calculated as 64 KB, while objects larger than or equal to 64 KB will be billed based on their actual sizes.</p> <p>If you successfully uploaded an object to DEEP ARCHIVE without enabling versioning, COS will delete the existing object (if any) that has the same name. In this case, storage usage fees will be incurred for the early deletion of the object.</p>	Beijing, Nanjing, Shanghai, Guangzhou, Chengdu, Chongqing, Tokyo, and Singapore	Pay-as-you-go

Early deletion

Description	Involved Storage Class
<p>Early deletion refers to the deletion of an object in the STANDARD_IA, MAZ_STANDARD_IA, ARCHIVE, or DEEP ARCHIVE storage class performed before it meets the minimum storage duration requirement after being uploaded.</p> <p>Note: Early deletion fees will be incurred in storage classes with the minimum storage duration requirement, i.e., STANDARD_IA, MAZ_STANDARD_IA, ARCHIVE, and DEEP ARCHIVE.</p>	STANDARD_IAMAZ_STANDARD_IAARCHIVEDEEP ARCHIVE

Billing rule:

If an object is deleted before it meets the minimum storage duration requirement, the storage usage fees incurred by it will be calculated based on the minimum storage duration as detailed below:

STANDARD_IA or MAZ_STANDARD_IA storage of data for less than 30 days will be calculated as 30 days.

ARCHIVE storage of data for less than 90 days will be calculated as 90 days.

DEEP ARCHIVE storage of data for less than 180 days will be calculated as 180 days.

The following operations may cause early deletion:

1. You delete an object in advance before it meets the minimum storage duration requirement.
2. You modify the attributes of an object before it meets the minimum storage duration requirement, such as custom header or storage class. In this case, COS will delete the original object after successful modification, and storage fees incurred by early object deletion will be charged.
3. When an object does not meet the minimum storage duration, you can perform data transition through the lifecycle feature, deleting the original object of the same name after data transition. At this time, storage usage fees incurred by the early deletion of the object will be charged.
4. You upload an object with the same name as an existing object to a bucket with versioning not enabled before the existing object meets the minimum storage duration requirement. In this case, COS will delete the existing object, and storage fees incurred by early object deletion will be charged.

Billing Modes and Calculation Formulas for Storage Usage Fees

Billing Mode	Applicable Billable Item	Calculation Formula
Pay-as-	STANDARD Storage	Daily Settlement

You-Go	Usage Fees STANDARD_IA Storage Usage Fees MAZ_STANDARD Storage Usage Fees MAZ_STANDARD_IA Storage Usage Fees INTELLIGENT_TIERING Storage Usage Fees ARCHIVE Storage Usage Fees DEEP_ARCHIVE Storage Usage Fees	Daily storage usage fees = Monthly storage capacity unit price/30 * Daily storage capacity Daily storage capacity = Sum of "storage capacity every 5 minutes" of the day/288 (number of sampling points)
Storage Capacity Resource Packages (Prepaid)	STANDARD Storage Usage Fees STANDARD_IA Storage Usage Fees	There are several types of storage capacity packages: STANDARD capacity package: Used to deduct the STANDARD capacity. It cannot be used to deduct the MAZ_STANDARD capacity. STANDARD_IA capacity package: Used to deduct the STANDARD_IA capacity. It cannot be used to deduct the MAZ_STANDARD_IA capacity. Within the validity period of the storage capacity package, the storage space occupied each day (including the purchase day) can be deducted from the specifications of the storage capacity package. The insufficient part will be billed on a pay-as-you-go basis.

Note:

Billing days: If settled monthly, billing is based on **30 days per month**. If settled daily, billing is based on **the actual number of days in each month**.

Bill fluctuation: With unchanged usage each month, storage capacity bills will fluctuate. For a full month's use, January is billed for 31 days, February for 28 (or 29) days, and April for 30 days.

Storage Usage Pricing

Note:

For the unit prices of storage usage, see [Pricing | Cloud Object Storage](#).

Billing Examples

Note:

Prices in the examples below are for reference only. For the actual prices, see [Pricing | Cloud Object Storage](#).

The storage capacity is calculated in binary, for example, 1 TB = 1024 GB.

Example 1: STANDARD Storage Usage Fees + STANDARD Request Fees

Assume that on January 1, 2024, user A uploaded 10 GB of data of the STANDARD type to a COS bucket in Guangzhou region, and spent 0.1216 USD on the same day to purchase a 10-GB STANDARD capacity package valid for one month and universal in the Chinese mainland (with a validity period of 32 days, effective from 2024-01-01 0:00:00 to 2024-02-01 23:59:59). On the same day, 0.01 ten thousand STANDARD read/write requests were made, with no other activities for the rest of the time, and the 10-GB data was stored in COS throughout. User A's pay-as-you-go charges are not discounted and are billed at the published price; the resource package enjoys an official discount.

Settlement is based on the charges incurred on the previous day. Therefore, user A's total fees for January 2024 include:

STANDARD storage usage fees: The STANDARD storage usage fees from 2024-01-01 0:00:00 to 2024-01-31 23:59:59, settled daily.

STANDARD request fees: The STANDARD read/write request fees from 2024-01-01 0:00:00 to 2024-01-31 23:59:59, settled daily.

The published prices for the relevant billing items in the Guangzhou region are as follows:

STANDARD capacity: 0.016 USD/GB/Month (Daily published price = Monthly published price/30)

STANDARD capacity resource package: 0.1216 USD

STANDARD read/write requests: 0.002 USD/10,000 Times

Fees analysis:

1. STANDARD capacity fees: Using the STANDARD capacity resource package, 10 GB is deducted daily. Total: 0.1216 USD.
2. STANDARD request fees: Pay-as-you-go, $(0.002 \text{ USD}/10,000 \text{ times}) \times (0.01 \times 10,000 \text{ times}) = 0.00002 \text{ USD}$.
3. Total fees: STANDARD capacity fees + STANDARD request fees = 0.1216 USD + 0.00002 USD = 0.12162 USD

In conclusion, user A's total fees in January is 0.12162 USD.

Example 2: STANDARD_IA storage usage fees + STANDARD_IA request fees

Assume that on November 1, 2020, user B uploaded 10 GB of data (including 10,000 pieces of 30 KB objects) to a bucket residing in Guangzhou region in the STANDARD_IA storage class, generating 100 requests. Apart from this, user B did not perform any other operations in November. As fees for a day were settled the next day:

STANDARD_IA storage usage fees: Settled daily starting from November 2, 2020.

STANDARD_IA request fees: Settled on November 2, 2020.

Fees analysis:

STANDARD_IA storage usage = 10 GB + 10,000 * 30 KB = 10.286 GB

STANDARD_IA storage usage fees = 0.018 USD/GB/month / 30 * 10.286 GB * 30 days = 0.19 USD

STANDARD_IA request fees = 0.01 USD/10,000 requests * 100 requests / 10,000 = 0.0001 USD

In summary, the total bill for user B in November is calculated as follows: 0.19 + 0.0001 = 0.1901 USD.

Request Fees

Last updated : 2024-06-18 20:37:08

Billable requests include **user requests** and **backend requests** generated after you configure a feature. The request fees are billed by the number of requests sent to COS.

User requests: Include requests sent to COS to upload, download, query, delete, and perform other operations through APIs, SDKs, or the console.

Backend requests: Include requests to delete STANDARD copies (when the restored archived objects expired or after a lifecycle transition), read/write data for cross-bucket replication, and deliver inventory reports.

Requests that incur fees include read requests,write requests, INTELLIGENT TIERING object monitoring, and requests that are sent to retrieve data. The following fees will be incurred if you use relevant services:

Object monitoring fees: Incurred if you upload an object in the INTELLIGENT TIERING storage class to an INTELLIGENT TIERING-enabled bucket, which will be billed by the number of uploaded objects at least 64 KB in size.

Data retrieval request fees: Incurred if you send requests to restore DEEP ARCHIVE data.

Note:

For more information on storage classes, see [Overview](#).

The billing unit of the request billing item and request packages is 10,000 requests.For example,A standard storage request package with a quota of 100,000 requests can deduct fees of 100,000 standard storage requests.

Request Fees Billable Item

Read/Write Request Fees

Billable Item Description	Applicable Storage Class	Applicable Billing Mode
<p>Fees incurred by the daily total number of sent read/write requests. Both successful and failed requests are billed.</p> <p>The minimum number of requests for billing is 10,000.</p> <p>If the daily number of requests is less than 10,000, fees will be calculated based on the actual number of requests.</p> <p>If the daily request fees don't reach the minimum deduction value, the request fees will be 0 on the bill. For more information, see Billing.</p> <p>Data in ARCHIVE and DEEP ARCHIVE storage classes cannot be directly read or downloaded.</p> <p>Data uploaded to ARCHIVE or DEEP_ARCHIVE will generate an upload request. This request is charged according to the read/write</p>	All	<p>Pay-as-you-go STANDARD request package</p> <p>STANDARD_IA request package</p> <p>NOTE: request packages are not available for INTELLIGENT TIERING storage</p>

request fees of ARCHIVE/DEEP_ARCHIVE. For details, refer to [Pricing](#).

If you directly access ARCHIVE or DEEP ARCHIVE data not restored yet, a request error will be reported, but the request will still be billed as an ARCHIVE/DEEP ARCHIVE read/write request. For more information, see [Pricing | Cloud Object Storage](#).

If you restore an object in ARCHIVE, a copy will be generated in the STANDARD storage class, which will be billed at the STANDARD storage usage price. If you access the copy, a read/write request will be generated, which will be billed at the STANDARD read/write request price.

If you restore an object in DEEP ARCHIVE, a copy will be generated in the STANDARD storage class, which will be billed at the STANDARD storage usage price. If you access the copy, a read/write request will be generated, which will be billed at the DEEP ARCHIVE read/write request price.

INTELLIGENT TIERING Object Monitoring Fees

Billable Item Description	Applicable Storage Class	Applicable Billing Mode
After the INTELLIGENT TIERING storage configuration is enabled for a bucket, the system will monitor it in real time. If INTELLIGENT TIERING objects are uploaded into this bucket, relevant fees will be incurred. These fees are calculated based on the number of objects which are greater than or equal to 64 KB.	INTELLIGENT TIERING MAZ_INTELLIGENT TIERING	Pay-as-you-go

Data Retrieval Request Fees

Billable Item Description	Applicable Storage Class	Applicable Billing Mode
When restoring (thawing) data from ARCHIVE or DEEP ARCHIVE storage, COS will charge retrieval request fees based on the number of restore requests sent. Fees are divided into the following categories based on the user-selectable retrieval modes: DEEP ARCHIVE standard retrieval request fees	DEEP ARCHIVE	Pay-as-you-go

DEEP ARCHIVE bulk retrieval request fee

Billing Modes and Calculation Formulas for Request Fees

Billing Mode	Applicable Billable Item	Calculation Formula
Pay-as-You-Go	Read Request Fees Write Request Fees INTELLIGENT_TIERING Object Monitoring Fees ARCHIVE Retrieval Request Fees DEEP_ARCHIVE Retrieval Request Fees	Daily Settlement Read request fees = Daily price per ten thousand requests × Daily cumulative number of requests/10000 Object monitoring fees = Monthly price per ten thousand objects for monitoring/30 × Daily cumulative number of objects/10000 = Daily price per ten thousand objects for monitoring × Daily cumulative number of objects/10000 Retrieval request fees = Daily price per ten thousand requests × Daily cumulative number of requests/10000
Read/Write Request Resource Package (Prepaid)	STANDARD Read Request Fees STANDARD Write Request Fees STANDARD_IA Read Request Fees STANDARD_IA Write Request Fees	Read/write request resource package: According to the STANDARD and STANDARD_IA types, it is divided into the following categories STANDARD request package: Used to deduct the fees incurred by STANDARD read/write requests STANDARD_IA request package: Used to deduct the fees incurred by STANDARD_IA read/write requests Note: The request package is not applicable to INTELLIGENT_TIERING.

Note:

Billing days: If settled monthly, billing will be based on **30 days per month**. If settled daily, billing will be based on the **actual number of days in each month**. If you use the service for an entire month, January will be billed for 31 days, February for 28 (or 29) days, and April for 30 days.

Request Pricing

For the unit prices of requests, see [Pricing | Cloud Object Storage](#).

Note:

Starting from September 30, 2021, published prices for COS DEEP_ARCHIVE read/write requests will be adjusted. For details, refer to the [Documentation](#).

The price for public cloud services in Chinese mainland, Hong Kong (China), and overseas regions will be reduced to 0.07 USD/10,000 times.

This price will take effect in the billing statement of October 01, 2021 (that is, September 2021 billing statement).

Billing Examples

Note:

Prices in the following examples are for reference only. For the actual prices, see [Pricing | Cloud Object Storage](#).

Both successful and failed requests are billed.

Example: STANDARD storage usage fees + STANDARD request fees

Assuming that on April 1, 2024, user A uploaded 10 GB of STANDARD data to a COS bucket in the Guangzhou region, and on the same day spent 0.01 USD to purchase a STANDARD request package of 100,000 times, universally valid in the Chinese mainland for a validity period of 1 month. On that day, the user repeatedly called the GET Bucket API to query the object list, making a total of 100,000 requests. With no other operations performed for the rest of the time and settling daily charges incurred on the previous day, then:

STANDARD storage usage fees: Settled daily starting from April 2, 2024.

STANDARD request fees: Settled on April 2, 2024.

Fees analysis:

STANDARD storage usage fees: Pay-as-you-go, $0.024 \text{ USD/GB/Month/30} \times 10 \text{ GB} \times 30 \text{ days} = 0.24 \text{ USD}$

STANDARD request fees: Using the STANDARD request package, 100,000 requests are deducted within the validity period (April 1, 2024, to April 30, 2024). Total: 0.01 USD.

In summary, based on the analysis above, the total bill for user A in April is $0.24 + 0.01 = 0.25 \text{ USD}$.

Data Retrieval Fees

Last updated : 2024-01-06 14:38:07

Retrieving data stored in STANDARD_IA, ARCHIVE, or DEEP ARCHIVE incurs data retrieval fees, which will be charged according to the size of the data retrieved.

Note:

For more information on storage classes, see [Storage Class Overview](#).

STANDARD_IA Data Retrieval Fees

Billable Item Description	Applicable Storage Class	Applicable Billing Mode
Data stored in STANDARD_IA can only be read/downloaded after it is restored. The data retrieval fees are calculated based on the size of the object.	STANDARD_IA	Pay-as-you-go

Note:

If you set a lifecycle policy for data in STANDARD_IA (for example, transition data from STANDARD_IA to ARCHIVE or DEEP ARCHIVE), **retrieval fees** and **request fees** for the STANDARD_IA data will be incurred when the policy is implemented.

ARCHIVE/DEEP ARCHIVE Data Retrieval Fees

Billable Item Description	Applicable Storage Class	Applicable Billing Mode
Data stored in ARCHIVE/DEEP ARCHIVE can only be read/downloaded after it is restored to the STANDARD storage class (i.e., generating a copy in STANDARD) The following fees may be incurred for different storage classes and restoration modes: ARCHIVE data retrieval fees (expedited)	ARCHIVE DEEP ARCHIVE	Pay-as-you-go

ARCHIVE data retrieval fees (standard)		
ARCHIVE data retrieval fees (bulk)		
DEEP ARCHIVE data retrieval fees (standard)		
DEEP ARCHIVE data retrieval fees (bulk)		

Billing Mode and Calculation Formula

Billing Mode	Applicable Billable Item	Calculation Formula
Pay-as-you-go	MAZ_STANDARD_IA data retrieval STANDARD_IA data retrieval ARCHIVE data retrieval DEEP ARCHIVE data retrieval	Daily billing cycle Data retrieval fees = unit price per GB * daily amount of data retrieved

Data Retrieval Pricing

For the unit prices of data retrieval, see [Pricing | Cloud Object Storage](#).

Billing Examples

Note:

Prices in the following examples are for reference only. For the actual prices, see [Pricing | Cloud Object Storage](#).

The storage capacity is calculated in binary, for example, 1 TB = 1024 GB.

Example: STANDARD_IA storage usage fees + STANDARD_IA data retrieval fees + STANDARD_IA request fees + Public downstream traffic fees

Assume that on November 1, 2020, user B uploaded 5 GB of data to a bucket residing in Guangzhou region in the STANDARD_IA storage class, generating 100 requests. On November 2, user B read the data over the public network with CDN disabled, generating 100 requests. Apart from these operations, user B did not perform any other operations. As fees for a day were settled the next day, then:

STANDARD_IA storage usage fees: Settled daily starting from November 2, 2020.

STANDARD_IA Data retrieval fees: Settled on November 2, 2020.

STANDARD_IA request fees: Settled on November 2 and 3, 2020.

Public network downstream traffic fees: Settled on November 3, 2020.

Fees analysis:

STANDARD_IA storage usage fees = 0.018 USD/GB/month / 30 * 5 GB * 30 days = 0.09 USD

STANDARD_IA data retrieval fees = 0.002 USD/GB x 5 GB = 0.01 USD

STANDARD_IA request fees = 0.01 USD/10,000 requests * 100 requests / 10,000 * 2 = 0.0002 USD

Public downstream traffic fees = 0.1 USD/GB x 5 GB = 0.5 USD

In summary, the total bill for user B in November is calculated as follows: 0.09 + 0.01 + 0.0002 + 0.5 = 0.6002 USD.

Management Fees

Last updated : 2024-06-03 17:48:43

Management feature fees are calculated based on the use of COS management features such as inventory and COS Select.

Note:

For more information on storage classes, see [Storage Class Overview](#).

Management Fees Billable Item

Billable Item	Applicable Storage Class	Description	Billed By
Inventory feature	All	Fees incurred from listing bucket objects after the inventory feature is enabled	Pay-as-you-go
COS Select	STANDARD、STANDARD_IA	When you use the COS Select feature to extract the content of the specified object, fees will be charged based on the actual amount of data extracted.	Pay-as-you-go
Batch operation	All	Once you enable the batch operation feature, COS will bill you based on the number of jobs created and objects processed	Pay-as-you-go
Object tagging	All	Once you enable the object tagging feature, COS will bill you based on the number of object tags set	Pay-as-you-go

Billing Mode and Calculation Formula

Billed By	Billable Item	Calculation Formula
Pay-as-you-go	Inventory feature	Daily billing cycle Inventory fees = number of objects listed / 1 million * unit price

	COS Select	Daily billing cycle Extraction fees = unit price per GB * daily accumulated amount of data extracted
	Batch operation	Batch operation fees include job fees and object processing fees. Daily billing cycle Job fees = number of jobs created * unit price Object processing fees = number of objects processed / 10,000 * unit price
	Object tagging	Daily billing cycle Object tagging fees = number of tags / 10,000 * unit price

Management Feature Pricing

For the unit prices of management features, see [Pricing | Cloud Object Storage](#).

Note:

On September 30, 2021, the list prices of the object tagging feature were reduced.

The public cloud prices for regions in and outside the Chinese mainland were reduced to 0.00025817 USD/10,000 tags/day and 0.0003098 USD/10,000 tags/day, respectively.

These prices have taken effect for bills generated starting from October 1, 2021 (i.e., fees incurred after September 30, 2021).

Billing Examples

Note:

Prices in the following examples are for reference only. For the actual prices, see [Pricing | Cloud Object Storage](#).

Example 1: STANDARD storage usage fees + object tagging fees + request fees

Assume that on November 1, 2020, user A uploaded 10 GB of data to a bucket residing in the Guangzhou region in the STANDARD storage class and added tags for 100,000 objects on the same day, generating 100,000 requests. Apart from these operations, user A did not perform any other operations. As fees for a day were settled the next day, then:

STANDARD storage usage fees: Settled daily starting from November 2, 2020.

STANDARD request fees: Settled on November 2, 2020.

Object tagging fees: Settled on November 2, 2020.

Fees analysis:

STANDARD storage usage fees = $0.024 \text{ USD/GB/month} / 30 * 10 \text{ GB} * 30 \text{ days} = 0.24 \text{ USD}$

STANDARD request fees = $0.002 \text{ USD}/10,000 \text{ requests} * 100,000 \text{ requests} = 0.02 \text{ USD}$

Object tagging fees = $0.00025817 \text{ USD}/10,000 \text{ tags/day} * 30 * 100,000 \text{ tags} = 0.077451 \text{ USD}$

In summary, the total bill for user A in November is calculated as follows: $0.24 + 0.02 + 0.077451 = 0.337451 \text{ USD}$.

Example 2: STANDARD storage usage fees + extraction fees + request fees

Assume that on November 1, 2020, user A uploaded 10 GB of data to a bucket residing in Guangzhou region in the STANDARD storage class and extracted data of 5 GB on the same day, generating 100,000 requests. Apart from these operations, user A did not perform any other operations. As fees for a day were settled the next day, then:

STANDARD storage usage fees: Settled daily starting from November 2, 2020.

STANDARD request fees: Settled on November 2, 2020.

Extraction fees: Settled on November 2, 2020.

Fees analysis:

STANDARD storage usage fees = $0.024 \text{ USD/GB/month} / 30 * 10 \text{ GB} * 30 \text{ days} = 0.24 \text{ USD}$

STANDARD request fees = $0.002 \text{ USD}/10,000 \text{ requests} * 100,000 \text{ requests} = 0.02 \text{ USD}$

Extraction fees = $0.0018 \text{ USD/GB} * 5 \text{ GB} = 0.009 \text{ USD}$

In summary, the total bill for user A in November is calculated as follows: $0.24 + 0.02 + 0.009 = 0.269 \text{ USD}$.

Metadata Acceleration Fees

Metadata Acceleration Fees

Last updated : 2024-07-24 11:32:25

Note:

Starting from March 2022, users can access the Cloud Object Storage (COS) metadata acceleration feature for a free trial. As of January 1, 2024, at 00:00:00 (UTC+8), the feature has been deployed with a pay-as-you-go billing model. Please refer to the documentation for more billing details.

[Metadata Acceleration](#) is a high-performance file system feature offered by COS. It leverages the powerful metadata management feature of Cloud HDFS (CHDFS) at the underlying layer to allow you to access COS over file system semantics. It can increase the bandwidth to 100 GB/s, improve QPS to over 100,000, and reduce the latency to the millisecond level. If you use the metadata acceleration feature, corresponding fees will be charged.

Billing Overview

Metadata acceleration costs are calculated based on the number of directories, files, and storage duration in the user's metadata acceleration bucket. See details below:

Billable Item	Description	Region	Billing Mode
Metadata acceleration fees	Fees charged to the user for using the metadata acceleration feature, which are calculated based on the number of directories, files, and storage duration in the user's metadata acceleration bucket.	Chinese mainland: Beijing, Shanghai, Guangzhou, Nanjing, Chengdu, and Chongqing Hong Kong (China) and outside Chinese mainland: Hong Kong (China), Singapore, Frankfurt, Silicon Valley (West US), and Virginia (East US)	Pay-as-you-go

Billing Mode and Calculation Formulas

Metadata acceleration is billed on a pay-as-you-go basis, and cannot be offset by resource packages. The calculation method is as follows:

Applicable Billing Item	Billing Mode	Calculation Formula
Metadata acceleration fees	Pay-as-you-go	Fees are settled daily

	Daily metadata acceleration fees = ((daily number of directories + daily number of files) / 10,000) x metadata acceleration unit price Daily number of directories = Sum of "Number of directories in the metadata acceleration bucket every 5 minutes" of the day / 288 (sampling rate) Daily number of files = Sum of "Number of files in the metadata acceleration bucket every 5 minutes" of the day / 288 (sampling rate)
--	--

Note:

288 (sampling rate) indicates the number of samples taken every 5 minutes over a 24-hour period (00:00:00 to 23:59:59). This means that 288 samples are taken every day.

Pricing

Metadata acceleration costs are calculated based on the number of directories, files, and storage duration in the user's metadata acceleration bucket, rather than storage class. Pricing varies by region as follows:

Region	Metadata Acceleration Price (USD/10,000 directories and files/day)
Beijing, Shanghai, Guangzhou, Nanjing, Chengdu, and Chongqing	0.0014
Hong Kong (China), Singapore, Frankfurt, Silicon Valley (West US), and Virginia (East US)	0.0019

Billing Examples

Example: Creating a Directory and Uploading Files

User A created a metadata acceleration bucket in Beijing at 00:00:00 (UTC+8) on Jan 1, 2024. They then created a new directory called new_folder/ and uploaded 20,000 files into it. These operations were completed by 00:04:00 (UTC+8), and there were no further user actions afterwards.

Based on the pay-as-you-go billing model, the cost analysis is as follows:

Daily number of directories = (0 directories × 1 (sampling rate) + 1 directory × 287 (sampling rate)) / 288 (sampling rate) = 0.99653

Daily number of files = (0 files × 1 (sampling rate) + 20,000 files × 287 (sampling rate)) / 288 (sampling rate) = 19,930.55556

Daily metadata acceleration fees = $((0.99653 \text{ directories} + 19,930.55556 \text{ files}) / 10,000) \times 0.0014 \text{ USD} = 0.00279 \text{ USD}$

Data Processing Fees

Image Processing Fees

Last updated : 2023-12-28 15:34:56

Based on the Cloud Infinite (CI), the Cloud Object Storage (COS) offers users the flexible and powerful [image processing](#) function, such as rotation, cropping, format conversion and zoom. It provides not only image slimming solutions such as Guetzli compression, TPG transcoding and HEIF transcoding, but also copyright protection solutions such as image or text watermark, and exclusive blind watermark, which meets the image requirements in various business scenarios.

The image processing fees depend on the types of image processing, which include basic image processing, advanced image compression, Guetzli image compression, smart image compression, blind watermark, abnormal image detection and intelligent poster generation. See the details below:

Billable Item	Description	Billing Cycle	Applicable Billing Mode
Basic image processing	Fees generated in the basic processing of cropping, watermark and information retrieval of images by users when they download images or perform persistent operations. The basic image processing function performs the calculation of data processing capacity based on the size of the original image file .	Monthly settlement	Pay-as-you-go. Resource package: Basic image processing resource package.
Advanced image compression	Fees generated by image conversion to formats with a high compression ratio such as TPG, AVIF and HEIF. Such fees are charged by the number of use times .		Pay-as-you-go. Resource package: Image compression resource package. Deductions of AVIF format are made at a 1:3 ratio.
Guetzli image compression	Fees generated by Guetzli lossless compression of image quality of JPG images. Such fees are charged by the number of compression times .		Pay-as-you-go. Resource package: Image compression resource. package. Deductions are made at a 1:10 ratio.
Smart image compression	Fees generated by using the smart image compression method for image compression.		Pay-as-you-go. Resource package:

	Such fees are charged by the number of processing times .		Image compression resource package.
Blind watermark	Fees generated by blind watermark operations performed on images, which include two forms: adding and extracting . Such fees are charged by the number of processing times .		Pay-as-you-go. Resource package: Blind watermark resource package.
Abnormal image detection	Fees generated by the detection of abnormal images, which are charged by the number of processing times .		Pay-as-you-go.
Intelligent poster generation	Fees generated by using templates to generate a variety of finished posters, which are charged by the number of processing times .		Pay-as-you-go.

Basic image processing and advanced image compression support 3000 QPS by default. If the QPS peak value of your total request is higher than 3000, please contact your business manager or [submit a ticket](#) to inquire about issues on enabling higher QPS and billing.

Fees for advanced image compression and smart image compression are charged by the actual number of compression.

When you perform compression by processing upon download, each request carrying compression parameters will trigger compression once. Multiple requests for the same image will result in multiple charges.

When you perform compression by processing upon upload or in-cloud data processing, one-time compression will be triggered when the compression parameters are used. Subsequent direct access to the compressed image URL without carrying compression parameters will not incur compression fees.

If you use advanced image compression and basic image processing in one operation request, only the advanced compression fee will be charged.

Fees for Guetzli image compression are charged based on the actual number of compression.

Guetzli compression is an asynchronous compression. There will be 15 days of a caching period after compression by the server. Multiple accesses to the same image during this period will not trigger additional compression, so there are no multiple compression fees. After this cache period passes, repeat access will lead to compression.

Pricing

Billable Item	Price
Basic image processing	≤ 10 TB: Free of charge > 10 TB: 0.01 USD/GB
Advanced image compression	TPG: 0.015 USD/1,000 times

	HEIF: 0.015 USD/1,000 times AVIF: 0.045 USD/1,000 times
Guetzli image compression	0.15 USD/1,000 times
Smart image compression	0.01493 USD/1,000 times
Blind watermark	Adding blind watermark: 0.15 USD/1,000 times Extracting blind watermark: 0.15 USD/1,000 times
Abnormal image detection	0.01493 USD/1,000 times
Intelligent poster generation	0.02985 USD/time

Advanced Image Compression

Fees for advanced image compression will be charged with different weight coefficients for different specifications based on your image specifications.

The final billing will be uniformly conducted for advanced image compression. The details can be viewed by logging in to the console and accessing [image processing statistics](#).

Billable Item	Specification	Price	Weight Coefficient	Converted Price
Advanced Image Compression (HEIF/TPG)	Small image $\leq 800 \times 600$	0.015 USD/1,000 times	0.3	0.0045 USD/1,000 times
	$800 \times 600 < \text{medium image} \leq 1920 \times 1080$		1	0.015 USD/1,000 times
	$1920 \times 1080 < \text{large image} \leq 4096 \times 2160$		3	0.045 USD/1,000 times
	$4096 \times 2160 < \text{extra large image}$		15	0.225 USD/1,000 times
Advanced Image Compression (AVIF)	Small image $\leq 800 \times 600$	0.045 USD/1,000 times	0.1	0.0045 USD/1,000 times
	$800 \times 600 < \text{medium image} \leq 1920 \times 1080$		0.3	0.0135 USD/1,000 times
	$1920 \times 1080 < \text{large image} \leq 4096 \times 2160$		1	0.045 USD/1,000 times
	$4096 \times 2160 < \text{extra large image}$		5	0.225 USD/1,000 times

Advanced Image Compression (SVG)	No distinction between specifications	0.015 USD/1,000 times	No weight coefficient
----------------------------------	---------------------------------------	-----------------------	-----------------------

Assume that you used AVIF for 800,000 times last month, 600,000 times were for the small images less than 800 x 600 pixels in size, and 200,000 times were for the medium images less than 1920 x 1080 pixels in size.

Since the billing unit for advanced image compression is thousand times, the unit of usage is converted to thousand times for calculation. Hence, there were 600 thousand times for the small images smaller than 800 x 600 pixels in size, and 200 thousand times for the medium images smaller than 1920 x 1080 pixels in size.

Hence, the cost is calculated as: 600 (thousand) x 0.045 (USD/thousand) x 0.1 (coefficient) + 200 (thousand) x 0.045 (USD/thousand) x 0.3 (coefficient) = 5.4 USD.

Billing Example

Requirements

Suppose that you upload a series of images to a bucket, you use the image cropping and advanced image compression functions offered by CI for real-time processing of images and add blind watermark when uploading images.

Based on usage statistics, the total usage reaches 5TB for basic image processing, 10,000 times for advanced image compression and 10,000 times for blind watermark.

Monthly Fees Calculation

Billable Item	Free Usage	Unit Price	Resource Package	Pay-as-you-go	Fee (Unit Price * Pay-as-you-go)
Basic image processing fees	10TB	0.01 USD/GB/month	No	0GB	0 USD
Advanced image compression fees	No	0.015 USD/1,000 times	No	10,000 times	0.15 USD
Blind watermark fees	No	0.15 USD/1,000 operations	No	10,000 times	1.5 USD
Monthly fees	-	-	-	-	1.65 USD

Note:

CI does not charge for the traffic generated by uploading images. Real-time processing of images when they are uploaded will not generate traffic charge.

The billing sequence for CI is: resource package > pay-as-you-go. Guetzli compression can be deducted by using the image compression resource package, hence, there are no charges incurred for pay-as-you-go.

Storage fees are charged by [COS](#).

Once you've known about the types of image processing fees and the billing item descriptions, you can assess the quantity of resource to be processed according to your own business requirements, and utilize the [CI price calculator](#) for calculation. Finally, export the budget list.

Content Moderation Fees

Last updated : 2023-12-28 15:48:21

Based on the Cloud Infinite (CI), the Cloud Object Storage (COS) offers [content moderation function](#). It provides users with secure and intelligent content moderation service of files including images, videos, voice and texts to assists them to effectively identify the pornographic and illegal files as well as advertising, and avoid operational risks.

Content moderation fees are divided into **image moderation**, **text moderation**, **video moderation**, **audio moderation**, **live streaming moderation**, **document moderation** and **webpage moderation** fees according to the types of moderations. See the details below:

Billable Item	Description	Billing Cycle	Applicable Billing Mode
Image moderation	Fees generated by using the image moderation function, which are charged by the number of image moderation .	Monthly settlement	Pay-as-you-go Resource package: Content moderation resource package
Text moderation	Fees generated by using the TAS function, which are charged by the piece for moderation each month .		
Video moderation	Fees generated by using the MAS function including video frame capture moderation , video frame capture , and audio sound moderation .		
Audio moderation	Fees generated by using the AAS function, which are charged by the total duration of audio moderated each month .		
Live streaming moderation	Fees generated by using the live streaming moderation function including live streaming image moderation fees and live streaming audio moderation fees .		
Document moderation	Fees are generated by using the DAS function including document page moderation and document processing .		
Webpage moderation	Fees are generated by using the webpage moderation function cluding Webpage-internal IMGA and Webpage-internal TAS .		
Human moderation	The TMS team offers a secondary manual moderation for the content deemed sensitive by the	Daily settlement	Pay-as-you-go

machine moderation, the fees for which are charged by the number of moderation .		
---	--	--

Pricing

The price for content moderation varies with moderation types and methods, as shown below:

Auto-moderation means that users pre-configure the content moderation function. After users upload data to a bucket, we will automatically moderate the data.

Historical data moderation refers to the moderation of the existing historical data of users. Upon creating a historical data moderation task by users, the backend will initiate a batch moderation of the specified data. Historical data moderation will automatically schedule the moderation situation of the backend, the moderation resource of which will give priority to automatic moderation service. As it mainly uses spare backend resources for historical data moderation, the pricing is comparatively lower than **auto-moderation**.

Human moderation, different from machine moderation, is provided by the TMS team, who performs a secondary moderation for the content deemed sensitive by machine moderation.

Image Moderation

Both using **automatic data moderation** method and using **API calls** for moderation will generate **image content moderation** fees.

Conducting moderation via **historical data moderation** method will generate **image content moderation - off-peak** fees.

Image Content Moderation

Monthly Moderation Duration (N)	Price
$N \leq 3$ million	0.22 USD/1,000 times
$3 \text{ million} < N \leq 15$ million	0.20 USD/1,000 times
$15 \text{ million} < N \leq 30$ million	0.18 USD/1,000 times
$N > 30$ million	0.16 USD/1,000 times

Image Content Moderation - Off-Peak

Monthly Moderation Duration (N)	Price

$N \leq 3$ million	0.067 USD/1,000 times
$3 \text{ million} < N \leq 15 \text{ million}$	0.06 USD/1,000 times
$15 \text{ million} < N \leq 30 \text{ million}$	0.058 USD/1,000 times
$N > 30 \text{ million}$	0.049 USD/1,000 times

Note:

Image moderation includes moderation of various scenarios, with **each scenario billed separately**. For instance, if you select both pornographic and advertising scenarios, it will be calculated as two scenarios of moderation.

Text Moderation

Both using **automatic data moderation** method and using **API calls** for moderation will generate **text content moderation** fees.

Conducting moderation via **historical data moderation** method will generate **text content moderation - off-peak** fees.

Text Content Moderation

Monthly Moderation Duration (N)	Price
$N \leq 500,000$ entries	0.33 USD/1,000 entries
$500,000 \text{ entries} < N \leq 3,000,000 \text{ entries}$	0.29 USD/1,000 entries
$3,000,000 \text{ entries} < N \leq 15,000,000 \text{ entries}$	0.26 USD/1,000 entries
$15,000,000 \text{ entries} < N \leq 30,000,000 \text{ entries}$	0.19 USD/1,000 entries
$N > 30,000,000 \text{ entries}$	0.15 USD/1,000 entries

Text Content Moderation - Off-peak

Monthly Moderation Duration (N)	Price
$N \leq 500,000$ entries	0.1 USD/1,000 entries
$500,000 \text{ entries} < N \leq 3,000,000 \text{ entries}$	0.085 USD/1,000 entries
$3,000,000 \text{ entries} < N \leq 15,000,000 \text{ entries}$	0.078 USD/1,000 entries
$15,000,000 \text{ entries} < N \leq 30,000,000 \text{ entries}$	0.056 USD/1,000 entries

N > 30,000,000 entries

0.044 USD/1,000 entries

Note:

TAS is billed according to the pieces. Each piece is calculated as 10,000 UTF-8 encoded characters. If it is less than one piece, it will be billed as one piece. Text moderation is charged according to the number of pieces, every 10,000 utf8 encoded characters is counted as one, less than one is counted as one.

TAS moderation includes moderation of various scenarios, with **each scenario billed separately**. For instance, if you select both pornographic and advertising scenarios, this will be calculated as two scenarios of moderation.

Video Moderation

Video moderation is comprised of **video frame capture moderation**, **video frame capture**, and **audio sound moderation**. See the details below:

Video frame capture moderation: It is based on the ability to capture video frames. The video is taken apart into individual screenshots for moderation, with the fee being consistent with that of image moderation.

Video frame capture: The corresponding [Video frame capture fees](#) will be incurred.

Audio sound moderation: The audio portion is isolated from the video for audio moderation. The fee is consistent with that of audio moderation.

Note:

Both using **automatic data moderation** method and using **API calls** for moderation will generate **content moderation** fees.

Conducting moderation via **historical data moderation** method will generate **content moderation - off-peak** fees.

Video moderation can moderate various scenarios, with **each scenario billed separately**. For instance, if you select both pornographic and advertising scenarios, this will be calculated as two scenarios of moderation.

Audio Moderation

Both using **automatic data moderation** method and using **API calls** for moderation will generate **audio content moderation** fees.

Conducting moderation via **historical data moderation** method will generate **audio content moderation - off-peak** fees.

Audio Content Moderation

Monthly Moderation Duration (N)	Price
N ≤ 1500 hours	0.136 USD/hour

1500 hours < N ≤ 5000 hours	0.12 USD/hour
5000 hours < N ≤ 20000 hours	0.106 USD/hour
20000 hours < N ≤ 100000 hours	0.09 USD/hour
N > 100000 hours	0.076 USD/hour

Audio Content Moderation - Off-Peak

Monthly Moderation Duration (N)	Price
N ≤ 1500 hours	0.04 USD/hour
1500 hours < N ≤ 5000 hours	0.036 USD/hour
5000 hours < N ≤ 20000 hours	0.31 USD/hour
20000 hours < N ≤ 100000 hours	0.027 USD/hour
N > 100000 hours	0.022 USD/hour

Note:

Audio content moderation can moderate various scenarios, with **each scenario billed separately**. For instance, if you select both pornographic and advertising scenarios, it will be calculated as two scenarios of moderation.

Live Streaming Moderation

Live streaming moderation is divided into **Live Video Moderation** and **Live Audio Moderation**, which are shown as follows:

Live video moderation: The live streaming is captured as multiple images for moderation, without any additional frame capture fees. See the table below for moderation fees.

Live audio moderation: The audio is separated from the live streaming and cut into multiple audio clips for AAS, without additional cost of separation and cutting. See the table below for moderation fees.

Moderation Type	Price
Live video moderation	0.47 USD/1,000 images
Live audio moderation	0.315 USD/hour

Note:

Live moderation can moderate various scenes, and **the billing method remains the same regardless of the scenario you select**. For instance, if you select both pornographic and advertising scenarios, moderate one live screenshot will be counted as one moderation.

Document Moderation

DAS is divided into **document page moderation** and **document processing**. See the details below:

Document page moderation: Based on document processing capability, it preprocesses and converts all the pages of a document into images for moderation. Moderation fees are consistent with those of image moderation.

Document processing: This will generate corresponding [Document-to-image conversion fees](#).

Note:

Both using **automatic data moderation** method and using **API calls** for moderation will generate **content moderation** fees.

Conducting moderation via **historical data moderation** method will generate **content moderation - off-peak** fees. DAS supports moderation in numerous scenarios, with **each scenario billed separately**. For instance, if you select both pornographic and advertising scenarios, it will be calculated as two scenarios of moderation.

Webpage Moderation

Webpage moderation is divided into **Webpage-internal IMGA** and **Webpage-internal TAS**. See the details below:

Webpage-internal IMGA: It refers to the moderation of images within the webpage. The moderation fees are the same with image moderation fees.

Webpage-internal TAS: It refers to the moderation of texts within the webpage. The moderation fees are the same with TAS fees.

Note:

Webpage moderation can moderate various scenarios, with **each scenario billed separately**. For instance, if you select both pornographic and advertising scenarios, it will be calculated as two scenarios of moderation.

Billing Example

Requirements

User A used the historical data moderation service to moderate 100,000 images in a bucket for pornographic and advertising scenarios. Later, He used the automated moderation function to moderate an additional 10,000 images in

the same scenarios.

Fee Calculation

Billable Item	Usage	Free Usage	Unit Price	Billing Usage	Fees (Unit Price * Billing Usage)
Image content moderation - off-peak	100,000 images	No	0.067 USD/1,000 times	100,000*2	$100 * 2 * 0.067 = 13.4$ USD
Image content moderation	10,000 images	No	0.22 USD/1,000 times	10,000*2	$10 * 2 * 0.22 = 4.4$ USD
Monthly fees	-	-	-	-	17.8 USD

Note

Image moderation fees = Image unit price x number of moderation scenarios x number of images.

Upon understanding the component of content moderation fees and the description of billable items, you can evaluate the amount of resources according to your business needs, then use the [CI price calculator](#) for calculation and subsequently export the budget list.

Content Recognition Fees

Last updated : 2023-12-28 16:01:22

Based on the Cloud Infinite (CI), the Cloud Object Storage (COS) offers the content recognition capability, integrating a plethora of powerful features of Tencent Cloud AI. It provides value-added services like QR code recognition, image tagging, image quality assessment, and face recognition for data in Cloud Object Storage (COS). It has been widely used in many scenarios, including e-commerce websites, social apps, photo apps, video websites, etc., which facilitates effective content management for users.

The content recognition fees include fees of **QR Code Recognition, Image tagging, Assess Quality and Face Recognition** and other services. The details are as follows:

Billing Item	Description	Billing Cycle	Applicable Billing Mode
QR Code Recognition	Fees incurred by QR code recognition performed on images. Such fees are charged by the number of recognition times .	Billed Monthly	Pay-as-you-go
Image Tagging	Fees incurred by using the image tagging service (displayed as content recognition fees in the bill). Such fees are charged by the number of identification times .		
Assess Quality	Fees incurred as a result of performing a quality assessment on images, Such fees are charged by the number of evaluation times .		
Face Recognition	Fees incurred for the recognition of faces depicted in the images, including face detection, special effects (beauty enhancement, gender switch, age transformation, portrait segmentation, etc.). Such fees are charged by the number of recognition times .		
Liveness Recognition	Fees incurred for conducting Electronic Know Your Customer (eKYC) on images. Such fees are charged by number of successful API calls .		
Recognize Car	Fees incurred for the execution of VEHICLEOCR on images, which includes: license plate detection and vehicle detection. Such fees are charged by the number of recognition times .		
ID Card OCR	Fees incurred by executing OCR on images, encompassing General Text Recognition (General Basic		

	OCR、General Accurate OCR、General Efficient OCR、Handwriting OCR). Such fees are charged by the number of identification times .	
Image Search	Fees incurred by searching for images, including image indexing and image search. Such fees are charged by the number of image processing times .	
Image Repair	Fees incurred by image repair. Such fees are charged by the number of usages .	
AI General Matting	Fees incurred by image matting performed on images. Such fees are charged by the number of usage times .	
Logo Recognition	Fees incurred by recognizing logos in the images. Such fees are charged by the number of recognition times .	
Speech Analysis	Fees incurred by analyzing textual content and offering functions such as word segmentation and part-of-speech tagging. Such fees are charged by the number of usage times .	
Body Recognition	Fees incurred by recognizing human bodies in the images. Such fees are charged by the number of recognition .	
Text Translation	Fees incurred by the translation of documents and text. Such fees are charged by the number of translated characters .	
Image Translation	Fees incurred by translating images. Such fees are charged by the number of image translation times .	
Image Super Resolution	Fees incurred by reconstructing a high-resolution image from a low-resolution one. Such fees are charged by the number of image processing times .	
Segment Video Body	Fees incurred by analyzing the input video, identifying the portrait area segmentation and generating output videos. Such fees are charged by the duration of the output video .	
Image Enhance	Fees incurred by overall image enhancements. Such fees are charged by the number of image processing times .	
Colorize Image	Fees incurred by coloring black and white images with one click. Such fees are charged by the number of	

	image processing times.		
Change Image Size	Fees incurred by using intelligent analysis to identify the main content in an image and cropping it to fit various size requirements. Such fees are charged by the number of image processing times.		

Note:

The billing components of content recognition adopts a progressive tiered pricing structure, with prices varying with different usage volumes.

For instance: If User A has made 30,000 identity card recognition requests this month, the actual fee would be: $10,000 * 0.0237 + (30,000 - 10,000) * 0.0158 = 589$ USD.

Pricing

Image tagging

Number of Monthly Reviewed Images(N)	Price
$N \leq 3$ million	0.22 USD/1,000 images
$3 \text{ million} < N \leq 15$ million	0.2 USD/1,000 images
$15 \text{ million} < N \leq 30$ million	0.18 USD/1,000 images
$N > 30$ million	0.16 USD/1,000 images

Note:

Image tagging adopts a scoring mechanism, with a score of between 0 and 100 for each image.

Assess Quality

Monthly assessment volume	Price
$0 < \text{assessment volume} \leq 1$ million	0.45 USD/1,000 times
$1 \text{ million} < \text{assessment volume} \leq 3$ million	0.37 USD/1,000 times

3 million < assessment volume ≤ 15 million	0.3 USD/1,000 times
Assessment volume > 15 million	0.22 USD/1,000 times

Face Recognition

Detect Face

Monthly Detection Volume	Price
0 < detection volume ≤ 3 million	0.5 USD/1,000 times
3 million < detection volume ≤ 15 million	0.4 USD/1,000 times
Detection volume > 15 million	0.3 USD/1,000 times

Face Effects

Monthly Call Volume	Price
0 < calls ≤ 10,000	1.58 USD/1,000 times
10,000 < calls ≤ 100,000	1.42 USD/1,000 times
100,000 < calls ≤ 1 million	1.27 USD/1,000 times
Calls > 1 million	1.11 USD/1,000 times

Liveness Recognition

Monthly Call Volume	Price
0 < calls ≤ 1000	0.1582 USD/call
1000 < calls ≤ 10,000	0.1345 USD/call
10,000 < calls ≤ 100,000	0.1187 USD/call
Calls > 100,000	0.1076 USD/call

Recognize Car

Monthly Recognition Volume	Price
$0 < \text{recognition volume} \leq 1 \text{ million}$	0.43 USD/1,000 times
$1 \text{ million} < \text{recognition volume} \leq 3 \text{ million}$	0.36 USD/1,000 times
$3 \text{ million} < \text{recognition volume} \leq 15 \text{ million}$	0.29 USD/1,000 times
Recognition volume $> 15 \text{ million}$	0.21 USD/1,000 times

ID Card OCR

General Text Recognition

Recognition Type	$0 < \text{Calls} \leq 10,000$	$10,000 < \text{Calls} \leq 100,000$	Above 100,000
General basic OCR	0.021 USD/call	0.014 USD/call	0.0085 USD/call
General accurate OCR	0.071 USD/call	0.05 USD/call	0.028 USD/call
General efficient OCR	0.012 USD/call	0.007 USD/call	0.0045 USD/call
Handwriting OCR	0.0224 USD/call	0.0149 USD/call	0.009 USD/call

Note:

The price varies with different recognition types.

Card Certificate Recognition (General Billable Item)

Monthly Recognition Volume	Price
$0 < \text{recognition volume} \leq 10,000$	0.0237 USD/call
$10,000 < \text{recognition volume} \leq 100,000$	0.0158 USD/call
Recognition volume $> 100,000$	0.009 USD/call

Note:

Both ID card recognition and driving license recognition utilize the card recognition billable item.

Image Search

Image Indexing

Monthly Detection Volume	Price
$0 < \text{detection volume} \leq 999,999$	0.00194 USD/image
$999,999 < \text{detection volume} \leq 2,999,999$	0.00149 USD/image
$2,999,999 < \text{detection volume} \leq 14,999,999$	0.00119 USD/image
Detection volume $> 14,999,999$	0.00112 USD/image

Image Search

Monthly Detection Volume	Price
$0 < \text{detection volume} \leq 999,999$	0.00224 USD/call
$999,999 < \text{detection volume} \leq 2,999,999$	0.00201 USD/call
$2,999,999 < \text{detection volume} \leq 14,999,999$	0.00179 USD/call
Detection volume $> 14,999,999$	0.00149 USD/call

Other

Billable Item	Price
QR Code Recognition	0.1493 USD/1,000 times
Image Repair	0.0052 USD/call
AI General Matting	0.003 USD/call
Logo Recognition	0.4478 USD/1,000 times
Speech Analysis	0.0003 USD/call
Body Recognition	0.2985 USD/1,000 times
Pet Identification	0.1493 USD/1,000 times
Text Translation	4.478 USD per 1 million characters
Image Translation	0.004478 USD/call

Image Super Resolution	0.0009 USD/call
Segment Video Body	0.1791 USD/min
Colorize Image	0.8955 USD/1,000 times
Image Enhance	1.194 USD/1,000 times
Change Image Size	0.2985 USD/1,000 times

Billing Examples

Requirements

Suppose that user A uploads a batch of images into a bucket, utilizes the content recognition service of CI, and activates the CDN acceleration service. According to usage statistics, the content recognition service has performed 30,000 times of QR code recognition, 10,000 times of face effects, and 10,000 times of ID card recognition, generating 100 GB of CDN origin-pull traffic this month.

Monthly Fees Calculation

Billable Item	Free Usage	Unit Price	Billable Usage	Fees (Unit Price * Billable Usage)
QR Code Recognition Fees	No	0.1493 USD/1,000 times	30,000 times	4.479 USD
Face Effect Fees	No	1.58 USD/1,000 times	10,000 times	15.8 USD
ID Card Recognition Fees	No	0.0237 USD/call	10,000 times	237 USD
CDN Origin-Pull Fees	10 GB	0.02 USD/GB	100GB	2 USD
Monthly Fees	-	-	-	259.279 USD

Note:

The billing sequence for CI is: free usage > pay-as-you-go.

Storage fees are charged by [COS billing](#).

After understanding the structure of content recognition fees and instructions regarding billable items, you can assess the amount of resources according to your business needs, then use the [CI price calculator](#) for calculation, and finally export the budget list.

Free Tier

Last updated : 2024-01-06 14:38:07

Overview

COS offers a limited free tier resource pack to all new users(i.e.users activating COS for the first time) to deduct the fees incurred by data stored in the **STANDARD** storage class, as detailed below:

Object	Free Tier	Validity
New user	50 GB STANDARD storage usage	6 months (180 days)

Note:

The storage capacity is calculated in binary, for example, 1 TB = 1024 GB.

Free Tier

The free tier is only applicable to **public cloud regions**. For more information on regions, see [Regions and Access Endpoints](#).

The free tier offered by COS can be used to deduct only **STANDARD storage usage** as detailed below. For more information, see [Billable Items](#).

Note:

The free tier cannot be used to deduct billable items **other than STANDARD storage usage**, such as STANDARD_IA storage usage, ARCHIVE storage usage, requests, and traffic. For more information, see [Billable Items](#).

If your service is suspended due to violations or overdue payment, you will not be eligible for the free tier even within its validity period before the service is resumed.

Fees	Billable Item	Available Free Tier
Storage capacity fees	STANDARD storage usage	Yes. New users are entitled to a free tier of 50 GB STANDARD storage usage for 6 months (180 days).
	MAZ_STANDARD storage usage	No.The free tier cannot be used to deduct billable items other than STANDARD storage usage.
	STANDARD_IA/MAZ_STANDARD_IA storage capacity	

	INTELLIGENT TIERING/MAZ_INTELLIGENT TIERING storage capacity	
	ARCHIVE storage usage	
	DEEP ARCHIVE storage usage	
Requests	Number of requests	
Data retrievals	Amount of retrieved data	
Traffic fees	Public network downstream traffic, CDN origin-pull traffic, cross-region replication traffic, global acceleration traffic	
Management feature fees	Inventory feature, COS select feature, batch operation feature, object tagging feature	

Samples

Note:

For more information on billing after the free tier term ends, see [Billing Examples](#).

Prices in the following examples are for reference only. For the actual prices, see [Pricing | Cloud Object Storage](#).

Assume that individual user A activated the COS service on March 10, 2019, uploaded 50 GB of files to the STANDARD storage class in Beijing region on March 16 generating 100 requests, and downloaded 10 GB of data over the public network on March 20 generating 100 requests. Apart from these operations, user A did not perform any other operations before the end of September.

Time	Description	Unit Price	Volume	Fees (USD)
March 10, 2019	User A received a monthly free tier of 50 GB STANDARD storage usage valid for 6 months (180 days).	-	-	Free of charge
March 17–September 5, 2019	Starting from March 17, 2019, the STANDARD storage usage fees were settled daily. As user A had a free tier of 50 GB STANDARD storage usage valid	-	-	Free of charge

	between March 10 and September 5, 2019 (180 days), there were no charges.			
March 17, 2019	The fees for 100 STANDARD requests were settled.	0.024 USD/10,000 requests	100 requests	$0.024 * 100 / 10000 = 0.00024$ USD
March 21, 2019	The fees for 10 GB public network downstream traffic were settled.	0.1 USD/GB	10 GB	$0.1 * 10 = 1$ USD
March 21, 2019	The fees for 100 STANDARD requests were settled.	0.01 USD/10,000 requests	100 requests	$0.01 * 100 / 10000 = 0.0001$ USD
September 6, 2019	User A's free tier expired on September 6, 2019, so the storage usage from September 6 to September 30, 2019 (25 days) became pay-as-you-go. Fees for 50 GB STANDARD storage usage were settled daily.	0.024 USD/GB/month	50 GB	$0.024 / 30 * 50 * 25 = 1$ USD

Access and Query

After you sign up for a Tencent Cloud account as instructed in [Signing Up](#) and log in to the [COS console](#) to activate the COS service, the system will automatically issue the free tier to your account.

Validity Period

The **free tier** is valid for 6 months (180 days) after the activation of your COS service.

For example, if you activated COS at 17:13:14 on March 10, 2019, and assume that 6 months is equal to 180 days, then the free tier would cover your STANDARD storage usage between March 10 and September 5, 2019.

Billing Sequence

During the free tier term, you may still be charged for other fees, such as request fees and traffic fees. Therefore, the billing sequence varies by scenario.

By default, COS bills are settled in a pay-as-you-go manner.

If you are eligible for the free tier of STANDARD storage usage, then your bills will be settled in the order of **free tier** > **pay-as-you-go billing**, that is, you will be charged in a pay-as-you-go manner for the usage in excess of the free tier.

Troubleshooting

If you have any questions about the free tier or your bills, see [Billing](#) or [contact us](#).

Billing Examples

Last updated : 2024-01-06 14:38:07

Note:

Regions in China are used as examples below.

Prices in the following examples are for reference only. For the actual prices, see [Pricing | Cloud Object Storage](#).

New users are eligible for a monthly free tier of 50 GB STANDARD storage usage for 6 months. For more information, see [Free Tier](#).

The storage capacity is calculated in binary, for example, 1 TB = 1024 GB.

Free Tier Examples

Example 1: New user with free tier

Background

New user A runs a website that contains images, background music, videos, and a software download section. The user stores the contents of the website in the **STANDARD** storage class in **Guangzhou region** with the CDN acceleration service enabled.

Demand

The images are expected to occupy 100 GB STANDARD storage capacity per day and generate 100 GB CDN origin-pull traffic, with 1 million requests in total.

Daily fees calculation

The following table describes the daily fees during the free tier term (i.e., the first 6 months after user A activates the COS service):

Item	Free Tier	Unit Price	Billable Usage	Fees (Unit Price * Billable Usage)
Storage usage fees	50 GB	0.024 USD/GB/month / 30	(100 - 50) GB	0.04 USD
Request fees	0	0.002 USD/10,000 requests	1 million requests	0.2 USD
CDN origin-pull traffic	0	0.02 USD/GB	100 GB	2 USD
Daily fees	-	-	-	2.24 USD

After user A's free tier expires, the daily fees are as follows:

Item	Free Tier	Unit Price	Billable Usage	Fees (Unit Price * Billable Usage)
Storage usage fees	0	0.024 USD/GB/month / 30	100 GB	0.08 USD
Request fees	0	0.002 USD/10,000 requests	1 million requests	0.2 USD
CDN origin-pull traffic fees	0	0.02 USD/GB	100 GB	2 USD
Daily fees	-	-	-	2.28 USD

Example 2: New user without free tier

Background

Hospital H needs to back up and store a large volume of medical records and imaging materials. They store the files in the **ARCHIVE** storage class in **Chongqing region** with the CDN acceleration service disabled.

Demand

The files are expected to occupy 20 TB ARCHIVE storage capacity per day, with 200,000 requests in total.

Daily fees calculation

Note:

The storage capacity is calculated in binary, for example, 1 TB = 1024 GB.

Item	Free Tier	Unit Price	Billable Usage	Fees (Unit Price * Billable Usage)
Storage usage fees	0	0.0045 USD/GB/month / 30	(20 * 1024) GB	3.072 USD
Request fees	0	0.002 USD/10,000 requests	200,000 requests	0.04 USD
Daily fees	-	-	-	3.112 USD

If you have any questions, [contact us](#) for technical support or price negotiation.

Pay-as-You-Go Billing Examples

If you don't have a valid free tier, pay-as-you-go billing is as demonstrated below:

[Traffic Fees](#)

[Storage Usage Fees](#)

[Request Fees](#)

[Data Retrieval Fees](#)

[Management Feature Fees](#)

Viewing and Downloading Bill

Last updated : 2024-01-06 14:38:07

Overview

You can view the fees incurred by the use of COS under your account in the Billing Center in the Tencent Cloud console.

Note:

COS bills are settled in the order of **free tier > pay-as-you-go billing**.

By default, the system uses the pay-as-you-go billing mode for settlement; that is, the system will deduct the free tier (if any) first and then bill the excessive usage in a pay-as-you-go manner.

For more information on the free tier and billable items, see [Free Tier](#) and [Billing Overview](#) respectively.

Viewing Bills by Instance/Bill Details

You can view bills by instance and bill details in the [Billing Center](#) in the console.

Bill by instance: It displays the bill amount by resource ID, which is the same as the bill by instance (L2) file. For more information, see [Bill Management](#).

Bill details: Detailed records are not aggregated, and each fee entry is a detailed record. The details are the same as those in the bill details (L3) file. For more information, see [Bill Management](#).

Directions

1. Log in to the [Tencent Cloud console](#).
2. Click **Billing Center** in the top-right corner to enter the Billing Center overview page.
3. On the left sidebar, click **Bills > Bill Details** to view the bills by instance and bill details under the current account.

Note:

Select **Bill Overview** to view the billing trends and summary.

4. On the **Bill by Instance** tab, select **Cloud Object Storage** from the drop-down list to view your COS usage by region, billing mode, transaction type, etc. If you select **Hide 0 USD Items**, the Billing Center will automatically hide the bills of 0 USD items.

Bill by Instance Bill Details

i The new version of Bills applies to bills from **March 2019** onwards. For bills before March 2019, please check [Bills 1.0](#). The current bill is generated on the 3rd day of the upcoming month. Prior to this date, deductions are not final and are for reference purposes only. Expense figures in Bill Details are accurate up to 8 decimal places. Expense figures in Bill by Instance are rounded off to 2 decimal places. For more details, see User Guide of Current Bills.

Cloud Object Storage cos traffic All Projects All Regions

All Billing Modes All transaction types ☐ Do not display \$0 transactions

Total Cost (Including Tax) = Total Amount After Discount (Excluding Tax) - Voucher Deduction
Tax Amount

Instance ID	Instance Name	Product Name	Subproduct Name	Billing Mode
<input type="text"/>	-idc_tr...	Cloud Object Storage	cos traffic	P
<input type="text"/>	-idc_tr...	Cloud Object Storage	cos traffic	P

On the **Bill Details** tab, select **Cloud Object Storage** from the drop-down list to view your unaggregated usage details.

Bill by Instance **Bill Details**

i The new version of Bills applies to bills from **March 2019** onwards. For bills before March 2019, please check [Bills 1.0](#). Expense figures in Bill Details are accurate up to 8 decimal places. Expense figures in Bill by Instance are rounded off to 2 decimal places. Actual deduction amount is shown in Current Bills.

Cloud Object Storage cos traffic All Components All Projects All Regions

All Billing Modes All transaction types ☐ Do not display \$0 transactions

Total Cost (Including Tax) = Total Amount After Discount (Excluding Tax) - Voucher Deduction
Amount

Instance ID	Instance Name	Product Name	Billing Mode	Instance Type <i>?</i>	Project
<input type="text"/>	-idc_tr...	Cloud Object Storage	Pay-As-You-Go resources		default
<input type="text"/>	-idc_tr...	Cloud Object Storage	Pay-As-You-Go resources		default

Note:

To query the usage details of each billable item by **bucket** and cost allocation by bucket or region, click [Usage Details Download](#) on the left sidebar to download the COS usage details report.

Currently, COS supports billing by bucket, which is made available through an allowlist. If your account is in the allowlist, you can see that fees are displayed by **bucket name** as the resource ID in bills by instance and bill details.

The configuration options are as described below:

Region: Select different regions in the region drop-down list to view the bill details by region.

Billing Mode: Select different billing modes in the billing mode drop-down list to view the bill details under pay-as-you-go billing mode.

Transaction Type: Select different transaction types in the transaction type drop-down list to view the bill details by pay-as-you-go purchase.

Downloading Bill

You can download the target bill in the [Bill Download Center](#). Currently, available bill types include PDF bills (L0), bill summary (L1), bills by instance (L2), and bill details (L3).

Note:

For more information on bills and bill fields, see [Bill Management](#) and [Fields in Bills](#) respectively.

For detailed directions on how to download bills, see [Bill Download Center](#).

Payment Overdue

Last updated : 2024-05-11 09:30:15

Note:

If you are a customer of a Tencent Cloud partner, the rules regarding resources when there are overdue payments are subject to the agreement between you and the partner.

If your account has overdue payment, a notification will be sent to you. Once receiving it, please go to the [Billing Center](#) in the console and pay the past due charges in time to prevent your business from being affected. This document will provide detailed information on overdue payment.

Causes

You can learn about why overdue payment happens by browsing FAQs as below:

[Why is my account overdue or charged even if I am on the free tier?](#)

Note:

If you have any question, please check [Bill Overview](#) on the console. For more information, please see [Viewing Billing Details](#).

See [Billable Items](#) for the description of each billing item and billing rules.

For information on the billing cycle of each billing item, see [Billing Cycle](#).

Service status in case of overdue payment

1. Account Overdue

According to the generated bill, execute deduction.

If the account balance is insufficient, and the sum of available balance and frozen amount is still negative, making it impossible to complete the deduction, then the account enters the Overdue Status.

2. Within one day of the account being overdue, it is in the Overdue Status Protection Period.

Details:

COS: Service available, data read-write.

Console: There are overdue notifications and processing suggestions.

notification: The system will send an overdue reminder when there is an overdue payment.

Note: Please recharge in time during this period to ensure your account balance is greater than or equal to 0, to avoid impacting business operation.

3. After one day of being overdue, the account enters the Overdue Status Service Suspension Period (also known as the isolation period).

Details:

COS: Service Unavailable, Data Cannot Be Read or Written.

Console: There are overdue notifications and processing suggestions.

notification: The system will send an Overdue Service Suspension notification during this period.

Note:

Given the importance of data, your data in COS is retained by default for 1 days.

If you do not need to keep the related data, please clean it up immediately. For more details, please see [Empty a bucket and Delete a bucket](#).

If you wish to continue using COS, please recharge through the console. Once your account balance is greater than or equal to 0, the service will automatically resume.

If you attempt to access data at this time, the server-side will return a 451 error and log the request. This request will incur [Request Fees](#).

If data is not deleted, it will occupy Storage space, resulting in [Storage Usage Fees](#). These fees will continue to accumulate until the data is terminated.

4. After the Service Suspension Period due to overdue status (also known as the Quarantine Period) ends, it enters the Overdue Status Resource Recycling (also known as Termination).

Details:

COS: Service Unavailable, Data Cannot Be Read or Written.

Console: There are overdue notifications and processing suggestions.

notification: The system will send a resource recycling notification during this period.

Note:

At this point, you will be deemed to have voluntarily given up COS service. Tencent Cloud does not commit to continuing to retain your data, and it will be terminated and cannot be recovered.

Please Note:

Cloud Object Storage COS will change the **Pay-As-You-Go (Postpaid) Overdue Service Suspension Policy**.

After one day of account overdraft, the default retention duration of your data in COS will be adjusted from 120 days to 15 days. This policy begins notification on April 15, 2024; becomes effective from April 30, 2024; and starts execution from May 15, 2024. For more information, please see [Notification regarding the change in the Overdue Service Suspension Policy for Pay-As-You-Go \(Postpaid\) in Cloud Object Storage \(COS\)](#).

If you do not clean up your data in a timely manner after the account becomes overdue, Storage Capacity Fees will be incurred.

If your account continues to be overdue for 15 days, you will be deemed to have voluntarily given up COS service.

Tencent Cloud does not promise to continue retaining your data, and it will be terminated and irreversible.

Note:

Notification methods include Language Telephone, Short Message Service, Email, and Message Center. The actual reception method and recipients will be based on the user's [Message Subscription](#) configuration.

How do I avoid or process overdue payment?

1. If you no longer use the data stored in COS, delete it to avoid incurring further fees.
2. You can enable the **cost alert** feature in the **Console > Billing Center**. An alert notification will be sent to you when your available balance drops below the alert threshold. For more information, see [Balance Alerts](#).
3. In case of overdue payment, please pay charges timely so that your account balance is not less than 0.

How do I deactivate the COS service and stop being charged?

You can deactivate COS or stop its billing as follows:

1. If you decide to stop using COS, you can avoid any further billing by permanently deleting all of your COS data (including incomplete multipart uploads and object versions) as instructed in [Directions](#). There is no need to remove your account, and if you use other Tencent Cloud products, please avoid doing so as it will affect your other services.
2. If you don't use COS for more than one month, you can set lifecycle rules to transition data in STANDARD storage class in the bucket to a colder class such as STANDARD_IA, ARCHIVE, or DEEP ARCHIVE to reduce storage fees. For more information, see [Setting Lifecycle](#). The transition will generate read requests in the original storage class and write requests in the target storage class, so transition by lifecycle will incur read/write [request fees](#).

Notes

Data, once deleted from the bucket, cannot be recovered, so make backups accordingly.

If versioning is enabled for the bucket, disable it before deleting data.

Check your billing cycle to avoid overdue payments. If all your billable items are settled daily, the bill for the day of data deletion will be generated on the next day. After the data is completely cleared, the system will stop billing. For more information, see [Billing Cycle](#).

If your account has overdue payment (i.e., your account balance is below 0), COS services will be suspended after 24 hours, regardless of whether your resource pack is within the validity period.

If your account has overdue payment and COS services are suspended, the free tier for which your account is eligible won't be available.

If data in your bucket is blocked for the second time due to non-compliance, it cannot be deleted. [Contact us](#) if you have any questions.

Directions

Step 1. Empty a bucket

Empty a bucket by [setting lifecycle configuration](#): This applies to a bucket containing 10,000 or more objects. A deletion task will be executed when the trigger conditions are met for a lifecycle policy. For details about the task start time and completion time, see the instructions for setting a lifecycle policy in the console.

[Empty a bucket](#) using the console: This applies to a bucket containing less than 10,000 objects. A bucket is emptied immediately after the emptying task is completed.

Note:

If you have a large amount of data in your bucket, emptying the bucket using the console may be slow or even fail due to network reasons. In this case, we recommend you empty the bucket by setting lifecycle configuration.

Step 2. Delete a bucket

[Delete a bucket](#) using the console.

Delete a bucket using the [DELETE Bucket](#) API.

You can also delete a bucket using the SDKs or tools as instructed in [Deleting a Bucket](#).

Step 3. Confirm deletion

After completing steps 1 and 2, log in to the console again to confirm that the data has been cleared and the bucket has been deleted. If the bucket list is empty, there is no bucket under your current account.

Step 4. Confirm fees

As storage usage fees are settled daily, the next day's bill will reflect the previous day's storage usage fees. After you clear bucket data, check your bills for the next three consecutive days to make sure no storage usage fees are incurred.

FAQs

Last updated : 2024-01-06 14:38:07

Free Tier

[Does COS offer a free tier? Why is my account overdue or charged even if I am on the free tier?](#)

Notification

[What types of notifications does COS send? What are subscribed and non-subscribed messages? How do I configure the root account and sub-accounts to receive COS notifications?](#)

Billing Mode

[What billing method does COS use? How is the public network downstream traffic in COS generated and billed? How is the CDN origin-pull traffic billed in COS? Will fees be charged for requests and traffic generated by data transfer between COS and CVM? Will traffic fees be incurred by uploading a file to a COS bucket? Will traffic fees be incurred when Tencent Cloud products in the same region access each other?](#)

Bill

[How do I view my bill? How do I download a bill? What are billing by bucket and cost allocation by tag? How do I set billing by bucket and cost allocation by tag? How do I determine whether bills are generated by bucket? How is the billing by bucket feature of COS launched? How do I view the billing statistical period? What are billing by deduction cycle and billing by billing cycle? What is the relationship between the billing mode and billing statistical period? Why did the amount of the bill \(by deduction cycle\) of the first month “increase” after the upgrade from monthly to daily settlement?](#)

Fee Deduction

[Will I be charged immediately after activating COS? Will file uploads to COS incur fees? How do I deactivate the COS service and stop being charged? How will I be charged when storing data in STANDARD_IA for less than 30 days? How will I be charged when storing data in ARCHIVE for less than 90 days? How will I be charged when storing data in DEEP ARCHIVE for less than 180 days? What are data retrieval fees in COS? Why are the COS read/write request fees zero?](#)

Overdue Payment and Service Suspension

[If COS service is suspended due to overdue payment, can I still access and download files via the COS console? How can I disable the COS service and stop being charged?](#)